

SMART SPRAYING PRECISION, NOW IN YOUR CAB

PROSTOP-E DUAL TWO OUTLET NOZZLE BODY SYSTEM

Agricultural sustainability and the reduction of chemical misapplication can now be within reach. It can be as close as reaching for the task controller in your cab. Leverage precision control solutions to help eliminate plant care product drift and application overspraying. Relax and enjoy the ride. A potential profitable yield and peace of mind are finally in sight.




FEATURES & BENEFITS

- ◆ Supports increased speed range while maintaining droplet size control and optimizing spray efficacy
- ◆ Automatically switches nozzles based on speed to provide droplet size stability over a wide speed range
- ◆ Allows use of industry-leading air induction nozzles to make a reliable spray application
- ◆ Reduce misapplication and waste with fast (0.25 seconds) on/off 12 volt actuation
- ◆ Control individual nozzle actuation based on real-time field maps from ISOBUS Rate Controller
- ◆ Take advantage of CanNode, which provides interface for up to 32 valves
- ◆ Link with ISOBUS System for easy retrofit
- ◆ Leverage its robust quarter turn ball valves
- ◆ Manually switch between two different nozzles from the cab of the machine, instead of rotating the turret to switch nozzles

"To me it's hands down better than the other systems. Just because you have that constant pressure and you get the best coverage which is gonna turn into better yields."

Mike Warkentin - Hefty Seed Company



Switch nozzles from the cab to select the correct nozzle for the application chemistry with ease.



Select automatic or manual switching between Nozzle A, Nozzle B or Nozzles A + B through a simple console.




Spray with ease while applying variable rate liquid fertilizer by selecting the nozzle size combination of your desired application.

APPLICATION OPTIONS

Take advantage of the unique design of Pentair Hypro ProStop-E Dual for a variety of application options:





- Flexibility of Speeds:** Drive a wider speed range and maintain application rate and spray quality desired by switching between two different nozzle sizes.



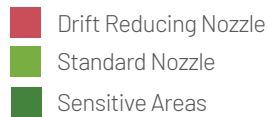
Field Examples: Turning corners or traveling up hill

Flat, open field (top speeds)


- Variable Rate Applications:** Apply variable rate liquid fertilizer by manually selecting the nozzle size combination that offers the target application volume.



- Boundary Spraying:** Utilize a drift reduction nozzle around the boundary of your field or other obstacles including grass waterways, hedges, drainage tile inlets and ditches. Then switch to a standard nozzle for the rest of the field.



BOOM CONFIGURATION EXAMPLE



- ◆ ProStop-E Dual Nozzle Bodies are connected to the CN32-0001 CanNode, organized in two segments of up to 16 (32 total/CanNode).

PENTAIR™ HYPRO™ PROSTOP-E DUAL NOZZLE BODY

OVERVIEW

- ◆ Save on chemicals through automatic nozzle shutoff
- ◆ Spray less by controlling spraying around borders, waterways and irregular shaped fields
- ◆ Improve application precision through tighter droplet size control
- ◆ Optimize spray delivery and nozzle selection automatically while spraying
- ◆ Reduce the risk of crop injury with enhanced uniformity of chemical application
- ◆ Enjoy cost effectiveness and ease of integration

FEATURES & BENEFITS

- ◆ Apply individual nozzle control with A, B, A+B functionality to compensate for speed and pressure changes
- ◆ Switch between two nozzles to cover a wide speed range for application and help eliminate misapplication
- ◆ Rotate the turret manually. Turrets hold four nozzles operated by pairs
- ◆ Take advantage of a fast response time for nozzle on/off control 0.25 seconds actuation time
- ◆ Leverage its robust quarter turn ball valve capable of 2.4 GPM (9.1 lpm) @ 5 psi (0.34 bar) pressure drop through both valves; 1.7 GPM (6.4 lpm) @ 5 psi (0.34 bar) pressure drop through 1 valve

PART NUMBERS

MATERIAL	OBJECT DESCRIPTION	CLAMP SIZE
4214N-3403VPSD	Dual Nozzle Body 3/4"	3/4"
4214N-3404VPSD	Dual Nozzle Body 1"	1"
4214N-3406VPSD	Dual Nozzle Body 22mm	22mm
4214N-3407VPSD	Dual Nozzle Body 20mm	20mm
4214N-3408VPSD	Dual Nozzle Body 25mm	25mm
4214N-3409VPSD	Dual Nozzle Body 28mm	28mm
4214N-3404VTPSD	Dual Nozzle Body 1" Tall Stem	1"

PENTAIR™ HYPRO™ PROSTOP-E ISOBUS

Integrate Hypro ProStop-E ISOBUS Rate Controller with the ISOBUS Rate Controller on the machine to implement an individual nozzle control system.

- ◆ Program console to manage droplet size by switching between nozzle sizes
- ◆ Choose from automatic or manual nozzle switching
- ◆ Control individual nozzle actuation based on real-time field maps from Hypro ProStop-E ISOBUS Rate Controller
- ◆ Monitor key application parameters such as application rate, pressure, pump flow and nozzle output status from cab



CAN BUS INTERFACE MODULE

PART NUMBER	NUMBER OF SEGMENTS	NUMBER OF VALVES
CN32-0001	2	32

PERFORMANCE

- ◆ Provides connectivity from CanNode to 32 valves, organized as two segments of 16 valves each
- ◆ Each segment has its own unique name instance and address which will self-address upon startup
- ◆ Multiple CanNodes can reside on the ISOBUS to control any number of Hypro ProStop-E Valves
- ◆ Implements auto addressing function on power up initialization. Each segment of 16 valves is ordered from 1-x, x=the highest number of valves on the segment, max = 16
- ◆ <10 ms message latency time between spray controller and any individual valve on a segment
- ◆ Provides up to 4A power distribution to each segment
- ◆ Small form factor provides easy mounting
- ◆ Utilizes standard M12 connectors and cordsets, built for IP67 rating
- 12v battery voltage input
- CAN bus input
- Segment 1 control output
- Segment 2 control output
- ◆ Supports simple CAN bus message format from spray controller to directly activate any individual Hypro ProStop-E Valve (contact factory for programming documentation)
- ◆ Embedded Bluetooth® radio for two-way communications and valve control with mobile devices. Allows you to quickly and easily check individual nozzle patterns before application

CABLES



2520-0265 Cable M12 Straight 25in



2520-0266 Cable M12 Straight 1m

CABLES CONT.

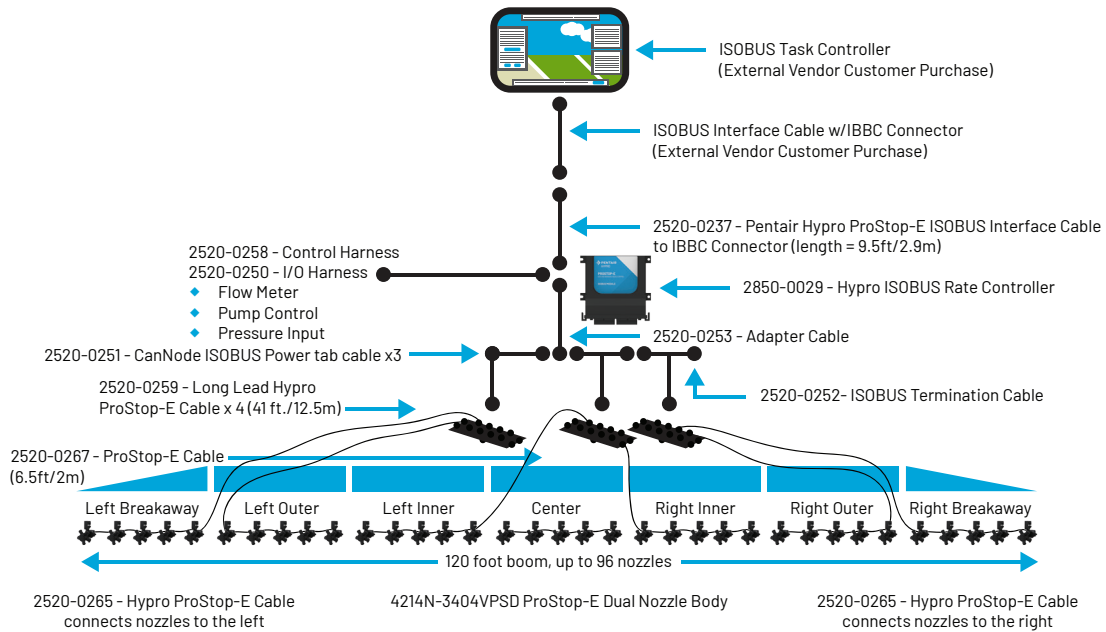


2520-0267 Cable M12 Straight 2m



2520-0268 Cable M12 Straight 3m

SYSTEM SETUP







Since some equipment is optional and some components may already be installed, each particular installation may not include every step. It is recommended you follow all steps from the installation and operations manual in sequence when installing the Pentair™ Hypro™ ProStop-E ISOBUS Task Controller and system components.

- ◆ It is also highly recommended that the user navigates through all the interface screens prior to in-field use to ensure that settings are correct for the desired applications
- ◆ All installations must follow Calibration and Pre-Application System Review steps to ensure safe and accurate operation of system
- ◆ Each CanNode can support a total of 32 Hypro ProStop-E Valves, which are split between two segments on each CanNode. There are a maximum of 16 Hypro ProStop-E Valves which can be on each segment
- ◆ For step-by-step instructions on installing Hypro ProStop-E ISOBUS Rate Controller, download the installation and operations manual at pentair.com/prostop-e

NOZZLE SELECTION AND CONTROL POINT SETUP

Find your closest application rate in the column headers. Scan down the column until you find the min and max speed range that suits your needs. Select the nozzles to the left and enter the setpoints as pre-selected in the chart below. Contact and systemic charts will follow in this brochure.

SAMPLE

NOZZLE B	NOZZLE A	SETPOINTS (MPH)	APPLICATION RATE (GPA)			
			5	7.5	10	12.5
		Min Speed	7.7	5.1	3.9	3.1
		Setpoint 2 (B to A+B)	18.2	12.1	9.1	7.3
Nozzle Size 02	Nozzle Size 03	Min Speed	10.3	6.9	5.1	4.1
		Max Speed	36.4	24.2	18.2	14.5
		Setpoint 1 (A to B)	14.5	9.7	7.3	5.8
		Setpoint 2 (B to A+B)	21.8	14.5	10.9	8.7

PENTAIR™ HYPRO™ PROSTOP-E DUAL NOZZLE BODY

PART NUMBER		APPLICATION RATE (GPA)												
		5	7.5	10	12.5	15	17.5	20	22.5	25	27.5	30	32.5	35
NOZZLE SIZE 015	MINIMUM SPEED	7.7	5.1	3.9	3.1	2.6	2.2	1.9	1.7	1.5	1.4	1.3	1.2	1.1
	MAXIMUM SPEED	29.1	19.4	14.5	11.6	9.7	8.3	7.3	6.5	5.8	5.3	4.8	3.2	2.4
	SETPOINT 1 (A TO B)	10.9	7.3	5.5	4.4	3.6	3.1	2.7	2.4	2.2	2.0	1.8	1.2	0.9
NOZZLE SIZE 025	SETPOINT 2 (B TO A+B)	18.2	12.1	9.1	7.3	6.1	5.2	4.5	4.0	3.6	3.3	3.0	2.0	1.5
NOZZLE SIZE 02	MINIMUM SPEED	10.3	6.9	5.1	4.1	3.4	2.9	2.6	2.3	2.1	1.9	1.7	1.5	1.3
	MAXIMUM SPEED	36.4	24.2	18.2	14.5	12.1	10.4	9.1	8.1	7.3	6.6	6.1	4.0	3.0
	SETPOINT 1 (A TO B)	14.5	9.7	7.3	5.8	4.8	4.2	3.6	3.2	2.9	2.6	2.4	1.6	1.2
NOZZLE SIZE 03	SETPOINT 2 (B TO A+B)	21.8	14.5	10.9	8.7	7.3	6.2	5.5	4.8	4.4	4.0	3.6	2.4	1.8
NOZZLE SIZE 03	MINIMUM SPEED	15.4	10.3	7.7	6.2	5.1	4.4	3.9	3.4	3.1	2.8	2.6	2.4	2.2
	MAXIMUM SPEED	50.9	33.9	25.5	20.4	17.0	14.5	12.7	11.3	10.2	9.3	8.5	5.7	4.2
	SETPOINT 1 (A TO B)	21.8	14.5	10.9	8.7	7.3	6.2	5.5	4.8	4.4	4.0	3.6	2.4	1.8
NOZZLE SIZE 04	SETPOINT 2 (B TO A+B)	29.1	19.4	14.5	11.6	9.7	8.3	7.3	6.5	5.8	5.3	4.8	3.2	2.4
NOZZLE SIZE 04	MINIMUM SPEED	20.6	13.7	10.3	8.2	6.9	5.9	5.1	4.6	4.1	3.7	3.4	3.0	2.5
	MAXIMUM SPEED	65.5	43.6	32.7	26.2	21.8	18.7	16.4	14.5	13.1	11.9	10.9	7.3	5.5
	SETPOINT 1 (A TO B)	29.1	19.4	14.5	11.6	9.7	8.3	7.3	6.5	5.8	5.3	4.8	3.2	2.4
NOZZLE SIZE 05	SETPOINT 2 (B TO A+B)	36.4	24.2	18.2	14.5	12.1	10.4	9.1	8.1	7.3	6.6	6.1	4.0	3.0

Contact Nozzle Pairs 20" Spacing. Droplets are M or C. 30 to 60 psi.

PART NUMBER		APPLICATION RATE (GPA)												
		5	7.5	10	12.5	15	17.5	20	22.5	25	27.5	30	32.5	35
NOZZLE SIZE 015	MINIMUM SPEED	10.3	6.9	5.1	4.1	3.4	2.9	2.6	2.3	2.1	1.9	1.7	1.5	1.3
	MAXIMUM SPEED	38.8	25.9	19.4	15.5	12.9	11.1	9.7	8.6	7.8	7.1	6.5	6.0	5.5
	SETPOINT 1 (A TO B)	14.5	9.7	7.3	5.8	4.8	4.2	3.6	3.2	2.9	2.6	2.4	2.2	2.1
NOZZLE SIZE 025	SETPOINT 2 (B TO A+B)	24.2	16.2	12.1	9.7	8.1	6.9	6.1	5.4	4.8	4.4	4.0	3.7	3.5
NOZZLE SIZE 02	MINIMUM SPEED	13.7	9.1	6.9	5.5	4.6	3.9	3.4	3.0	2.7	2.5	2.3	2.1	2.0
	MAXIMUM SPEED	48.5	32.3	24.2	19.4	16.2	13.9	12.1	10.8	9.7	8.8	8.1	7.5	6.9
	SETPOINT 1 (A TO B)	19.4	12.9	9.7	7.8	6.5	5.5	4.8	4.3	3.9	3.5	3.2	3.0	2.8
NOZZLE SIZE 03	SETPOINT 2 (B TO A+B)	29.1	19.4	14.5	11.6	9.7	8.3	7.3	6.5	5.8	5.3	4.8	4.5	4.2
NOZZLE SIZE 03	MINIMUM SPEED	20.6	13.7	10.3	8.2	6.9	5.9	5.1	4.6	4.1	3.7	3.4	3.1	2.8
	MAXIMUM SPEED	67.9	45.3	33.9	27.2	22.6	19.4	17.0	15.1	13.6	12.3	11.3	10.4	9.7
	SETPOINT 1 (A TO B)	29.1	19.4	14.5	11.6	9.7	8.3	7.3	6.5	5.8	5.3	4.8	4.5	4.2
NOZZLE SIZE 04	SETPOINT 2 (B TO A+B)	38.8	25.9	19.4	15.5	12.9	11.1	9.7	8.6	7.8	7.1	6.5	6.0	5.5
NOZZLE SIZE 04	MINIMUM SPEED	27.4	18.3	13.7	11.0	9.1	7.8	6.9	6.1	5.5	5.0	4.6	4.3	4.0
	MAXIMUM SPEED	87.3	58.2	43.6	34.9	29.1	24.9	21.8	19.4	17.5	15.9	14.5	13.4	12.5
	SETPOINT 1 (A TO B)	38.8	25.9	19.4	15.5	12.9	11.1	9.7	8.6	7.8	7.1	6.5	6.0	5.5
NOZZLE SIZE 05	SETPOINT 2 (B TO A+B)	48.5	32.3	24.2	19.4	16.2	13.9	12.1	10.8	9.7	8.8	8.1	7.5	6.9

Contact Nozzle Pairs 15" Spacing. Droplets are M or C. 30 to 60 psi.

PENTAIR™ HYPRO™ PROSTOP-E DUAL NOZZLE BODY 50CM

PART NUMBER		APPLICATION RATE (L/HA)											
		40	60	80	100	120	140	160	180	200	220	240	260
NOZZLE SIZE 015	MINIMUM SPEED	12.7	8.5	6.4	5.1	4.2	3.6	3.2	2.8	2.5	2.3	2.1	2.0
	MAXIMUM SPEED	48.0	32.0	24.0	19.2	16.0	13.7	12.0	10.7	9.6	8.7	8.0	7.4
	SETPOINT 1 (A TO B)	18.0	12.0	9.0	7.2	6.0	5.1	4.5	4.0	3.6	3.3	3.0	2.8
NOZZLE SIZE 025	SETPOINT 2 (B TO A+B)	30.0	20.0	15.0	12.0	10.0	8.6	7.5	6.7	6.0	5.5	5.0	4.6
NOZZLE SIZE 02	MINIMUM SPEED	17.0	11.3	8.5	6.8	5.7	4.8	4.2	3.8	3.4	3.1	2.8	2.6
	MAXIMUM SPEED	60.0	40.0	30.0	24.0	20.0	17.1	15.0	13.3	12.0	10.9	10.0	9.2
	SETPOINT 1 (A TO B)	24.0	16.0	12.0	9.6	8.0	6.9	6.0	5.3	4.8	4.4	4.0	3.7
NOZZLE SIZE 03	SETPOINT 2 (B TO A+B)	36.0	24.0	18.0	14.4	12.0	10.3	9.0	8.0	7.2	6.5	6.0	5.5
NOZZLE SIZE 03	MINIMUM SPEED	25.5	17.0	12.7	10.2	8.5	7.3	6.4	5.7	5.1	4.6	4.2	3.9
	MAXIMUM SPEED	81.0	54.0	40.5	32.4	27.0	23.1	20.3	18.0	16.2	14.7	13.5	12.5
	SETPOINT 1 (A TO B)	36.0	24.0	18.0	14.4	12.0	10.3	9.0	8.0	7.2	6.5	6.0	5.5
NOZZLE SIZE 04	SETPOINT 2 (B TO A+B)	55.4	37.0	27.7	22.2	18.5	15.8	13.9	12.3	11.1	10.1	9.2	8.5
NOZZLE SIZE 04	MINIMUM SPEED	33.9	22.6	17.0	13.6	11.3	9.7	8.5	7.5	6.8	6.2	5.7	5.2
	MAXIMUM SPEED	118.1	78.8	59.1	47.3	39.4	33.8	29.5	26.3	23.6	21.5	19.7	18.2
	SETPOINT 1 (A TO B)	55.4	37.0	27.7	22.2	18.5	15.8	13.9	12.3	11.1	10.1	9.2	8.5
NOZZLE SIZE 05	SETPOINT 2 (B TO A+B)	48.0	32.0	24.0	19.2	16.0	13.7	12.0	10.7	9.6	8.7	8.0	7.4

Systemic Nozzle Pairs 50cm Spacing. Droplets are XC or Greater. 1.5 to 3 bar.

PART NUMBER		APPLICATION RATE (L/HA)											
		40	60	80	100	120	140	160	180	200	220	240	260
NOZZLE SIZE 015	MINIMUM SPEED	14.7	9.8	7.3	5.9	4.9	4.2	3.7	3.3	2.9	2.7	2.4	2.3
	MAXIMUM SPEED	48.0	32.0	24.0	19.2	16.0	13.7	12.0	10.7	9.6	8.7	8.0	7.4
	SETPOINT 1 (A TO B)	18.0	12.0	9.0	7.2	6.0	5.1	4.5	4.0	3.6	3.3	3.0	2.8
NOZZLE SIZE 025	SETPOINT 2 (B TO A+B)	30.0	20.0	15.0	12.0	10.0	8.6	7.5	6.7	6.0	5.5	5.0	4.6
NOZZLE SIZE 02	MINIMUM SPEED	19.6	13.1	9.8	7.8	6.5	5.6	4.9	4.4	3.9	3.6	3.3	3.0
	MAXIMUM SPEED	60.0	40.0	30.0	24.0	20.0	17.1	15.0	13.3	12.0	10.9	10.0	9.2
	SETPOINT 1 (A TO B)	24.0	16.0	12.0	9.6	8.0	6.9	6.0	5.3	4.8	4.4	4.0	3.7
NOZZLE SIZE 03	SETPOINT 2 (B TO A+B)	36.0	24.0	18.0	14.4	12.0	10.3	9.0	8.0	7.2	6.5	6.0	5.5
NOZZLE SIZE 03	MINIMUM SPEED	29.4	19.6	14.7	11.8	9.8	8.4	7.3	6.5	5.9	5.3	4.9	4.5
	MAXIMUM SPEED	81.0	54.0	40.5	32.4	27.0	23.1	20.3	18.0	16.2	14.7	13.5	12.5
	SETPOINT 1 (A TO B)	36.0	24.0	18.0	14.4	12.0	10.3	9.0	8.0	7.2	6.5	6.0	5.5
NOZZLE SIZE 04	SETPOINT 2 (B TO A+B)	48.0	32.0	24.0	19.2	16.0	13.7	12.0	10.7	9.6	8.7	8.0	7.4
NOZZLE SIZE 04	MINIMUM SPEED	39.2	26.1	19.6	15.7	13.1	11.2	9.8	8.7	7.8	7.1	6.5	6.0
	MAXIMUM SPEED	102.0	68.0	51.0	40.8	34.0	29.1	25.5	22.7	20.4	18.5	17.0	15.7
	SETPOINT 1 (A TO B)	48.0	32.0	24.0	19.2	16.0	13.7	12.0	10.7	9.6	8.7	8.0	7.4
NOZZLE SIZE 05	SETPOINT 2 (B TO A+B)	60.0	40.0	30.0	24.0	20.0	17.1	15.0	13.3	12.0	10.9	10.0	9.2

Contact Pairs 50 cm spacing C or Greater Droplet Size 2-4 Bar.

PENTAIR™ HYPRO™ PROSTOP-E DUAL NOZZLE BODY 38CM

PART NUMBER		APPLICATION RATE (L/HA)											
		40	60	80	100	120	140	160	180	200	220	240	260
NOZZLE SIZE 015	MINIMUM SPEED	16.7	11.2	8.4	6.7	5.6	4.8	4.2	3.7	3.3	3.0	2.8	2.6
	MAXIMUM SPEED	63.2	42.1	31.6	25.3	21.1	18.0	15.8	14.0	12.6	11.5	10.5	9.7
	SETPOINT 1 (A TO B)	23.7	15.8	11.8	9.5	7.9	6.8	5.9	5.3	4.7	4.3	3.9	3.6
NOZZLE SIZE 025	SETPOINT 2 (B TO A+B)	39.5	26.3	19.7	15.8	13.2	11.3	9.9	8.8	7.9	7.2	6.6	6.1
NOZZLE SIZE 02	MINIMUM SPEED	22.3	14.9	11.2	8.9	7.4	6.4	5.6	5.0	4.5	4.1	3.7	3.4
	MAXIMUM SPEED	78.9	52.6	39.5	31.6	26.3	22.6	19.7	17.5	15.8	14.4	13.2	12.1
	SETPOINT 1 (A TO B)	31.6	21.1	15.8	12.6	10.5	9.0	7.9	7.0	6.3	5.7	5.3	4.9
NOZZLE SIZE 03	SETPOINT 2 (B TO A+B)	47.4	31.6	23.7	18.9	15.8	13.5	11.8	10.5	9.5	8.6	7.9	7.3
NOZZLE SIZE 03	MINIMUM SPEED	33.5	22.3	16.7	13.4	11.2	9.6	8.4	7.4	6.7	6.1	5.6	5.2
	MAXIMUM SPEED	106.6	71.1	53.3	42.6	35.5	30.5	26.6	23.7	21.3	19.4	17.8	16.4
	SETPOINT 1 (A TO B)	47.4	31.6	23.7	18.9	15.8	13.5	11.8	10.5	9.5	8.6	7.9	7.3
NOZZLE SIZE 04	SETPOINT 2 (B TO A+B)	63.2	42.1	31.6	25.3	21.1	18.0	15.8	14.0	12.6	11.5	10.5	9.7
NOZZLE SIZE 04	MINIMUM SPEED	44.7	29.8	22.3	17.9	14.9	12.8	11.2	9.9	8.9	8.1	7.4	6.9
	MAXIMUM SPEED	134.2	89.5	67.1	53.7	44.7	38.3	33.6	29.8	26.8	24.4	22.4	20.6
	SETPOINT 1 (A TO B)	63.2	42.1	31.6	25.3	21.1	18.0	15.8	14.0	12.6	11.5	10.5	9.7
NOZZLE SIZE 05	SETPOINT 2 (B TO A+B)	78.9	52.6	39.5	31.6	26.3	22.6	19.7	17.5	15.8	14.4	13.2	12.1


Systemic Nozzle Pairs 38cm Spacing. Droplets are XC or Greater. 1.5 to 3 bar.

PART NUMBER		APPLICATION RATE (L/HA)											
		40	60	80	100	120	140	160	180	200	220	240	260
NOZZLE SIZE 02	MINIMUM SPEED	25.8	17.2	12.9	10.3	8.6	7.4	6.4	5.7	5.2	4.7	4.3	4.0
	MAXIMUM SPEED	91.2	60.8	45.6	36.5	30.4	26.0	22.8	20.3	18.2	16.6	15.2	14.0
	SETPOINT 1 (A TO B)	36.5	24.3	18.2	14.6	12.2	10.4	9.1	8.1	7.3	6.6	6.1	5.6
NOZZLE SIZE 03	SETPOINT 2 (B TO A+B)	54.7	36.5	27.3	21.9	18.2	15.6	13.7	12.2	10.9	9.9	9.1	8.4
NOZZLE SIZE 03	MINIMUM SPEED	38.7	25.8	19.3	15.5	12.9	11.1	9.7	8.6	7.7	7.0	6.4	6.0
	MAXIMUM SPEED	123.1	82.0	61.5	49.2	41.0	35.2	30.8	27.3	24.6	22.4	20.5	18.9
	SETPOINT 1 (A TO B)	54.7	36.5	27.3	21.9	18.2	15.6	13.7	12.2	10.9	9.9	9.1	8.4
NOZZLE SIZE 04	SETPOINT 2 (B TO A+B)	72.9	48.6	36.5	29.2	24.3	20.8	18.2	16.2	14.6	13.3	12.2	11.2
NOZZLE SIZE 04	MINIMUM SPEED	51.6	34.4	25.8	20.6	17.2	14.7	12.9	11.5	10.3	9.4	8.6	7.9
	MAXIMUM SPEED	155.0	103.3	77.5	62.0	51.7	44.3	38.7	34.4	31.0	28.2	25.8	23.8
	SETPOINT 1 (A TO B)	72.9	48.6	36.5	29.2	24.3	20.8	18.2	16.2	14.6	13.3	12.2	11.2
NOZZLE SIZE 05	SETPOINT 2 (B TO A+B)	91.2	60.8	45.6	36.5	30.4	26.0	22.8	20.3	18.2	16.6	15.2	14.0
FC-ULD120-05	MINIMUM SPEED	64.5	43.0	32.2	25.8	21.5	18.4	16.1	14.3	12.9	11.7	10.7	9.9
	MAXIMUM SPEED	191.4	127.6	95.7	76.6	63.8	54.7	47.9	42.5	38.3	34.8	31.9	29.5
	SETPOINT 1 (A TO B)	91.2	60.8	45.6	36.5	30.4	26.0	22.8	20.3	18.2	16.6	15.2	14.0
FC-ULD120-06	SETPOINT 2 (B TO A+B)	109.4	72.9	54.7	43.8	36.5	31.3	27.3	24.3	21.9	19.9	18.2	16.8

Contact Pairs 38 cm spacing C or Greater Droplet Size 2-4 Bar.

PENTAIR™ HYPRO™ PROSTOP-E DUAL NOZZLE BODY

APPLICATION FOCUS	FUNGICIDES 	INSECTICIDES 	CONTACT HERBICIDES 	SYSTEMIC HERBICIDES 	LIQUID FERTILIZER (POST) 	LIQUID FERTILIZER (PRE) 	DICAMBA / 2, 4-D 
COVERAGE	 3D†	 GuardianAIR Twin	 3D†  GuardianAIR Twin	 Ultra Lo-Drift††	 3D†	 Hi-Flow	 Ultra Lo-Drift††
DRIFT REDUCTION	 GuardianAIR Twin	 GuardianAIR Twin	 Ultra Lo-Drift††	 Ultra-Lo Drift Max	 ESI Six Stream	 Hi-Flow	 Ultra-Lo Drift Max



SPRAY IT APP

- ◆ Operate Hypro ProStop-E from your mobile device
- ◆ Use for diagnostics and individual actuation at the boom
- ◆ Check individual nozzle spray quality and detect nozzle blockages at startup with ease

SPRAY IT APP INSTRUCTIONS FOR CANNODE

- ◆ Select the CanNode in the Spray It App
- ◆ Enter the password from the back of the CanNode contained between the [brackets]
- ◆ Display will show all valves in each segment
- ◆ Select segment to switch between segment 1 and segment 2
- ◆ Slide or touch button to open or close an individual valve
- ◆ Set a name for each CanNode for easy identification

For assistance or installation questions, email us at precisionag@pentair.com



375 Fifth Avenue NW | New Brighton, MN 55112 | United States | Ph: 651.766.6300 | Fx: 651.766.6600 | pentair.com/hypro

All indicated Pentair trademarks and logos are property of Pentair. Third party registered and unregistered trademarks and logos are the property of their respective owners. Because we are continuously improving our products and services, Pentair reserves the right to change specifications without prior notice. Pentair is an equal opportunity employer.

The Bluetooth® word mark and logos are registered trademarks owned by Bluetooth SIG, Inc.

©2022 Pentair. All Rights Reserved.

HYP13437(07-18-22)

PENTAIR™ HYPRO™ PROSTOP-E DUAL NOZZLE BODY

APPLICATION FOCUS	FUNGICIDES 	INSECTICIDES 	CONTACT HERBICIDES 	SYSTEMIC HERBICIDES 	LIQUID FERTILIZER (POST) 	LIQUID FERTILIZER (PRE) 	DICAMBA / 2, 4-D 
COVERAGE	 3D†	 GuardianAIR Twin	 3D†  GuardianAIR Twin	 Ultra Lo-Drift††	 3D†	 Hi-Flow	 Ultra Lo-Drift††
DRIFT REDUCTION	 GuardianAIR Twin	 GuardianAIR Twin	 Ultra Lo-Drift††	 Ultra-Lo Drift Max	 ESI Six Stream	 Hi-Flow	 Ultra-Lo Drift Max



SPRAY IT APP

- ◆ Operate Hypro ProStop-E from your mobile device
- ◆ Use for diagnostics and individual actuation at the boom
- ◆ Check individual nozzle spray quality and detect nozzle blockages at startup with ease

SPRAY IT APP INSTRUCTIONS FOR CANNODE

- ◆ Select the CanNode in the Spray It App
- ◆ Enter the password from the back of the CanNode contained between the [brackets]
- ◆ Display will show all valves in each segment
- ◆ Select segment to switch between segment 1 and segment 2
- ◆ Slide or touch button to open or close an individual valve
- ◆ Set a name for each CanNode for easy identification

For assistance or installation questions, email us at info@hypro-eu.com



Hypro EU Ltd | Station Road | Longstanton | Cambridge | CB24 3DS | UK | T: +44 1954 260245 | F: +44 1954 260245

All indicated Pentair trademarks and logos are property of Pentair. Third party registered and unregistered trademarks and logos are the property of their respective owners. Because we are continuously improving our products and services, Pentair reserves the right to change specifications without prior notice. Pentair is an equal opportunity employer.

The Bluetooth® word mark and logos are registered trademarks owned by Bluetooth SIG, Inc.

©2022 Pentair. All Rights Reserved.

HYP13437 (07-18-22)