





400 SERIES

Split Case Pumps



410 Series




420 Series



pentair.com/aurora

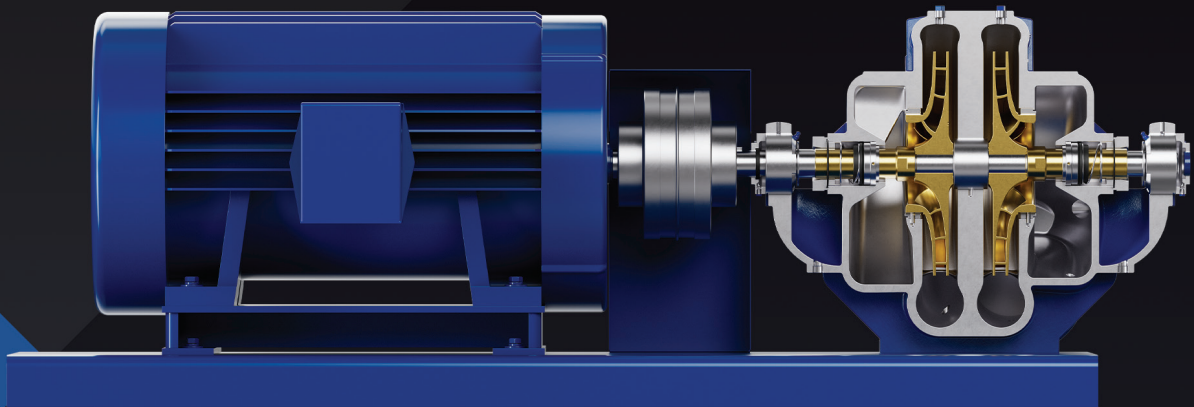
Contact us to learn more about
our NSF certified products.

UNYIELDING PERFORMANCE FROM TRUSTED TECHNOLOGY



410 SERIES

These single-stage pumps combine modern performance with a trusted, reliable design. They are best for installations with small- to medium-scale pumping needs.



420 SERIES

420 Series pumps are designed to maximize the life of bearings, pumps, and other key pump components. These models offer increased flow rates and pressure ranges for demanding municipal, industrial, and commercial water systems.

Backed by over a century of innovation, the Pentair Aurora® 400 Series delivers reliable commercial pumping performance in the toughest applications. Our full line of single and multistage models is built to last using high-quality materials and protective design elements that help keep pumps operational.

400 SERIES

Split Case Pumps



Max Flow
15,000 GPM (3,407 M³/HR)

Max Head
663 FT (202 M)

Max Temp
275°F (135°C)

DURABILITY

- ◆ Bronze fitted pump construction + shaft sleeves
- ◆ Bronze case wearing rings
- ◆ Stainless steel impeller key
- ◆ Graphite and TFE lubricated acrylic packing¹
- ◆ Interwoven graphite + Teflon™ lubricated acrylic yarn packing rings²
- ◆ Carbon steel shaft
- ◆ Water slingers and grease seals
- ◆ All-iron or alloy pump construction³
- ◆ Hardened 440C stainless steel shaft sleeves (packing only)³
- ◆ 316 stainless steel shaft sleeves³
- ◆ Impeller wear rings³
- ◆ Stainless steel shaft³
- ◆ Steel drip pan or drip rim base³
- ◆ Formed or fabricated steel base³

APPLICATIONS

- ◆ Heating + cooling
- ◆ Boiler feed service
- ◆ Condensate service
- ◆ High-pressure water service
- ◆ Water transport + boosting

PERFORMANCE


- ◆ Dynamically balanced impellers
- ◆ Twin volute on 10" and larger pumps¹
- ◆ Re-greaseable ball bearings
- ◆ Inboard single-row ball bearings
- ◆ Outboard double-row ball bearings
- ◆ Single balanced mechanical seal^{1,3}
- ◆ Single unbalanced mechanical seal^{2,3}
- ◆ 125#/250# ANSI suction and discharge flanges available¹
- ◆ 250 psi case working pressure
- ◆ Stuffing box bushings
- ◆ Lifting lugs
- ◆ Hydrostatic testing
- ◆ Cast integral bearing arms
- ◆ Coupling guard²
- ◆ Oil lubricated ball bearings²
- ◆ Double extended shaft model^{2,3}
- ◆ Right- or left-handed rotation³
- ◆ Certified performance testing³
- ◆ Water-cooled cartridge caps^{1,3}
- ◆ Water-cooled bearings^{3,4}

¹ Single stage models


² Select models

³ Optional features

⁴ Multistage models



410 Series



420 Series

410 Series Only

NSF50
CERTIFIED*


NSF61
CERTIFIED*

NSF372
CERTIFIED*

*Optional

PUMP FEATURES

AURORA 410 SERIES SPLIT CASE PUMPS



Split case design makes it easy to remove upper casing without disturbing suction and discharge for simpler servicing and inspection.

Dynamically balanced impeller is keyed to the shaft and secured by adjustable shaft sleeve.

Bronze shaft sleeve extends the entire length of each stuffing box to prevent shaft wear.

Interchangeable stuffing boxes come equipped with 303 stainless steel parts and Buna-N® elastomers for a longer pump life.

Mechanical seals are included in standard constructions and include carbon against ceramic face for optimal hot water performance.

LIFECYCLE SUPPORT FOR YOUR PUMP

When it's time to service your pump equipment with replacement parts, there's no room to gamble on unknown suppliers. We carry thousands of genuine OEM parts tailored to Pentair pumps and ready to ship quickly.

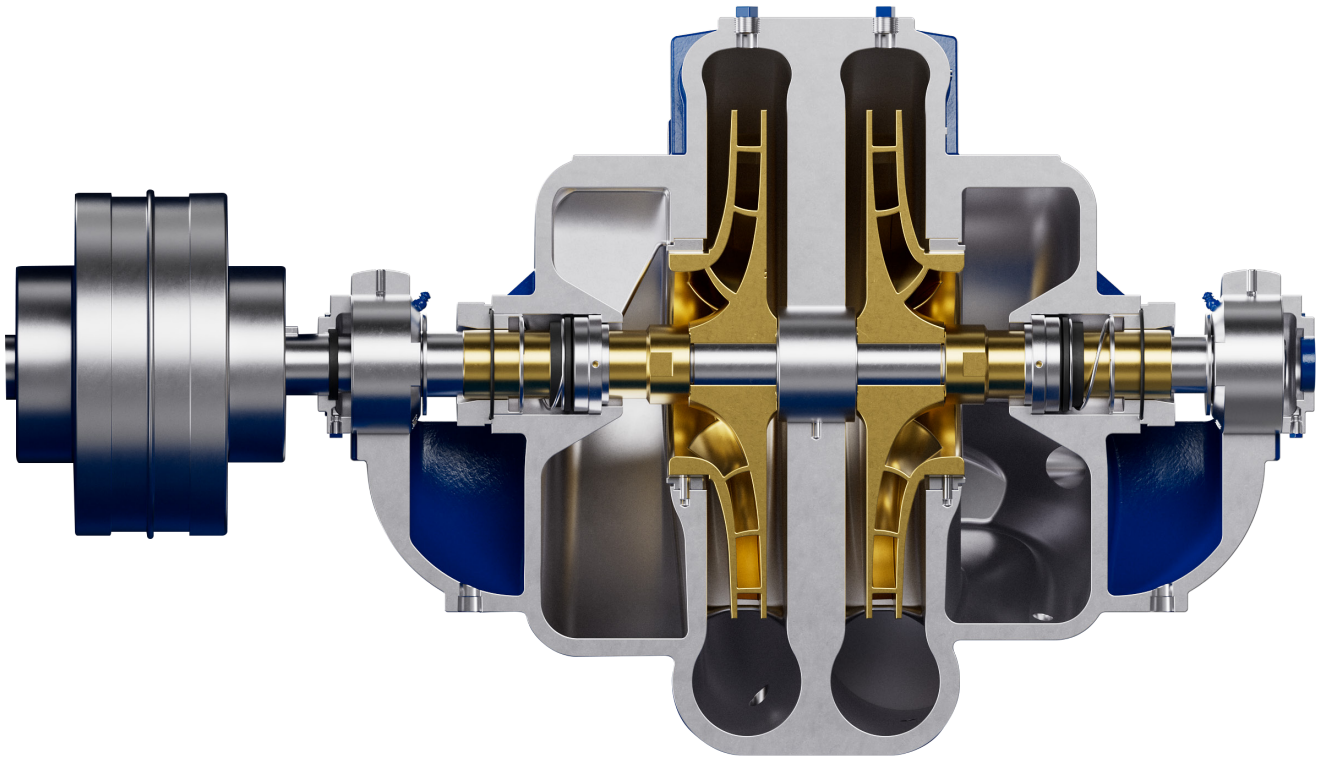
HYDRONIC ACCESSORIES

Get the most out of your system with a wide range of hydronic accessories that can help boost performance and reliability.

Learn more at pentair.com/pumpcare

PUMP FEATURES

AURORA 420 SERIES SPLIT CASE PUMPS



Grease lubrication bearings are conveniently located for quick access and outfitted with oil seals and non-sparking neoprene rotating slingers to protect bearings during operation and washdowns.

High-load bearings provide a minimum of 50,000 hours of performance at maximum load thanks to double-row thrust ball bearings and arms that help eliminate misalignment.

Left-hand rotation is available with standard parts.

Performance certification with positive suction pressure or suction lift is available on each pump for customer approval. All pumps are hydrostatically tested for optimal performance.

Case wearing rings prevent wear on pump casing and are easy and cost-effective to replace.

400 SERIES OPTIONAL ADDS

O-Ring seals on the impeller and shaft sleeves help prevent shaft corrosion, reducing the need for high-cost specialty materials.

Teflon™ coating on multistage model shaft sleeves and impellers help reduce corrosion in high head applications.

Computer-machined components with 360° registered fits assure part concentricity.

Twin volute design on single stage models balances radial hydraulic thrust loads on large split case pumps (see range charts).

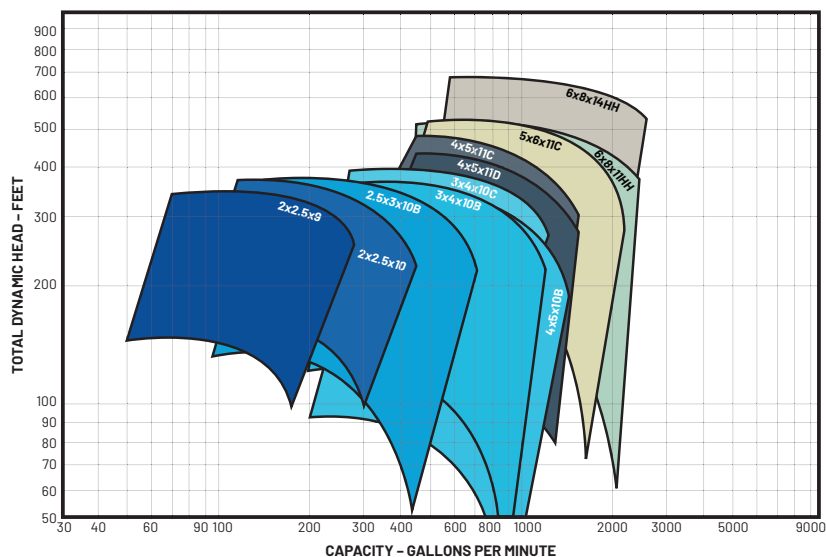
Optional lantern rings use internal water seal passages between casing and stuffing boxes to help prevent damage.

Short bearing span holds shaft deflection to .002" at the face of the stuffing box at maximum load.

Mechanical seals are included in standard constructions and include carbon against ceramic face for optimal hot water performance.

PUMP PERFORMANCE

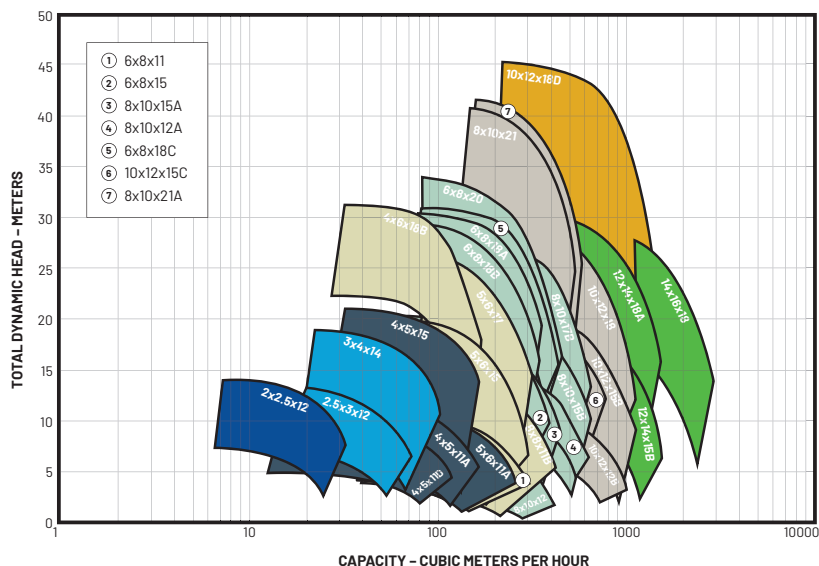
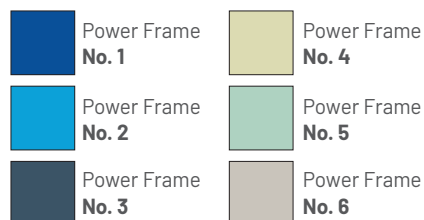
AURORA 410 SERIES SINGLE STAGE SPLIT CASE PUMPS



SINGLE VOLUTE 3500 RPM

Individual performance curves should be checked for final selection.

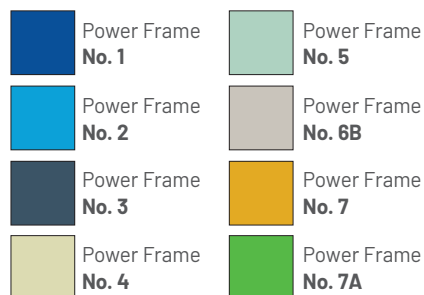
For selections not shown on this chart, please refer to the factory.



1000 RPM

Individual performance curves should be checked for final selection.

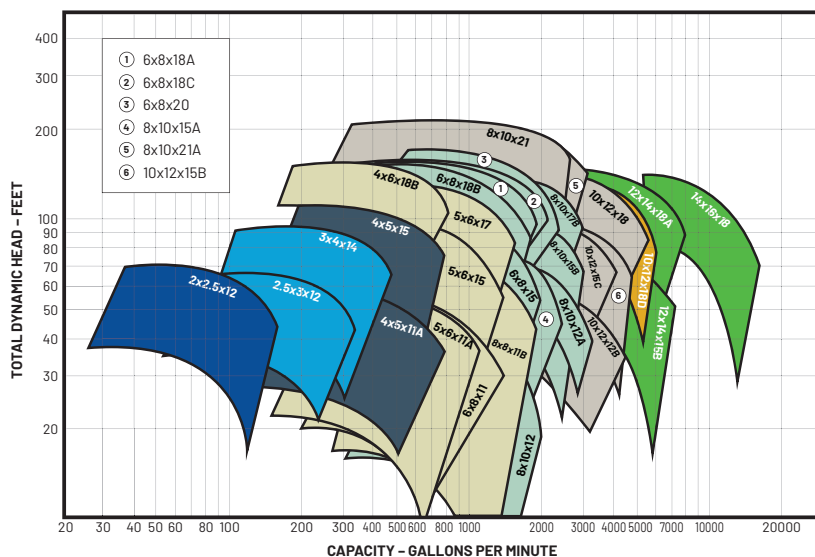
For selections not shown on this chart, please refer to the factory.



Reference only: For the most current information, refer to the Pentair Encompass Pump Selection Tool (pentair.com/encompass).

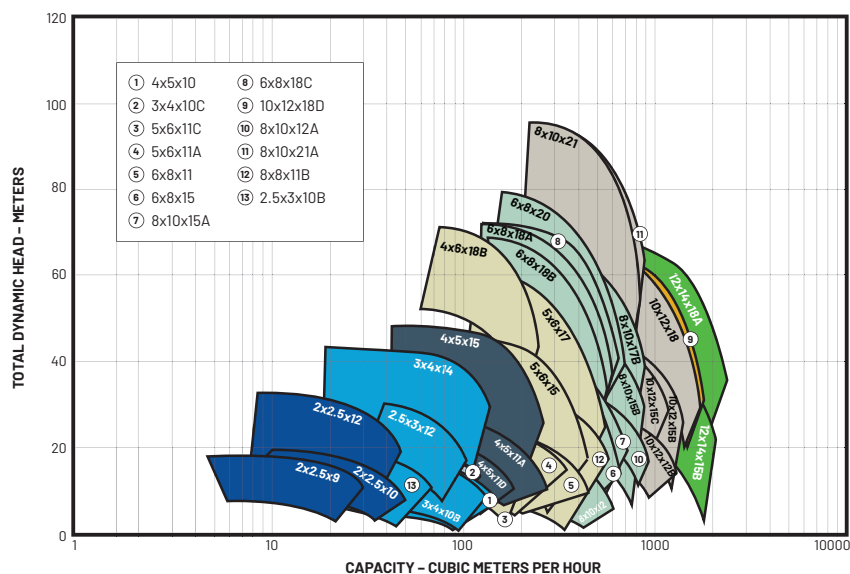
PUMP PERFORMANCE

AURORA 410 SERIES SINGLE STAGE SPLIT CASE PUMPS



PUMP PERFORMANCE

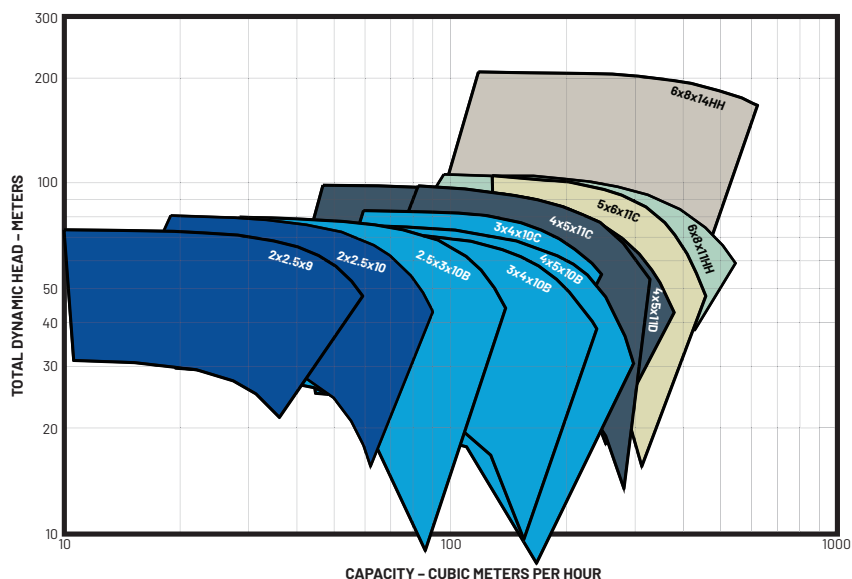
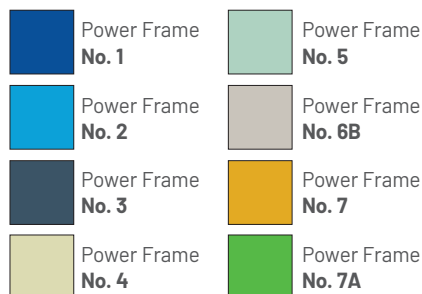
AURORA 410 SERIES SINGLE STAGE SPLIT CASE PUMPS



1500 RPM

Individual performance curves should be checked for final selection.

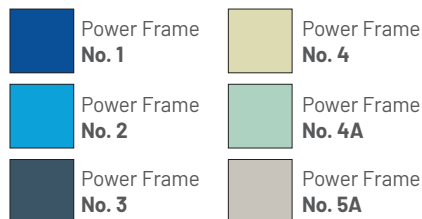
For selections not shown on this chart, please refer to the factory.



3000 RPM

Individual performance curves should be checked for final selection.

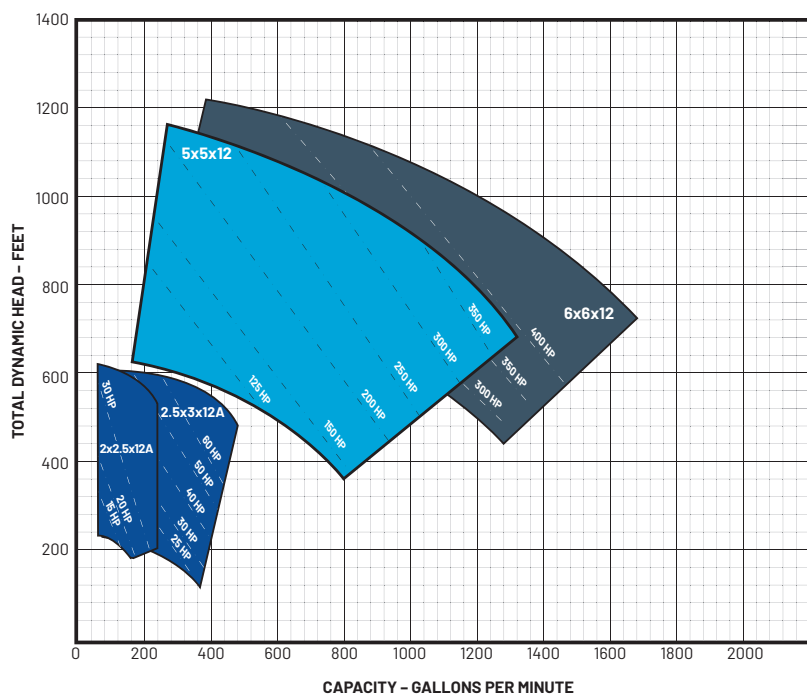
For selections not shown on this chart, please refer to the factory.



Reference only: For the most current information, refer to the Pentair Encompass Pump Selection Tool (pentair.com/encompass).

PUMP PERFORMANCE

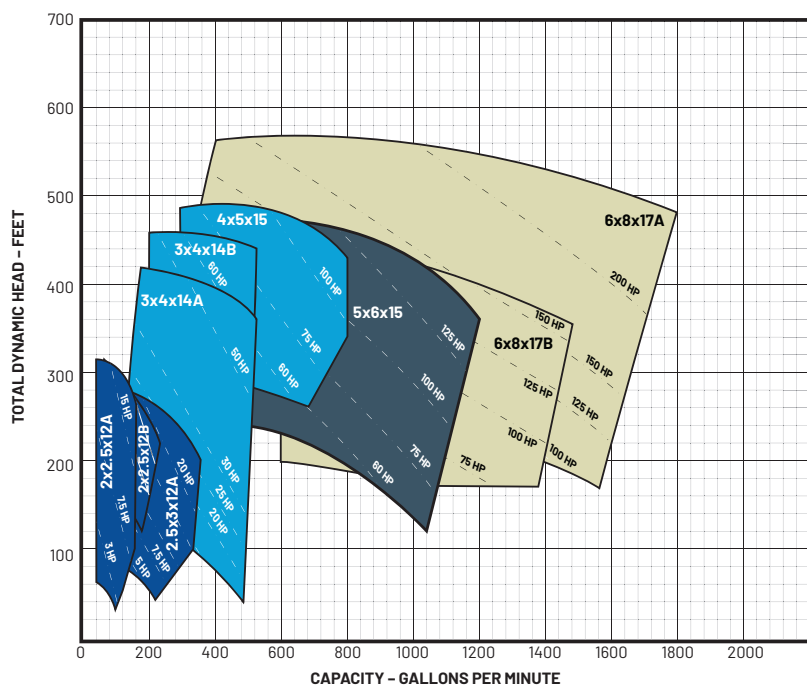
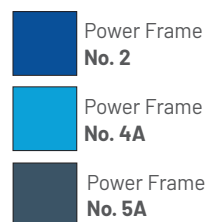
AURORA 420 SERIES MULTISTAGE SPLIT CASE PUMPS



3600 RPM

Individual performance curves should be checked for final selection.

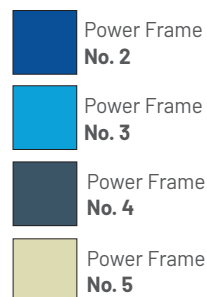
For selections not shown on this chart, please refer to the factory.



1800 RPM

Individual performance curves should be checked for final selection.

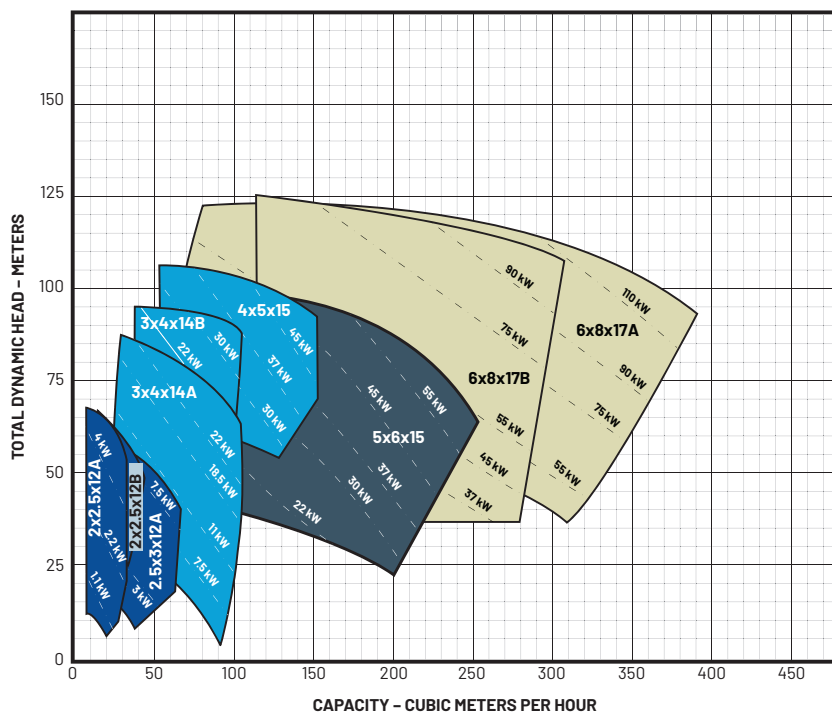
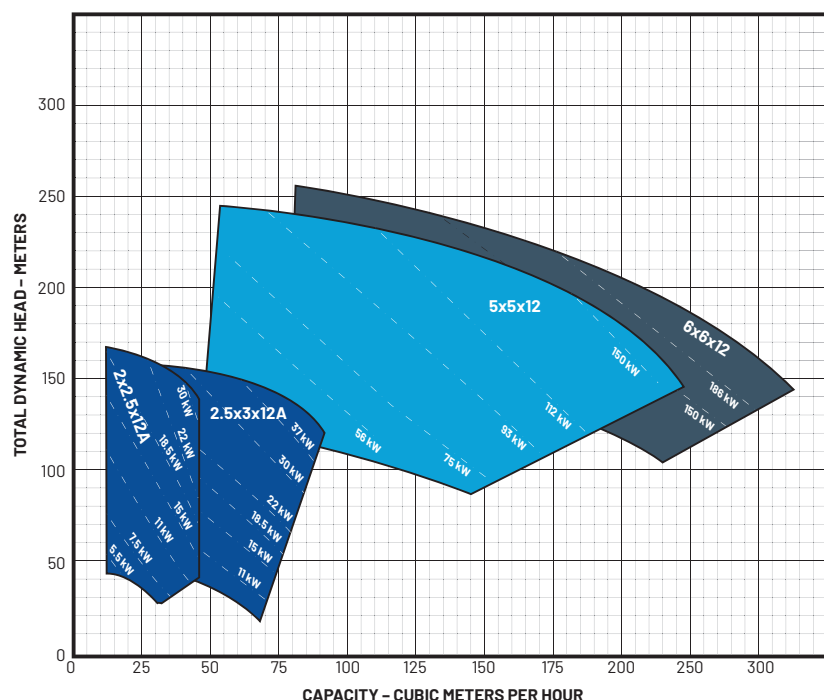
For selections not shown on this chart, please refer to the factory.



Reference only: For the most current information, refer to the Pentair Encompass Pump Selection Tool (pentair.com/encompass).

PUMP PERFORMANCE

AURORA 420 SERIES MULTISTAGE SPLIT CASE PUMPS



Reference only: For the most current information, refer to the Pentair Encompass Pump Selection Tool (pentair.com/encompass).

AURORA OEM

SPLIT CASE REPAIR KITS

TO HELP GET YOUR PUMP BACK TO FACTORY CONDITIONS

Our three most popular kits have the parts your pump needs to get back to full strength. Shipping from our factory in North Aurora, Illinois, these OEM kits are made to fit your specific Aurora pump.

	Repair Kit includes mechanical seal and gasket	Overhaul Kit includes mechanical seal, gasket and sleeves	Rotating Assembly includes all the internal parts you need to easily rebuild your pump
Parts Included	Repair Kit	Overhaul Kit	Rotating Assembly
Gasket	●	●	●
Mechanical Seal	●	●	●
Sleeves		●	●
Shaft			●
Impeller			●

YOUR PUMP PARTNER **FOR** **THE WHOLE** **BUILDING**

PROTECTING LEGACIES LIKE YOURS
FOR MORE THAN A CENTURY

Our extensive pump portfolio, crafted with a tradition of quality and excellence, has countless applications in commercial buildings.

Whether it's fire suppression for safety or HVAC and boosting applications for comfort, your building is covered with dynamic water movement solutions that fit your needs.

No matter where it's used, you can trust that your pump is backed by a dedicated team providing unwavering support throughout its lifetime. Because every decision counts when selecting pump equipment that protects your building and the people inside.

Scan the QR code or visit **pentair.com/aurora** to learn more.



**EXPLORE OUR
PUMP PORTFOLIO**

FIRE SUPPRESSION • HVAC • PRESSURE BOOSTING



800 Airport Road | North Aurora, Illinois, USA, 60542 | Ph: 630.859.7000 | pentair.com/aurora

NEMA® is the registered trademark and service mark of the National Electrical Manufacturers Association.
Buna N® is the registered trademark of Pittway Corporation, Chicago.
NSF® is a registered trademark of NSF International.
Teflon™ is a trademark of The Chemours Company FC, LLC.

All indicated Pentair trademarks and logos are property of Pentair.
Third party registered and unregistered trademarks and logos are the property of their respective owners.