

AURORA® EDWARDS® SERIES MODEL 300 PUMP

Features

The Aurora Edwards Series Model 300 Rotary Gear Pump has several unique features that make Aurora Edwards Series the right choice for many pumping requirements:


- Rotors synchronized by timing gears – they never touch
- Casing liners
- Shafts are supported on both ends by bearings – not bushings
- Pump drive flexibility – direct drive in most cases
- Dry running capability
- Inexpensive repairs
- Self priming
- Electric, diesel engine or water turbine drive

Applications

Fire Protection

- Fire-fighting foam concentrate pumping
- Water mist pumps
- UL-listed/FM approved or non-listed applications
- Stationary or mobile systems

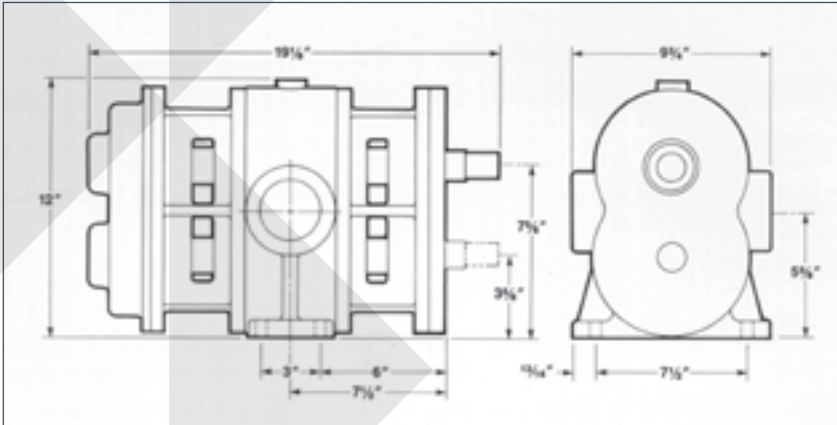
Aurora Edwards Series manufactures pumps to adapt to existing or new drive equipment. We custom build complete pumping packages. Our expertise includes complete assemblies with motors, engines, pumping skids and electrical apparatus with controls. Please feel free to contact us regarding your requirements.



Model 300 Pump Specifications	
Materials of construction	Bronze
Options	Hydraulic drive bracket, flanges
Sealing	Teflon lip seals
Temperature	200°F maximum
Discharge pressures	To 300 psig
Ports	3" x 3" NPT (female) standard
Pump drives	Hydraulic, electric, gas or diesel engine, PTO
RPM range	Up to 1,200 rpm continuous Up to 2,200 rpm intermittent

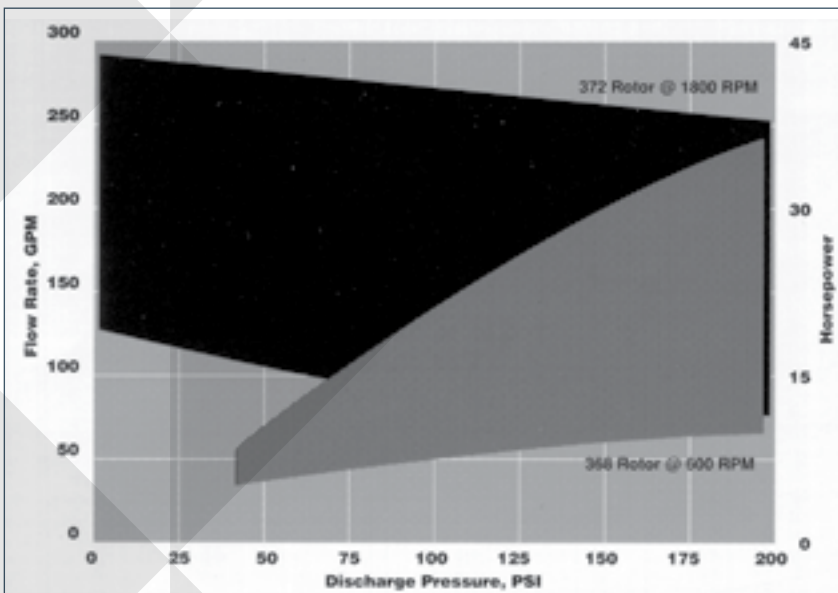
Dimension Details and Performance Data

Approximate Overall Dimensions:



Average weight - Pump only: 250#

Performance Characteristics (standard duty):



800 AIRPORT ROAD, NORTH AURORA, ILLINOIS 60542 WWW.AURORAPUMP.COM

Because we are continuously improving our products and services, Pentair reserves the right to change specifications without prior notice.
ED-02-1005 12/09/13 © 2013 Pentair. All Rights Reserved.