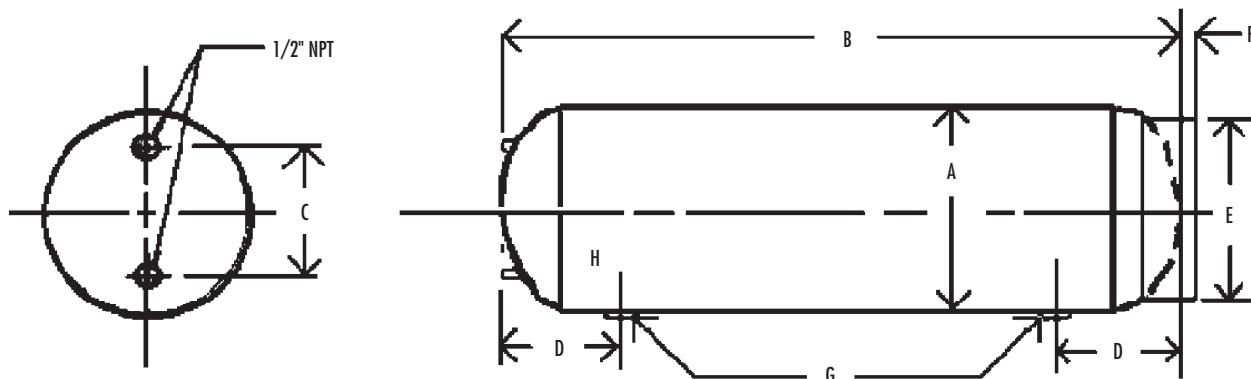


AURORA ACCESSORIES
EXPANSION TANKS (ASME)
 1060 SERIES



Typical Specification

Furnish and install, as shown on the plans, a ____ gal. (L), ____ dia. x ____ long Aurora 1060 Series plain steel expansion tank. The tank shall have NPT System connection, glass gauge tappings and drain. Tank shall be furnished with a base ring for vertical storage or optional saddles for horizontal mount (see note #3). The tank shall be constructed and stamped in accordance with section VIII of the ASME Boiler & Pressure Vessel Code.

Model	Tank Volume gal. (L)	A in. (mm)	B in. (mm)	C in. (mm)	D in. (mm)	E in. (mm)	F in. (mm)	G	Working Pressure psi (kPa)	Weight	
								NPT		Painted lbs. (kg)	Galvanized lbs. (kg)
1060 12x33	15 (57)	12 (305)	33.00 (838)	8 (203)	7.00 (178)	11.50 (292)	0.88 (22)	1.00 (25)	150 (1034)	44 (20)	49 (22)
1060 12x51	24 (91)	12 (305)	51.00 (1295)	8 (203)	7.00 (178)	11.50 (292)	0.88 (22)	1.00 (25)	150 (1034)	62 (28)	69 (31)
1060 14x48	30 (114)	14 (356)	48.00 (1219)	10 (254)	10.00 (254)	11.50 (292)	1.13 (29)	1.00 (25)	150 (1034)	72 (33)	80 (36)
1060 14x63	40 (151)	14 (356)	63.00 (1600)	10 (254)	10.00 (254)	11.50 (292)	1.13 (29)	1.00 (25)	150 (1034)	92 (42)	102 (46)
1060 16x72	60 (227)	16 (406)	72.00 (1829)	12 (305)	10.00 (254)	11.50 (292)	1.13 (29)	1.00 (25)	150 (1034)	120 (55)	134 (61)
1060 20x62	80 (303)	20 (508)	62.50 (1588)	16 (406)	10.00 (254)	18.00 (457)	1.50 (38)	1.00 (25)	125 (862)	136 (62)	151 (69)
1060 20x78	100 (379)	20 (508)	78.00 (1981)	16 (406)	10.00 (254)	18.00 (457)	1.50 (38)	1.00 (25)	125 (862)	168 (76)	187 (85)
1060 24x65	120 (454)	24 (610)	65.00 (1651)	20 (508)	11.13 (283)	18.00 (457)	1.50 (38)	1.00 (25)	125 (862)	218 (99)	238 (108)
1060 24x72	135 (511)	24 (610)	72.00 (1829)	20 (508)	11.13 (283)	18.00 (457)	1.50 (38)	1.00 (25)	125 (862)	238 (108)	258 (117)
1060 30x62	175 (662)	30 (762)	62.25 (1581)	22 (559)	13.50 (343)	24.00 (610)	2.00 (51)	1.50 (38)	125 (862)	338 (154)	361 (164)
1060 30x77	220 (833)	30 (762)	77.00 (1956)	22 (559)	13.50 (343)	24.00 (610)	2.00 (51)	1.50 (38)	125 (862)	368 (167)	396 (180)
1060 30x84	240 (908)	30 (762)	84.00 (2134)	22 (559)	13.50 (343)	24.00 (610)	2.00 (51)	1.50 (38)	125 (862)	394 (179)	424 (193)
1060 30x105	305 (1154)	30 (762)	105.75 (2686)	22 (559)	13.50 (343)	24.00 (610)	2.00 (51)	1.50 (38)	125 (862)	486 (221)	523 (238)
1060 36x72	295 (1117)	36 (914)	72.00 (1829)	28 (711)	14.75 (375)	30.00 (762)	2.50 (64)	1.50 (38)	125 (862)	502 (228)	540 (245)
1060 36x93	400 (1514)	36 (914)	92.50 (2350)	28 (711)	14.75 (375)	30.00 (762)	2.50 (64)	1.50 (38)	125 (862)	645 (293)	686 (312)
1060 36x120	505* (1911)	36 (914)	120.00 (3048)	28 (711)	14.75 (375)	-	-	1.50 (38)	125 (862)	810 (368)	844 (384)
1060 42x96	525* (1987)	42 (1067)	96.00 (2438)	28 (711)	18.00 (457)	-	-	2.00 (51)	125 (862)	895 (406)	928 (422)

NOTES:

1. Plugged inspection openings (qty 2 – 2.0" each) are provided on 175 to 505 gallon tanks (662 L to 1911 L respectively).
2. An inspection Manhole is furnished on the 525 gal. (1987 L) tank. Manhole dimensions are 12" x 16" (305 mm x 406 mm).
3. Base Ring is not provided on 505 and 525 gal. tank (1911 L and 1987 L respectively).

Materials of Construction

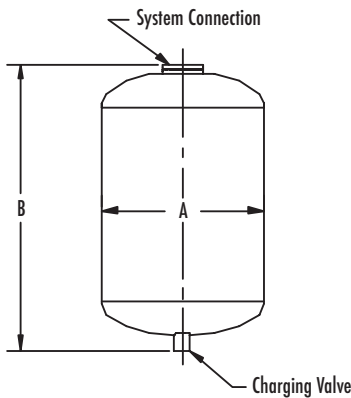
Shell	Carbon Steel
Heads	Carbon Steel

Maximum Operating Conditions

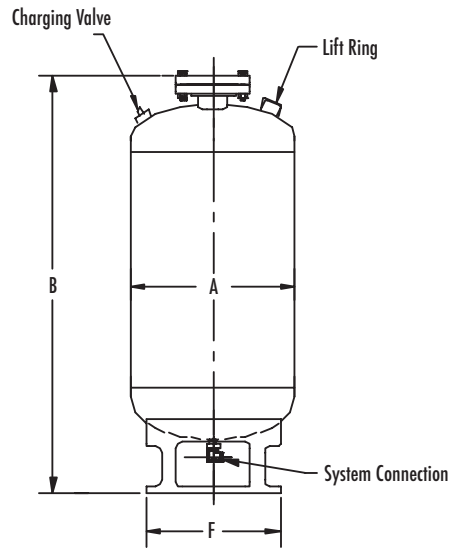
Max. Working Temperature	450°F (232°C)
Max. Working Pressure	See table above.

- Not for Domestic Potable Water Systems.
- Designed and Constructed per ASME Section VIII, Division 1.
- Gauge tappings included (gauge & fittings by others).
- Standard factory charge is 12 psi (83 kPa) unless otherwise specified.

AURORA ACCESSORIES
PRECHARGED (ASME) EXPANSION TANKS
1060B SERIES – (10–35 GAL.)



Models 1060B-35 & 1060B-50



Models 1060B-85 & 1060B-130

Model	Tank Volume	Maximum Acceptance Volume	A	B	System Connection NPT	Shipping Weight
	gal. (L)	gal. (L)	in. (mm)	in. (mm)	in. (mm)	lbs. (kg)
1060B-35	10 (38)	10 (38)	12 (305)	25 (635)	0.75 (19)	40 (18)
1060B-50	13 (49)	13 (49)	14 (356)	25 (635)	0.75 (19)	50 (23)
1060B-85	23 (87)	23 (87)	16 (406)	37 (940)	1.00 (19)	90 (41)
1060B-130	35 (132)	35 (132)	20 (508)	37 (940)	1.00 (19)	125 (57)

Materials of Construction

Shell	Carbon Steel
Bladder	Heavy Duty Butyl

Maximum Operating Conditions

Max. Working Temperature	240°F (115°C)
Max. Working Pressure	125 psi (862 kPa)

Typical Specification

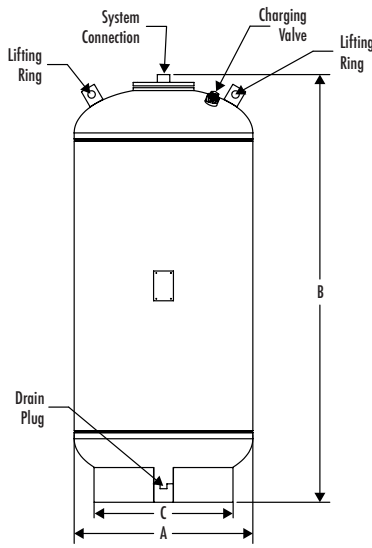
Furnish and install, as shown on the plans, Aurora Model _____ 1060B (10–35 gal.) ASME Precharged Bladder Expansion Tank, stamped 125 psi (862 kPa) working pressure. Each tank will be supplied with a heavy duty butyl replaceable bladder. Tank shall be supplied with a ring base, lifting rings, and NPT system connection. An air charging valve connection (standard tire valve) shall be provided to facilitate adjusting precharge pressure to meet actual system conditions.

- **Not for Domestic Potable Water Systems.**
- **Designed and constructed per ASME, Section VIII, Division 1.**
- **California code sight glass available upon request.**
- **Allow a minimum of 18" (457 mm) clearance for system.**
- **Standard factory charge is 12 psi (83 kPa) unless otherwise specified.**

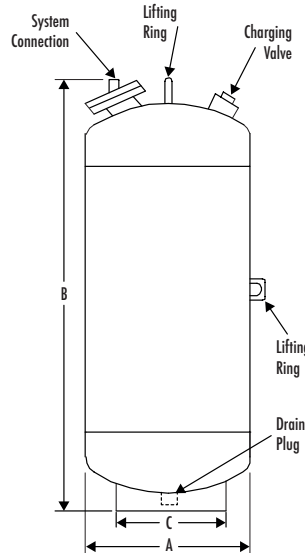
AURORA ACCESSORIES

PRECHARGED (ASME) EXPANSION TANKS

1060B SERIES – (53–1000 GAL.)



Models 1060B-200 to 1060B-2500



Models 1060B-3000 to 1060B-4000

Model	Tank Volume	Maximum Acceptance Volume	A	B	C	System Connection NPT	Drain Plug	Shipping Weight
	gal. (L)	gal. (L)	in. (mm)	in. (mm)	in. (mm)	in. (mm)	in. (mm)	lbs. (kg)
1060B-200	53 (200)	53 (200)	24.00 (610)	38.4 (1475)	19.00 (483)	1.50 (38)	0.75 (19)	225 (102)
1060B-300	80 (300)	80 (300)	24.00 (610)	52.27 (1328)	19.00 (483)	1.50 (38)	0.75 (19)	283 (129)
1060B-400	106 (400)	106 (400)	24.00 (610)	66.14 (1680)	19.00 (483)	1.50 (38)	0.75 (19)	341 (155)
1060B-500	132 (500)	132 (500)	24.00 (610)	80.14 (2036)	19.00 (483)	1.50 (38)	0.75 (19)	403 (183)
1060B-600	158 (600)	158 (600)	30.00 (762)	64.75 (1644)	24.00 (610)	1.50 (38)	0.75 (19)	429 (195)
1060B-800	211 (800)	211 (800)	30.00 (762)	82.44 (2094)	24.00 (610)	1.50 (38)	0.75 (19)	519 (236)
1060B-1000	264 (1000)	264 (1000)	36.00 (914)	73.9 (1877)	28.00 (711)	1.50 (38)	0.75 (19)	550 (250)
1060B-1200	317 (1200)	317 (1200)	36.00 (914)	86.00 (2184)	28.00 (711)	1.50 (38)	0.75 (19)	640 (291)
1060B-1400	370 (1400)	370 (1400)	36.00 (914)	98.50 (2502)	28.00 (711)	1.50 (38)	0.75 (19)	704 (320)
1060B-1600	422 (1600)	422 (1600)	48.00 (1219)	71.00 (1803)	42.00 (1067)	1.50 (38)	0.75 (19)	1183 (538)
1060B-2000	528 (2000)	528 (2000)	48.00 (1219)	85.00 (2159)	42.00 (1067)	1.50 (38)	0.75 (19)	1264 (575)
1060B-2500	660 (2495)	660 (2495)	48.00 (1219)	102.00 (2591)	42.00 (1067)	2.00 (51)	0.75 (19)	1435 (652)
1060B-3000	792 (2994)	792 (2994)	48.00 (1219)	122.00 (3099)	42.00 (1067)	2.00 (51)	0.75 (19)	1550 (705)
1060B-4000	1056 (3992)	1056 (3992)	60.00 (1524)	102.00 (2591)	54.00 (1372)	2.00 (51)	0.75 (19)	2638 (1199)

Materials of Construction

Shell	Carbon Steel
Bladder	Heavy Duty Butyl

Operating Conditions

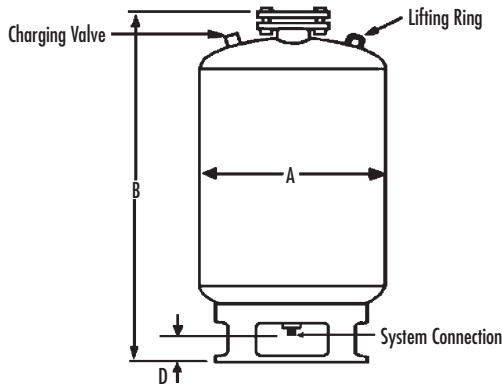
Temperature Range	35°F – 240°F (1.7°C – 115°C)
Max. Pressure	125 psi (862 kPa)

Typical Specification

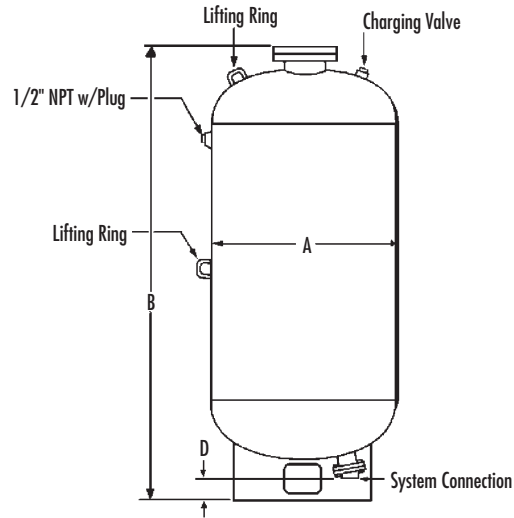
Furnish and install, as shown on the plans, Aurora Model _____ 1060B (53–1000 gal.) ASME Precharged Bladder Expansion Tank, stamped for 125 psi (862 kPa) working pressure. Each tank will be supplied with a heavy duty butyl replaceable bladder. Tank shall be supplied with a ring base, lifting rings, and NPT system connection. An air charging valve connection (standard tire valve) shall be provided to facilitate adjusting precharge pressure to meet actual system conditions.

- Not for Domestic Potable Water Systems.
- Designed and constructed per ASME, Section VIII, Division 1.
- California code sight glass available as an option.
- Allow a minimum of 18" (457 mm) clearance for system piping.
- Standard factory charge is 12 psi (83 kPa) unless otherwise specified.

AURORA ACCESSORIES
 PRECHARGED (ASME) BLADDER
 EXPANSION TANKS FOR POTABLE WATER
 1060BP SERIES



Models 1060BP-600 & 1060BP-800



Models 1060BP-1000 & 1060BP-2000

Model	Tank Volume	Maximum Acceptance Volume	A	B	System Connection NPT	D	Shipping Weight
	gal. (L)	gal. (L)	in. (mm)	in. (mm)	in. (mm)	in. (mm)	lbs. (kg)
1060BP-600	158 (600)	158 (600)	30 (762)	65 (1651)	2 (51)	4.75 (121)	360 (164)
1060BP-800	211 (800)	211 (800)	32 (813)	76 (1930)	2 (51)	4.75 (121)	475 (216)
1060BP-1000	264 (1000)	264 (1000)	36 (914)	87 (2210)	3 (76)	8.50 (216)	735 (334)
1060BP-1200	317 (1200)	317 (1200)	36 (914)	98 (2489)	3 (76)	8.50 (216)	745 (339)
1060BP-1400	370 (1400)	370 (1400)	36 (914)	111 (2819)	3 (76)	8.50 (216)	900 (409)
1060BP-1600	422 (1600)	422 (1600)	48 (1219)	84 (2134)	3 (76)	8.75 (222)	1210 (550)
1060BP-2000	528 (2000)	528 (2000)	48 (1219)	96 (2438)	3 (76)	8.75 (222)	1305 (593)

Materials of Construction

Shell	Steel
Bladder	Heavy Duty Butyl – FDA approved
System Connection	Bronze

Maximum Operating Conditions

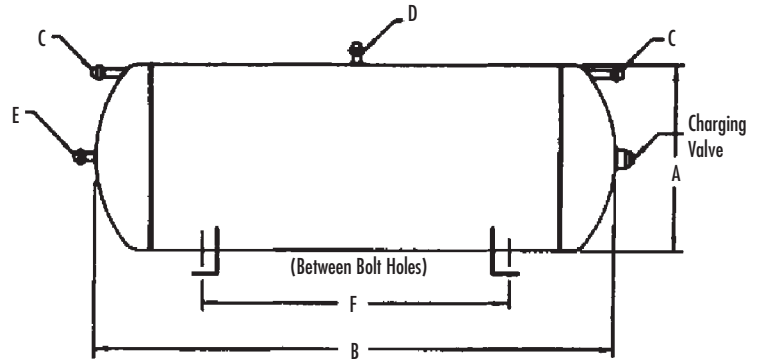
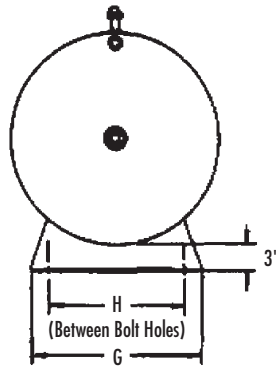
Max. Working Temperature	200°F (93°C)
Max. Working Pressure	125 psi (862 kPa)

Typical Specification

Furnish and install, as shown on the plans, Aurora Model _____ 1060BP ASME Precharged Bladder Expansion Tank, stamped 125 psi (862 kPa) working pressure. Each tank will be supplied with a heavy duty butyl replaceable bladder that meets FDA requirements for potable water. Tank shall be supplied with a ring base, lifting rings, and NPT system connection. An air charging valve connection (standard tire valve) shall be provided to facilitate adjusting precharge pressure to meet actual system conditions.

- For Domestic Potable Water Systems.
- Designed and constructed per ASME, Section VIII, Division 1.
- California code sight glass available upon request.
- Allow a minimum of 18" (457 mm) clearance for system piping.
- Standard factory charge is 30 psi (207 kPa) unless otherwise specified.

AURORA ACCESSORIES
PRECHARGED (ASME) HORIZONTAL
EXPANSION TANKS
1060D SERIES



Model	Tank Volume gal. (L)	Acceptance Volume gal. (L)	A in. (mm)	B in. (mm)	System Tappings NPT			Tank Shipping Weight w/o Saddles lbs. (kg)	Saddles for Horizontal Mounting			Tank Shipping Weight with Saddles lbs. (kg)
					C	D	E		F in. (mm)	G in. (mm)	H in. (mm)	
1060D-15	7.8 (29.5)	2.8 (10.6)	12 (305)	19 (483)	-	-	0.5	38 (17)	14.38 (365)	10 (254)	8 (203)	50 (23)
1060D-20	10.9 (41.3)	2.8 (10.6)	12 (305)	26 (660)	-	-	0.5	46 (21)	21.13 (537)	10 (254)	8 (203)	52 (24)
1060D-40	21.7 (82.1)	10.5 (39.7)	16 (406)	29 (737)	-	-	0.5	80 (36)	22.00 (559)	14 (356)	12 (305)	86 (39)
1060D-60	33.6 (127.2)	12.5 (47.3)	16 (406)	42 (1067)	-	-	0.5	105 (48)	36.13 (918)	14 (356)	12 (305)	114 (52)
1060D-80	44.4 (168.1)	23.2 (87.8)	16 (406)	55 (1397)	-	0.5	-	147 (67)	49.13 (1248)	14 (356)	12 (305)	153 (70)
1060D-100	55.7 (210.8)	23.2 (87.8)	16 (406)	68 (1727)	-	0.5	-	169 (77)	62.50 (1588)	14 (356)	12 (305)	178 (81)
1060D-120	68.0 (257.4)	35.6 (134.7)	24 (610)	40 (1016)	-	-	1.0	212 (96)	29.50 (749)	20 (508)	18 (457)	230 (105)
1060D-144	77.0 (291.4)	42.5 (160.9)	24 (610)	45 (1143)	-	-	1.0	245 (111)	34.38 (873)	20 (508)	18 (457)	264 (120)
1060D-180	90.0 (340.7)	42.5 (160.9)	24 (610)	52 (1321)	-	-	1.0	255 (116)	41.75 (1060)	20 (508)	18 (457)	273 (124)
1060D-200	110.0 (416.4)	53.0 (200.6)	24 (610)	63 (1600)	-	-	1.0	276 (125)	52.25 (1327)	20 (508)	18 (457)	294 (134)
1060D-240	132.0 (499.6)	69.3 (262.3)	30 (762)	50 (1270)	-	-	1.0	400 (182)	35.50 (902)	24 (610)	22 (559)	445 (202)
1060D-260	158.0 (598.0)	79.0 (299.0)	30 (762)	59 (1499)	1.25	-	-	551 (250)	45.00 (1143)	24 (610)	22 (559)	611 (278)
1060D-280	211.0 (798.6)	114.8 (434.5)	30 (762)	77 (1956)	1.25	-	-	701 (319)	63.00 (1600)	24 (610)	22 (559)	761 (346)

Materials of Construction

Shell	Steel
Diaphragm	Heavy Duty Butyl

Maximum Operating Conditions

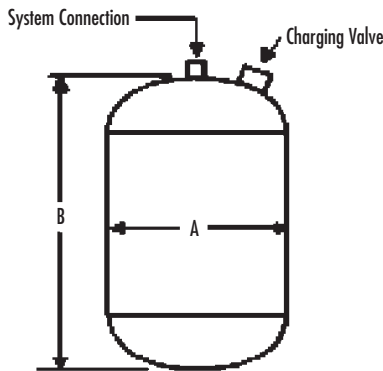
Max. Working Temperature	240°F (115°C)
Max. Working Pressure	125 psi (862 kPa)

Typical Specification

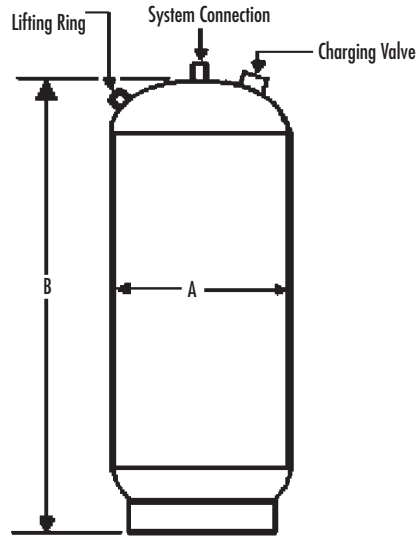
Furnish and install, as shown on the plans, Aurora Model _____ 1060D ASME Precharged Diaphragm Expansion Tank, stamped 125 psi (862 kPa) working pressure. Each tank will be supplied with a heavy duty butyl diaphragm. Tank shall be supplied with an NPT system connection. An air charging valve connection (standard tire valve) shall be provided to facilitate adjusting precharge pressure to meet actual system conditions.

- Not for Domestic Potable Water Systems.
- California code sight glass available upon request.
- Designed and constructed per ASME Section VIII, Division 1.
- Standard factory charge is 12 psi (83 kPa) unless otherwise specified.

AURORA ACCESSORIES
PRECHARGED (ASME) BLADDER
EXPANSION TANKS FOR POTABLE WATER
1060DP SERIES



Models 1060DP-5 & 1060DP-12



Models 1060DP-20 to 1060DP-210

Model	Tank Volume	Acceptance Volume	A	B	System Connection NPT	Shipping Weight
	gal. (L)	gal. (L)	in. (mm)	in. (mm)	in. (mm)	lbs. (kg)
1060DP-5	3.5 (13)	2.3 (8.7)	10 (254)	14 (356)	0.75 (19)	22 (10)
1060DP-12	5.0 (19)	3.3 (12.5)	12 (305)	14 (356)	0.75 (19)	28 (13)
1060DP-20	8.0 (30)	5.3 (20.1)	12 (305)	20 (508)	0.75 (19)	34 (15)
1060DP-30	15.0 (57)	10.0 (37.9)	16 (406)	23 (584)	1.00 (25)	64 (29)
1060DP-42	22.0 (83)	14.5 (54.9)	16 (406)	32 (813)	1.00 (25)	88 (40)
1060DP-60	26.0 (98)	17.5 (66.2)	16 (406)	34 (864)	1.00 (25)	93 (42)
1060DP-80	35.0 (132.5)	23.5 (89.0)	16 (406)	45 (1143)	1.00 (25)	109 (49.4)
1060DP-100	45.0 (170)	30 (113.6)	20 (508)	38 (965)	1.00 (25)	148 (67.1)
1060DP-125	60.0 (227)	40 (151.4)	20 (508)	49 (1245)	1.00 (25)	175 (79.4)
1060DP-160	70.0 (265)	47 (177.9)	24 (610)	46 (1168)	1.50 (38)	259 (118)
1060DP-180	80.0 (303)	53.0 (200.6)	24 (610)	49 (1245)	1.50 (38)	268 (122)
1060DP-210	90.0 (341)	60 (227.1)	24 (610)	52 (1321)	1.50 (38)	283 (129)

Materials of Construction

Shell	Carbon Steel
Liner	Polypropylene
System Connection	Stainless Steel
Fixed Diaphragm	Butyl – FDA approved

Maximum Operating Conditions

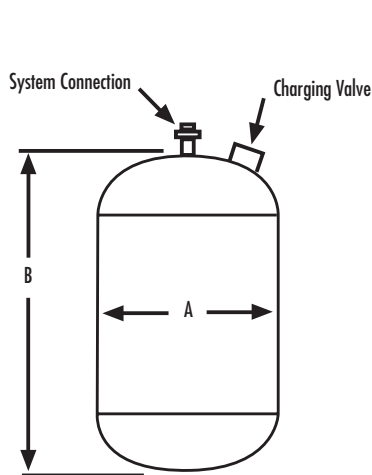
Max. Working Temperature	240°F (115°C)
Max. Working Pressure	150 psi (1034 kPa)

- For Domestic Potable Water Systems & draw-down tanks for Pressure Booster Systems.
- Designed and constructed per ASME, Section VIII, Division 1.
- Standard factory charge is 40 psi (276 kPa) unless otherwise specified.

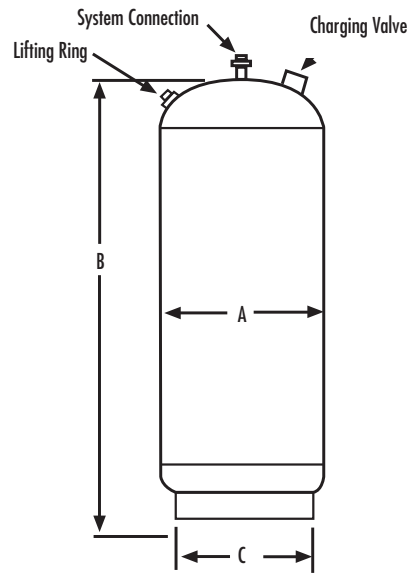
Typical Specification

Furnish and install, as shown on the plans, Aurora Model _____ 1060DP ASME Precharged Diaphragm Expansion Tank, stamped 150 psi (1034 kPa) working pressure. Each tank will be supplied with a heavy duty FDA approved butyl diaphragm. Tank sizes 1060DP-20 to 1060DP-210 shall be supplied with a ring base, lifting rings, and NPT system connection. An air charging valve connection (standard tire valve) shall be provided to facilitate adjusting precharge pressure to meet actual system conditions.

AURORA ACCESSORIES
PRECHARGED (ASME) VERTICAL
EXPANSION TANKS
1060DV SERIES



This tank to be mounted vertical or horizontal. For horizontal, mounting grapples can be provided.



Models 1060DV-15 to 1060DV-20

Models 1060DV-40 to 1060DV-280

Model	Tank Volume	Acceptance Volume	A	B	C	System Connection NPT	Shipping Weight
	gal. (L)	gal. (L)	in. (mm)	in. (mm)	in. (mm)	in. (mm)	lbs. (kg)
1060DV-15	8.0 (30.3)	5.0 (18.9)	12.00 (305)	19.00 (483)	—	0.75 (19)	42 (20.0)
1060DV-20	11.0 (41.6)	5.0 (18.9)	12.00 (305)	26.00 (660)	—	0.75 (19)	52 (23.0)
1060DV-40	25.0 (94.6)	12.5 (47.3)	16.00 (406)	33.00 (838)	14.00 (356)	1.00 (25)	84 (38.0)
1060DV-60	35.0 (132.5)	12.5 (47.3)	16.00 (406)	45.00 (1143)	14.00 (356)	1.00 (25)	97 (44.0)
1060DV-80	45.0 (170.3)	23.2 (87.8)	20.00 (508)	38.00 (965)	18.00 (457)	1.00 (25)	148 (67.0)
1060DV-100	60.0 (227.1)	23.2 (87.8)	20.00 (508)	49.00 (1245)	18.00 (457)	1.00 (25)	175 (79.0)
1060DV-120	70.0 (265.0)	53.0 (200.6)	24.00 (610)	46.00 (1168)	22.00 (558)	1.00 (25)	259 (117.0)
1060DV-144	80.0 (302.8)	53.0 (200.6)	24.00 (610)	49.00 (1245)	22.00 (558)	1.50 (38)	268 (121.0)
1060DV-180	90.0 (340.7)	53.0 (200.6)	24.00 (610)	52.00 (1321)	22.00 (558)	1.50 (38)	283 (128.0)
1060DV-200	115.0 (435.3)	53.0 (200.6)	24.00 (610)	66.00 (1676)	22.00 (558)	1.50 (38)	325 (146.0)
1060DV-240	140.0 (530.0)	69.0 (261.2)	24.00 (610)	78.00 (1981)	22.00 (558)	1.50 (38)	362 (163.0)
1060DV-260	158.0 (598.1)	79.0 (299.1)	30.00 (762)	61.00 (1549)	28.00 (711)	1.50 (38)	591 (266.0)
1060DV-280	211.0 (798.7)	115.0 (435.3)	30.00 (762)	79.00 (2700)	28.00 (711)	1.50 (38)	752 (338.0)

Materials of Construction

Shell	Steel
Diaphragm	Heavy Duty Butyl

Maximum Operating Conditions

Max. Working Temperature	240°F (115°C)
Max. Working Pressure	125 psi (862 kPa) – 1060DV-80 - 1060DV-280 150 psi (1034 kPa) – 1060DV-15 - 1060DV-60

Typical Specification

Furnish and install, as shown on the plans, Aurora Model ____ 1060DV ASME Precharged Diaphragm Expansion Tank, stamped 125 psi (862 kPa) working pressure. Each tank will be supplied with a heavy duty butyl diaphragm. Tank shall be supplied with a ring base, lifting rings, and NPT system connection. An air charging valve connection (standard tire valve) shall be provided to facilitate adjusting precharge pressure to meet actual system conditions.

- Not for Domestic Potable Water Systems.
- California code sight glass available upon request.
- Designed and constructed per ASME Section VIII, Division 1.
- Standard factory charge is 12 psi (83 kPa) unless otherwise specified.

THIS PAGE INTENTIONALLY LEFT BLANK