




FAIRBANKS NIJHUIS™



2800F, 5800F, 5900F SERIES SPLIT CASE FIRE PUMP

REPAIR PARTS INDEX

NOTE! Read and understand the pump and motor instructions before attempting to install, disassemble or repair the pump.

Cross Sections

2800F with impeller style A or C [1]	4
5800F with integral bearing arm [2]	5
5800F with bolt-on bearing arm [3]	6
5900F two-stage pump [4]	7

Parts Lists for 2800F Pumps – use Cross Section [1]

3-2874AF	8
3-2874CF	8
4-2873AF	8
4-2876AF	9
4-2876CF	9
4-2823CF	9
5-2823AF	10
5-2824AF	10
6-2876AF	10
6-2823AF	11
6-2823CF	11
6-2824CF	11
6-2825AF	12
8-2823AF	12
8-2824AF	12
10-2825AF	13

Parts Lists for 5800F Pumps – use Cross Sections [2 & 3]

3-5876AF [2]	14–15
4-5823F [2]	14–15
4-5824F [2]	14–15
5-5876F [3]	16–17
6-5876F [3]	16–17
6-5823F [2]	16–17
6-5824F [2]	18–19
8-5826F [3]	18–19
10-5824F [2]	18–19

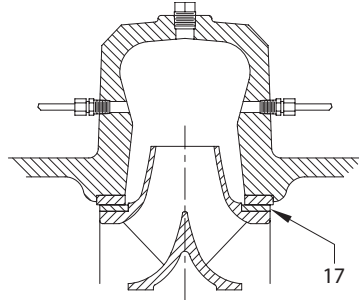
Parts Lists for 5900F Pumps – use Cross Section [4]

5-5922F [4]	20–21
6-5922F [4]	20–21

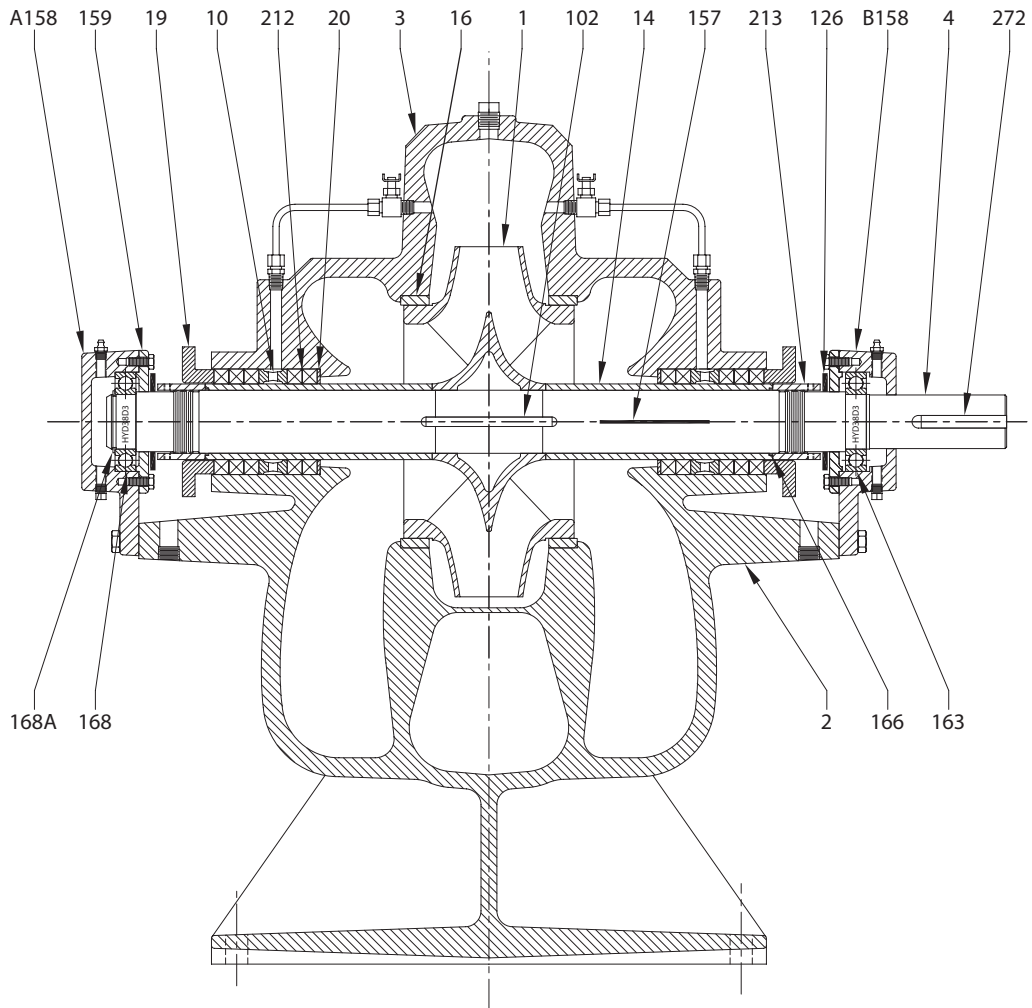
Kits & Rotating Elements	22
---	----

Italicized pump models are non-production.

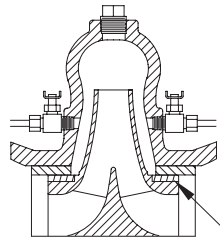
2800F Split Case Pumps



OPTIONAL IMPELLER WEAR RING

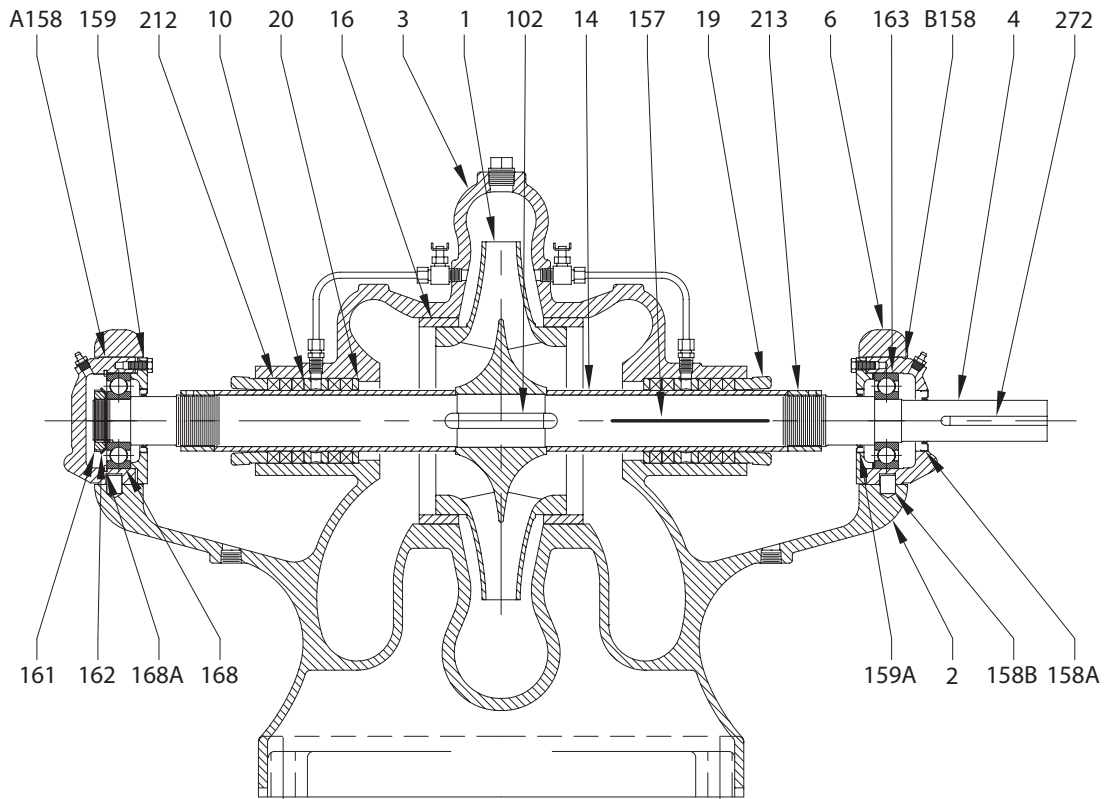


5800F Split Case Pumps with integral bearing arms

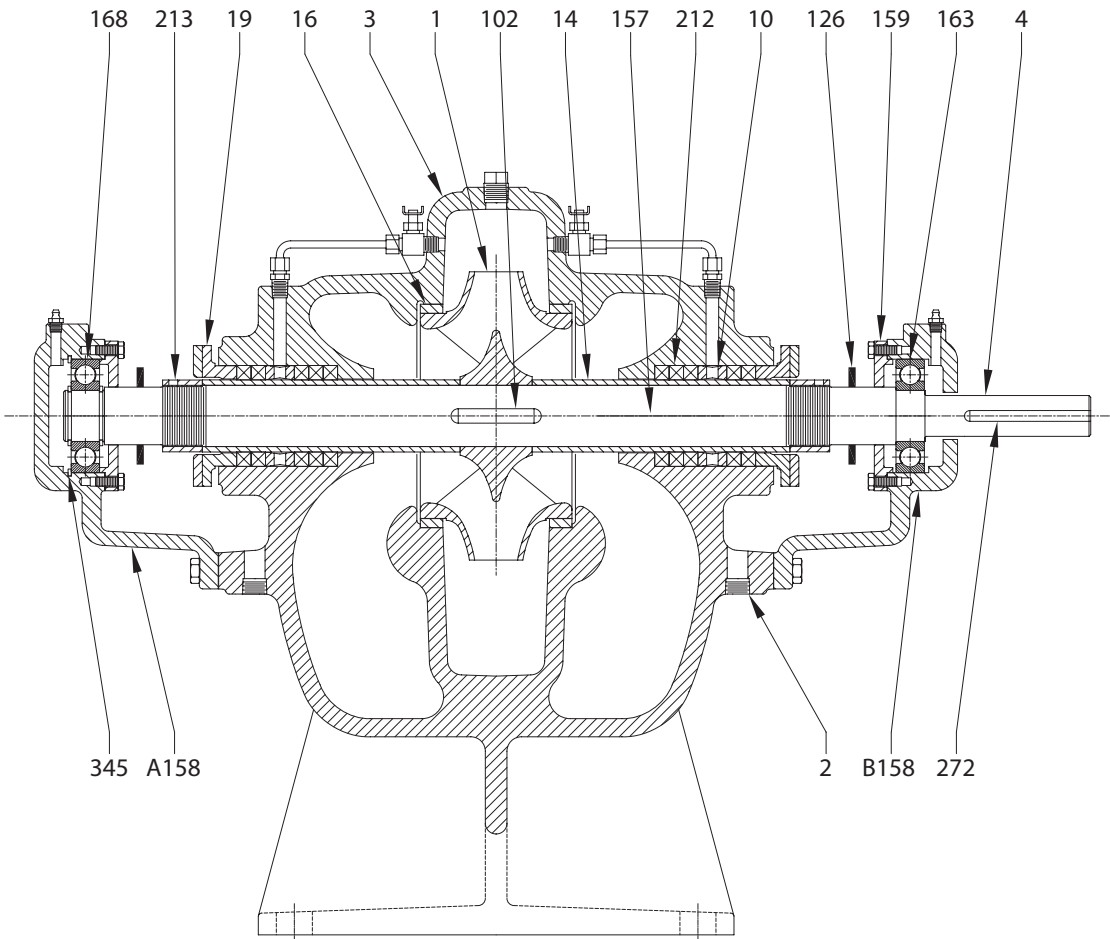
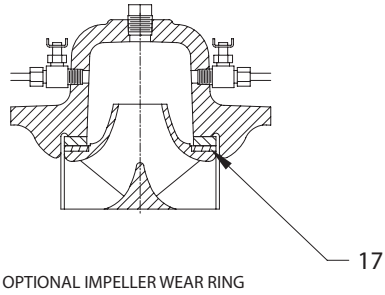


17

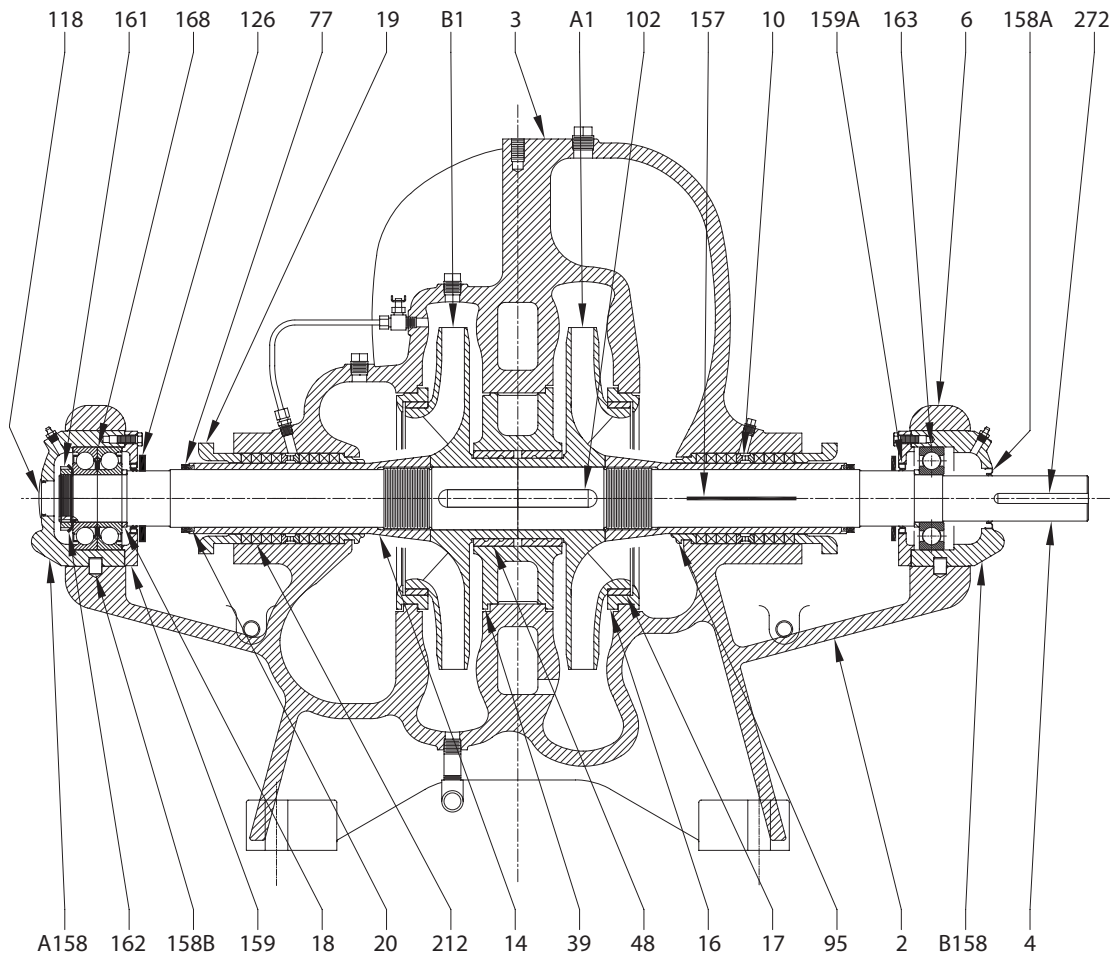
OPTIONAL IMPELLER WEAR RING



5800F Split Case Pumps with bolt-on bearing arms



5900F Two Stage Split Case Pumps



2800F Repair Parts List

PC. NO.	PART DESCRIPTION	3-2874AF		3-2874CF		4-2873AF	
		QTY	PART NUMBER	QTY	PART NUMBER	QTY	PART NUMBER
1	IMPELLER	1	444-7002-225	1	444-7001-225	1	444-7006-225
	IMPELLER ASSEMBLY (WITH #17 RINGS)	1	443-7168-644	1	443-7108-644	1	443-7160-644
2	PART OF NO. 3	--		--		--	
3	CASING ASSEMBLY	125# / 125#	189-0001-010	1	189-0001-010	1	189-0009-010
		125# / 250#	189-0002-010	1	189-0002-010	--	
		250# / 250 #	189-0044-010	1	189-0044-010	--	
4	SHAFT	1	727-7000-072	1	727-7000-072	1	727-7000-072
10	LANTERN RINGS	2	676-7012-509	2	676-7012-509	2	676-7012-509
14	SHAFT SLEEVES	2	756-7000-212	2	756-7000-212	2	756-7000-212
16	CASE WEAR RINGS	2	676-7000-208	2	676-7000-208	2	676-7009-208
17	IMPELLER WEAR RINGS (OPTIONAL)	2	676-7060-208	2	676-7060-208	2	676-7151-208
19	PACKING GLANDS	2	372-7000-208	2	372-7000-208	2	372-7004-208
20	STUFFING BOX WASHERS	2	908-7000-208	2	908-7000-208	2	908-7000-208
102	IMPELLER KEY	1	472-7000-087	1	472-7000-087	1	472-7000-087
126	WATER SLINGERS	2	764-7000-999	2	764-7000-999	2	764-7000-999
157	CASING GASKET	1	364-7000-598	1	364-7000-598	1	364-7028-598
A158	THRUST BEARING CARTRIDGE	1	176-7004-010	1	176-7004-010	1	176-7004-010
B158	RADIAL BEARING CARTRIDGE	1	176-7005-010	1	176-7005-010	1	176-7005-010
159	BEARING HOUSING COVERS	2	164-7004-010	2	164-7004-010	2	164-7004-010
163	RADIAL BEARING	1	068-1907-647	1	068-1907-647	1	068-1907-647
166	SHAFT SLEEVE O-RINGS	2	364-0365-457	2	364-0365-457	2	364-0365-457
168	THRUST BEARING	1	068-1907-647	1	068-1907-647	1	068-1907-647
168A	RETAINING RING	1	676-7001-088	1	676-7001-088	1	676-7001-088
212	PACKING	10	564-7000-802	10	564-7000-802	10	564-7000-802
213	SLEEVE NUTS	2	544-7002-208	2	544-7002-208	2	544-7002-208
272	COUPLING KEY	1	472-0256-087	1	472-0256-087	1	472-0256-087
MISCELLANEOUS PARTS NOT LABELED							
CAPSCREWS FOR:							
	CASING (PARTING FLANGE)	12	168-0566-082	12	168-0566-082	12	168-0564-082
	CASING (STUFFING BOX)	4	168-0576-082	4	168-0576-082	4	168-0576-082
	BEARING HOUSING COVERS	6	168-0308-082	6	168-0308-082	6	168-0308-082
	BEARING CARTRIDGES	6	168-0492-082	6	168-0492-082	6	168-0492-082
PINS FOR:							
	CASING (PARTING FLANGE)	2	592-0376-087	2	592-0376-087	2	592-0376-087
	CASE WEAR RINGS	2	592-0028-104	2	592-0028-104	2	592-0028-104
	BEARING CARTRIDGES	4	592-0111-087	4	592-0111-087	4	592-0111-087
PIPE PLUGS FOR:							
	SUCTION AND DISCHARGE (GAUGES)	2	600-0002-087	2	600-0002-087	2	600-0002-087
	BEARING ARM DRAINS	2	600-0004-028	2	600-0004-028	2	600-0004-028
	TOP OF CASING VOLUTE	1	600-0004-028	1	600-0004-028	1	600-0004-028
	SIDE OF DISCHARGE NECK	1	600-0005-028	1	600-0005-028	1	600-0005-028
	BEARING CARTRIDGES	2	600-0001-087	2	600-0001-087	2	600-0001-087
GLAND FASTENERS:							
	STUDS	4	808-7001-360	4	808-7001-360	4	808-7001-360
	WASHERS	4	908-0114-080	4	908-0114-080	4	908-0114-080
	NUTS	4	544-0113-190	4	544-0113-190	4	544-0113-190
	SETSCREWS FOR SLEEVE NUT	4	724-0079-113	4	724-0079-113	4	724-0079-113
	GREASE FITTINGS	2	508-0001-651	2	508-0001-651	2	508-0001-651
FLUSH LINES:							
	COMPRESSION ELBOWS	4	868-3660-190	4	868-3660-190	4	868-3660-190
	TUBING	24	872-0124-175	24	872-0124-175	24	872-0124-175
	BALL VALVES	2	896-4533-644	2	896-4533-644	2	896-4533-644

2800F Repair Parts List

SECTION 412P PAGE 9
DATED FEBRUARY 2013
SUPERSEDES NOVEMBER 2009

PC. NO.	PART DESCRIPTION	4-2876AF		4-2876CF		4-2823CF	
		QTY	PART NUMBER	QTY	PART NUMBER	QTY	PART NUMBER
1	IMPELLER	1	444-7023-225	1	444-7005-208	1	444-7004-225
	IMPELLER ASSEMBLY (WITH #17 RINGS)	1	443-7122-644	--		1	443-7054-644
2	PART OF NO. 3	--		--		--	
3	CASING ASSEMBLY	125# / 125#	189-0007-010	1	189-0007-010	1	189-0005-010
		125# / 250#	189-0008-010	1	189-0008-010	1	189-0006-010
		250# / 250 #	189-0047-010	1	189-0047-010	1	189-0043-010
4	SHAFT	1	727-7005-072	1	727-7005-072	1	727-7003-072
10	LANTERN RINGS	2	676-7010-509	2	676-7010-509	2	676-7010-509
14	SHAFT SLEEVES	2	756-7004-212	2	756-7004-212	2	756-7003-212
16	CASE WEAR RINGS	2	676-7009-208	2	676-7009-208	2	676-7009-208
17	IMPELLER WEAR RINGS (OPTIONAL)	2	676-7053-208	--		2	676-7053-208
19	PACKING GLANDS	2	372-7003-208	2	372-7003-208	2	372-7003-208
20	STUFFING BOX WASHERS	2	908-7003-208	2	908-7003-208	2	908-7003-208
102	IMPELLER KEY	1	472-7000-087	1	472-7000-087	1	472-7000-087
126	WATER SLINGERS	2	764-7001-999	2	764-7001-999	2	764-7001-999
157	CASING GASKET	1	364-7023-598	1	364-7023-598	1	364-7003-598
A158	THRUST BEARING CARTRIDGE	1	176-7006-010	1	176-7006-010	1	176-7006-010
B158	RADIAL BEARING CARTRIDGE	1	176-7007-010	1	176-7007-010	1	176-7007-010
159	BEARING HOUSING COVERS	2	164-7005-010	2	164-7005-010	2	164-7005-010
163	RADIAL BEARING	1	068-1909-647	1	068-1909-647	1	068-1909-647
166	SHAFT SLEEVE O-RINGS	2	364-0374-457	2	364-0374-457	2	364-0372-457
168	THRUST BEARING	1	068-1909-647	1	068-1909-647	1	068-1909-647
168A	RETAINING RING	1	676-7011-088	1	676-7011-088	1	676-7011-088
212	PACKING	10	564-7001-802	10	564-7001-802	10	564-0174-802
213	SLEEVE NUTS	2	544-7001-208	2	544-7001-208	2	544-7001-208
272	COUPLING KEY	1	472-7003-087	1	472-7003-087	1	472-7003-087
MISCELLANEOUS PARTS NOT LABELED							
CAPSCREWS FOR:							
	CASING (PARTING FLANGE)	14	168-0640-082	14	168-0640-082	17	168-0638-082
	CASING (STUFFING BOX)	4	168-0650-082	4	168-0650-082	4	168-0648-082
	BEARING HOUSING COVERS	6	168-0308-082	6	168-0308-082	6	168-0308-082
	BEARING CARTRIDGES	6	168-0492-082	6	168-0492-082	6	168-0492-082
PINS FOR:							
	CASING (PARTING FLANGE)	2	592-7000-087	2	592-7000-087	2	592-7000-087
	CASE WEAR RINGS	2	592-0028-104	2	592-0028-104	2	592-0028-104
	BEARING CARTRIDGES	4	592-0111-087	4	592-0111-087	4	592-0111-087
PIPE PLUGS FOR:							
	SUCTION AND DISCHARGE (GAUGES)	2	600-0002-087	2	600-0002-087	2	600-0002-087
	BEARING ARM DRAINS	2	600-0004-028	2	600-0004-028	2	600-0004-028
	TOP OF CASING VOLUTE	1	600-0004-028	1	600-0004-028	1	600-0004-028
	SIDE OF DISCHARGE NECK	1	600-0005-028	1	600-0005-028	1	600-0005-028
	BEARING CARTRIDGES	2	600-0001-087	2	600-0001-087	2	600-0001-087
GLAND FASTENERS:							
	STUDS	4	808-7002-360	4	808-7002-360	4	808-7002-360
	WASHERS	4	908-0114-080	4	908-0114-080	4	908-0114-080
	NUTS	4	544-0113-190	4	544-0113-190	4	544-0113-190
	SETSCREWS FOR SLEEVE NUT	4	724-0079-113	4	724-0079-113	4	724-0079-113
	GREASE FITTINGS	2	508-0001-651	2	508-0001-651	2	508-0001-651
FLUSH LINES:							
	COMPRESSION ELBOWS	4	868-3660-190	4	868-3660-190	4	868-3660-190
	TUBING	24	872-0124-175	24	872-0124-175	24	872-0124-175
	BALL VALVES	2	896-4533-644	2	896-4533-644	2	896-4533-644

2800F Repair Parts List

PC. NO.	PART DESCRIPTION	5-2823AF		5-2824AF		6-2876AF	
		QTY	PART NUMBER	QTY	PART NUMBER	QTY	PART NUMBER
1	IMPELLER	1	444-7007-225	1	444-7008-225	1	444-7009-208
	IMPELLER ASSEMBLY (WITH #17 RINGS)	1	443-7055-644	1	443-7041-644	--	
2	PART OF NO. 3	--		--		--	
3	CASING ASSEMBLY	125# / 125#	189-0010-010	1	189-0012-010	1	189-0042-010
		125# / 250#	189-0011-010	1	189-0013-010	1	189-0014-010
		250# / 250 #	189-0046-010	1	189-0048-010	1	189-0151-010
4	SHAFT	1	727-7003-072	1	727-7006-072	1	727-7005-072
10	LANTERN RINGS	2	676-7010-509	2	676-7015-509	2	676-7010-509
14	SHAFT SLEEVES	2	756-7003-212	2	756-7005-212	2	756-7004-212
16	CASE WEAR RINGS	2	676-7014-208	2	676-7014-208	2	676-7009-208
17	IMPELLER WEAR RINGS (OPTIONAL)	2	676-7041-208	2	676-7070-208	--	
19	PACKING GLANDS	2	372-7003-208	2	372-7005-208	2	372-7003-208
20	STUFFING BOX WASHERS	2	908-7003-208	2	908-7004-208	2	908-7003-208
102	IMPELLER KEY	1	472-7000-087	1	472-7004-087	1	472-7000-087
126	WATER SLINGERS	2	764-7001-999	2	764-7002-999	2	764-7001-999
157	CASING GASKET	1	364-7029-598	1	364-7005-598	1	364-7007-598
A158	THRUST BEARING CARTRIDGE	1	176-7006-010	1	176-7010-010	1	176-7006-010
B158	RADIAL BEARING CARTRIDGE	1	176-7007-010	1	176-7011-010	1	176-7007-010
159	BEARING HOUSING COVERS	2	164-7005-010	2	164-7007-010	2	164-7005-010
163	RADIAL BEARING	1	068-1909-647	1	068-1912-647	1	068-1909-647
166	SHAFT SLEEVE O-RINGS	2	364-0372-457	2	364-0381-457	2	364-0374-457
168	THRUST BEARING	1	068-1909-647	1	068-1912-647	1	068-1909-647
168A	RETAINING RING	1	676-7011-088	1	676-0289-088	1	676-7011-088
212	PACKING	10	564-0175-802	10	564-7002-802	12	564-7001-802
213	SLEEVE NUTS	2	544-7001-208	2	544-7004-208	2	544-7001-208
272	COUPLING KEY	1	472-7003-087	1	472-0362-087	1	472-7003-087
MISCELLANEOUS PARTS NOT LABELED							
CAPSCREWS FOR:							
	CASING (PARTING FLANGE)	19	168-0638-082	17	168-0680-082	14	168-0640-082
	CASING (STUFFING BOX)	4	168-0650-082	4	168-0688-082	4	168-0650-082
	BEARING HOUSING COVERS	6	168-0308-082	6	168-0308-082	6	168-0308-082
	BEARING CARTRIDGES	6	168-0492-082	6	168-0492-082	6	168-0492-082
PINS FOR:							
	CASING (PARTING FLANGE)	2	592-7000-087	2	592-7000-087	2	592-7000-087
	CASE WEAR RINGS	2	592-0028-104	2	592-0028-104	2	592-7009-087
	BEARING CARTRIDGES	4	592-0111-087	4	592-0111-087	4	592-0111-087
PIPE PLUGS FOR:							
	SUCTION AND DISCHARGE (GAUGES)	2	600-0002-087	2	600-0002-087	2	600-0002-087
	BEARING ARM DRAINS	2	600-0004-028	2	600-0004-028	2	600-0004-028
	TOP OF CASING VOLUTE	1	600-0004-028	1	600-0004-028	1	600-0004-028
	SIDE OF DISCHARGE NECK	1	600-0006-028	1	600-0006-028	1	600-0006-028
	BEARING CARTRIDGES	2	600-0001-087	2	600-0001-087	2	600-0001-087
GLAND FASTENERS:							
	STUDS	4	808-7002-360	4	808-7002-360	4	808-7002-360
	WASHERS	4	908-0114-080	4	908-0114-080	4	908-0114-080
	NUTS	4	544-0113-190	4	544-0113-190	4	544-0113-190
	SETSCREWS FOR SLEEVE NUT	4	724-0079-113	4	724-0079-113	4	724-0079-113
	GREASE FITTINGS	2	508-0001-651	2	508-0001-651	2	508-0001-651
FLUSH LINES:							
	COMPRESSION ELBOWS	4	868-3660-190	4	868-3660-190	4	868-3660-190
	TUBING	24	872-0124-175	24	872-0124-175	24	872-0124-175
	BALL VALVES	2	896-4533-644	2	896-4533-644	2	896-4533-644

2800F Repair Parts List

SECTION 412P PAGE 11
DATED FEBRUARY 2013
SUPERSEDES NOVEMBER 2009

PC. NO.	PART DESCRIPTION	6-2823AF		6-2823CF		6-2824CF	
		QTY	PART NUMBER	QTY	PART NUMBER	QTY	PART NUMBER
1	IMPELLER	1	444-7015-225	1	444-7016-225	1	444-7014-225
	IMPELLER ASSEMBLY (WITH #17 RINGS)	1	443-7083-644	1	443-7133-644	1	443-7114-644
2	PART OF NO. 3	--		--		--	
3	CASING ASSEMBLY	125# / 125#	189-0021-010	1	189-0021-010	1	189-0019-010
		125# / 250#	189-0022-010	1	189-0022-010	1	189-0020-010
		250# / 250 #	189-0052-010	1	189-0052-010	1	189-0050-010
4	SHAFT	1	727-7008-072	1	727-7008-072	1	727-7008-072
10	LANTERN RINGS	2	676-7015-509	2	676-7015-509	2	676-7015-509
14	SHAFT SLEEVES	2	756-7007-212	2	756-7007-212	2	756-7007-212
16	CASE WEAR RINGS	2	676-7019-208	2	676-7019-208	2	676-7018-208
17	IMPELLER WEAR RINGS (OPTIONAL)	2	676-7063-208	2	676-7063-208	2	676-7095-208
19	PACKING GLANDS	2	372-7005-208	2	372-7005-208	2	372-7005-208
20	STUFFING BOX WASHERS	2	908-7004-208	2	908-7004-208	2	908-7004-208
102	IMPELLER KEY	1	472-7004-087	1	472-7004-087	1	472-7004-087
126	WATER SLINGERS	2	764-7002-999	2	764-7002-999	2	764-7002-999
157	CASING GASKET	1	364-7009-598	1	364-7009-598	1	364-7008-598
A158	THRUST BEARING CARTRIDGE	1	176-7010-010	1	176-7010-010	1	176-7010-010
B158	RADIAL BEARING CARTRIDGE	1	176-7011-010	1	176-7011-010	1	176-7011-010
159	BEARING HOUSING COVERS	2	164-7007-010	2	164-7007-010	2	164-7007-010
163	RADIAL BEARING	1	068-1912-647	1	068-1912-647	1	068-1912-647
166	SHAFT SLEEVE O-RINGS	2	364-0381-457	2	364-0381-457	2	364-0381-457
168	THRUST BEARING	1	068-1912-647	1	068-1912-647	1	068-1912-647
168A	RETAINING RING	1	676-0289-088	1	676-0289-088	1	676-0289-088
212	PACKING	10	564-7002-802	10	564-7002-802	10	564-7002-802
213	SLEEVE NUTS	2	544-7004-208	2	544-7004-208	2	544-7004-208
272	COUPLING KEY	1	472-0362-087	1	472-0362-087	1	472-0362-087
MISCELLANEOUS PARTS NOT LABELED							
CAPSCREWS FOR:							
	CASING (PARTING FLANGE)	22	168-0640-082	22	168-0640-082	19	168-0680-082
	CASING (STUFFING BOX)	4	168-0652-082	4	168-0652-082	4	168-0688-082
	BEARING HOUSING COVERS	6	168-0308-082	6	168-0308-082	6	168-0308-082
	BEARING CARTRIDGES	6	168-0492-082	6	168-0492-082	6	168-0492-082
PINS FOR:							
	CASING (PARTING FLANGE)	2	592-7000-087	2	592-7000-087	2	592-7000-087
	CASE WEAR RINGS	2	592-7009-087	2	592-7009-087	2	592-7009-087
	BEARING CARTRIDGES	4	592-0111-087	4	592-0111-087	4	592-0111-087
PIPE PLUGS FOR:							
	SUCTION AND DISCHARGE (GAUGES)	2	600-0002-087	2	600-0002-087	2	600-0002-087
	BEARING ARM DRAINS	2	600-0004-028	2	600-0004-028	2	600-0004-028
	TOP OF CASING VOLUTE	1	600-0004-028	1	600-0004-028	1	600-0004-028
	SIDE OF DISCHARGE NECK	1	600-0006-028	1	600-0006-028	1	600-0006-028
	BEARING CARTRIDGES	2	600-0001-087	2	600-0001-087	2	600-0001-087
GLAND FASTENERS:							
	STUDS	4	808-7002-360	4	808-7002-360	4	808-7002-360
	WASHERS	4	908-0114-080	4	908-0114-080	4	908-0114-080
	NUTS	4	544-0113-190	4	544-0113-190	4	544-0113-190
	SETSCREWS FOR SLEEVE NUT	4	724-0079-113	4	724-0079-113	4	724-0079-113
	GREASE FITTINGS	2	508-0001-651	2	508-0001-651	2	508-0001-651
FLUSH LINES:							
	COMPRESSION ELBOWS	4	868-3660-190	4	868-3660-190	4	868-3660-190
	TUBING	24	872-0124-175	24	872-0124-175	24	872-0124-175
	BALL VALVES	2	896-4533-644	2	896-4533-644	2	896-4533-644

2800F Repair Parts List

PC. NO.	PART DESCRIPTION	6-2825AF		8-2823AF		8-2824AF	
		QTY	PART NUMBER	QTY	PART NUMBER	QTY	PART NUMBER
1	IMPELLER	1	444-7022-208	1	444-7019-225	1	444-7020-225
	IMPELLER ASSEMBLY (WITH #17 RINGS)	--		1	443-7088-644	1	443-7117-644
2	PART OF NO. 3	--		--		--	
3	CASING ASSEMBLY	125# / 125#	189-0029-010	1	189-0024-010	1	189-0026-010
		125# / 250#	189-0030-010	1	189-0025-010	1	189-0027-010
		250# / 250 #	189-0051-010	1	189-0045-010	1	189-0049-010
4	SHAFT	1	727-7009-072	1	727-7014-072	1	727-7015-072
10	LANTERN RINGS	2	676-7021-509	2	676-7015-509	2	676-7021-509
14	SHAFT SLEEVES	2	756-7008-212	2	756-7013-212	2	756-7014-212
16	CASE WEAR RINGS	2	676-7020-208	2	676-7027-208	2	676-7042-208
17	IMPELLER WEAR RINGS (OPTIONAL)	--		2	676-7086-208	2	676-7107-208
19	PACKING GLANDS	2	372-7007-208	2	372-7005-208	2	372-7007-208
20	STUFFING BOX WASHERS	2	908-7005-208	2	908-7004-208	2	908-7005-208
102	IMPELLER KEY	1	472-7007-087	1	472-7004-087	1	472-7007-087
126	WATER SLINGERS	2	764-7004-999	2	764-7002-999	2	764-7004-999
157	CASING GASKET	1	364-7010-598	1	364-7017-598	1	364-7018-598
A158	THRUST BEARING CARTRIDGE	1	176-7014-010	1	176-7010-010	1	176-7014-010
B158	RADIAL BEARING CARTRIDGE	1	176-7015-010	1	176-7011-010	1	176-7015-010
159	BEARING HOUSING COVERS	2	164-7009-010	2	164-7007-010	2	164-7009-010
163	RADIAL BEARING	1	068-1914-647	1	068-1912-647	1	068-1914-647
166	SHAFT SLEEVE O-RINGS	2	364-0388-457	2	364-0381-457	2	364-0388-457
168	THRUST BEARING	1	068-1914-647	1	068-1912-647	1	068-1914-647
168A	RETAINING RING	1	676-0295-088	1	676-0289-088	1	676-0295-088
212	PACKING	10	564-7003-802	10	564-7002-802	10	564-7003-802
213	SLEEVE NUTS	2	544-7006-208	2	544-7004-208	2	544-7006-208
272	COUPLING KEY	1	472-0390-087	1	472-0362-087	1	472-0390-087
MISCELLANEOUS PARTS NOT LABELED							
CAPSCREWS FOR:							
	CASING (PARTING FLANGE)	23	168-0680-082	22	168-0680-082	26	168-0680-082
	CASING (STUFFING BOX)	4	168-0690-082	4	168-0688-082	4	168-0690-082
	BEARING HOUSING COVERS	6	168-0308-082	6	168-0308-082	6	168-0308-082
	BEARING CARTRIDGES	6	168-0492-082	6	168-0492-082	6	168-0492-082
PINS FOR:							
	CASING (PARTING FLANGE)	2	592-7000-087	2	592-7000-087	2	592-7000-087
	CASE WEAR RINGS	2	592-7009-087	2	592-7009-087	2	592-7009-087
	BEARING CARTRIDGES	4	592-0111-087	4	592-0111-087	4	592-0111-087
PIPE PLUGS FOR:							
	SUCTION AND DISCHARGE (GAUGES)	2	600-0002-087	2	600-0002-087	2	600-0002-087
	BEARING ARM DRAINS	2	600-0004-028	2	600-0004-028	2	600-0004-028
	TOP OF CASING VOLUTE	1	600-0004-028	1	600-0004-028	1	600-0004-028
	SIDE OF DISCHARGE NECK	1	600-0006-028	1	600-0006-028	1	600-0006-028
	BEARING CARTRIDGES	2	600-0001-087	2	600-0001-087	2	600-0001-087
GLAND FASTENERS:							
	STUDS	4	808-7002-360	4	808-7002-360	4	808-7002-360
	WASHERS	4	908-0114-080	4	908-0114-080	4	908-0114-080
	NUTS	4	544-0113-190	4	544-0113-190	4	544-0113-190
	SETSCREWS FOR SLEEVE NUT	4	724-0079-113	4	724-0077-104	4	724-0079-113
	GREASE FITTINGS	2	508-0001-651	2	508-0001-651	2	508-0001-651
FLUSH LINES:							
	COMPRESSION ELBOWS	4	868-3660-190	4	868-3660-190	4	868-3660-190
	TUBING	24	872-0124-175	24	872-0124-175	24	872-0124-175
	BALL VALVES	2	896-4533-644	2	896-4533-644	2	896-4533-644

2800F Repair Parts List

SECTION 412P PAGE 13
DATED FEBRUARY 2013
SUPERSEDES NOVEMBER 2009

PC. NO.	PART DESCRIPTION	10-2825AF	
		QTY	PART NUMBER
1	IMPELLER	1	444-7032-208
	IMPELLER ASSEMBLY (WITH #17 RINGS)	--	
2	PART OF NO. 3	--	
3	CASING ASSEMBLY	125# / 125#	--
		125# / 250#	1
		250# / 250 #	--
4	SHAFT	1	727-7016-072
10	LANTERN RINGS	2	676-7021-509
14	SHAFT SLEEVES	2	756-7015-212
16	CASE WEAR RINGS	2	676-7029-208
17	IMPELLER WEAR RINGS (OPTIONAL)	--	
19	PACKING GLANDS	2	372-7007-208
20	STUFFING BOX WASHERS	2	908-7005-208
102	IMPELLER KEY	1	472-7032-104
126	WATER SLINGERS	2	764-7004-999
157	CASING GASKET	1	364-7020-598
A158	THRUST BEARING CARTRIDGE	1	176-7014-010
B158	RADIAL BEARING CARTRIDGE	1	176-7020-010
159	BEARING HOUSING COVERS	2	164-7009-010
163	RADIAL BEARING	1	068-1915-647
166	SHAFT SLEEVE O-RINGS	2	364-0388-457
168	THRUST BEARING	1	068-1914-647
168A	RETAINING RING	1	676-0295-088
212	PACKING	10	564-7003-802
213	SLEEVE NUTS	2	544-7006-208
272	COUPLING KEY	1	472-0394-087
MISCELLANEOUS PARTS NOT LABELED			
CAPSCREWS FOR:			
	CASING (PARTING FLANGE)	26	168-0640-082
	CASING (STUFFING BOX)	4	168-0564-082
	BEARING HOUSING COVERS	6	168-0308-082
	BEARING CARTRIDGES	6	168-0492-082
PINS FOR:			
	CASING (PARTING FLANGE)	2	592-0376-087
	CASE WEAR RINGS	2	592-7009-087
	BEARING CARTRIDGES	4	592-0111-087
PIPE PLUGS FOR:			
	SUCTION AND DISCHARGE (GAUGES)	2	600-0002-087
	BEARING ARM DRAINS	2	600-0004-028
	TOP OF CASING VOLUTE	1	600-0004-028
	SIDE OF DISCHARGE NECK	1	600-0006-028
	BEARING CARTRIDGES	2	600-0001-087
GLAND FASTENERS:			
	STUDS	4	808-7002-360
	WASHERS	4	908-0114-080
	NUTS	4	544-0113-190
	SETSCREWS FOR SLEEVE NUT	4	724-0079-113
	GREASE FITTINGS	2	508-0001-651
FLUSH LINES:			
	COMPRESSION ELBOWS	4	868-3660-190
	TUBING	24	872-0124-175
	BALL VALVES	2	896-4533-644

5800F Repair Parts List

PC. NO.	PART DESCRIPTION	3-5876AF		4-5823F		4-5824F	
		QTY	PART NUMBER	QTY	PART NUMBER	QTY	PART NUMBER
1	IMPELLER	--		1	444-7003-225	1	444-7026-225
	IMPELLER ASSEMBLY (WITH #17 RINGS)	1	443-7025-644	1	443-7105-644	1	443-7106-644
2	PART OF NO. 3			--		--	
3	CASING ASSEMBLY	125# / 125#	189-0031-010	1	189-0003-010	1	189-0004-010
		125# / 250#	189-0032-010	--		--	
		250# / 250 #		--		--	
4	SHAFT	1	727-7002-072	1	727-7001-072	1	727-7001-072
6	PART OF NO. 3			--		--	
10	LANTERN RINGS	2	676-7003-509	2	676-7005-509	2	676-7005-509
14	SHAFT SLEEVES	2	756-7027-212	2	756-7001-212	2	756-7001-212
16	CASE WEAR RINGS	2	676-7004-208	2	676-7002-208	2	676-7002-208
17	IMPELLER WEAR RINGS (OPTIONAL)	2	676-7008-208	2	676-7043-208	2	676-7043-208
19	PACKING GLANDS	2	372-7002-208	2	372-7001-208	2	372-7001-208
20	STUFFING BOX WASHERS	2	908-7002-208	2	908-7001-208	2	908-7001-208
102	IMPELLER KEY	1	472-7002-087	1	472-7001-087	1	472-7001-087
126	WATER SLINGERS	--		--		--	
157	CASING GASKET	1	364-7002-598	1	364-7001-598	1	364-7004-598
158A	GREASE SEAL	1	712-7000-653	1	712-7002-653	1	712-7002-653
158B	DOWEL PIN	--		2	592-0857-087	2	592-0858-087
A158	THRUST BEARING CARTRIDGE	1	176-7000-010	1	176-7008-010	1	176-7008-010
B158	RADIAL BEARING CARTRIDGE	1	176-7001-010	1	176-7009-010	1	176-7009-010
159	BEARING HOUSING COVERS	2	164-7001-010	2	164-7006-010	2	164-7006-010
159A	GREASE SEAL	2	712-7001-653	2	712-7003-653	2	712-7003-653
161	BEARING LOCKNUT	1	544-0707-080	1	544-0708-080	1	544-0708-080
162	BEARING LOCKWASHER	1	908-0407-080	1	908-0408-080	1	908-0408-080
163	RADIAL BEARING	1	068-0157-647	1	068-0158-647	1	068-0158-647
166	SHAFT SLEEVE O-RINGS	2	364-0423-457	--		2	364-0426-457
168	THRUST BEARING	1	068-0157-647	1	068-0158-647	1	068-0158-647
168A	RETAINING RING	1	676-7007-088	1	676-7013-088	1	676-7013-088
212	PACKING	10	564-0105-802	10	564-0110-802	10	564-0110-802
213	SLEEVE NUTS	2	544-7000-208	2	544-7003-208	2	544-7003-208
272	COUPLING KEY	1	472-0259-087	1	472-0256-087	1	472-0256-087
345	BEARING SNAP RING	--		--		--	
MISCELLANEOUS PARTS NOT LABELED							
CAPSCREWS FOR:							
	CASING (PARTING FLANGE)	23	168-0680-082	22	168-0680-082	26	168-0680-082
	CASING (STUFFING BOX)	4	168-0690-082	4	168-0688-082	4	168-0690-082
	BEARING HOUSING COVERS	6	168-0308-082	6	168-0308-082	6	168-0308-082
	BEARING CARTRIDGES	6	168-0492-082	6	168-0492-082	6	168-0492-082
PINS FOR:							
	CASING (PARTING FLANGE)	2	592-7000-087	2	592-7000-087	2	592-7000-087
	CASE WEAR RINGS	2	592-7009-087	2	592-7009-087	2	592-7009-087
	BEARING CARTRIDGES	4	592-0111-087	4	592-0111-087	4	592-0111-087
PIPE PLUGS FOR:							
	SUCTION AND DISCHARGE (GAUGES)	2	600-0002-087	2	600-0002-087	2	600-0002-087
	BEARING ARM DRAINS	2	600-0004-028	2	600-0004-028	2	600-0004-028
	TOP OF CASING VOLUTE	1	600-0004-028	1	600-0004-028	1	600-0004-028
	SIDE OF DISCHARGE NECK	1	600-0006-028	1	600-0006-028	1	600-0006-028
	BEARING CARTRIDGES	2	600-0001-087	2	600-0001-087	2	600-0001-087
GLAND FASTENERS:							
	STUDS	4	808-7002-360	4	808-7002-360	4	808-7002-360
	WASHERS	4	908-0114-080	4	908-0114-080	4	908-0114-080
	NUTS	4	544-0113-190	4	544-0113-190	4	544-0113-190
	SETSCREWS FOR SLEEVE NUT	4	724-0079-113	4	724-0077-104	4	724-0079-113
	GREASE FITTINGS	2	508-0001-651	2	508-0001-651	2	508-0001-651
FLUSH LINES:							
	COMPRESSION ELBOWS	4	868-3660-190	4	868-3660-190	4	868-3660-190
	TUBING	24	872-0124-175	24	872-0124-175	24	872-0124-175
	BALL VALVES	2	896-4533-644	2	896-4533-644	2	896-4533-644

5800F Repair Parts List

SECTION 412P PAGE 15
 DATED FEBRUARY 2013
 SUPERSEDES NOVEMBER 2009

PC. NO.	PART DESCRIPTION	3-5876AF		4-5823F		4-5824F	
		QTY	PART NUMBER	QTY	PART NUMBER	QTY	PART NUMBER
GLAND FASTENERS:							
	SWINGBOLTS OR STUDS	4	100-7001-360	4	100-7001-360	4	100-7001-360
	WASHERS	4	908-0114-080	4	908-0114-080	4	908-0114-080
	NUTS	4	544-0113-190	4	544-0113-190	4	544-0113-190
	SETSCREWS FOR SLEEVE NUT	--		--		--	
	GREASE FITTINGS	2	508-0001-651	2	508-0001-651	2	508-0001-651
	BEARING COVER O-RINGS	2		2	364-0426-457	--	
	BEARING SPACER	1		1	772-7000-063	1	772-7000-063
	LIFTING EYEBOLT	--		--		--	
FLUSH LINES:							
	COMPRESSION ELBOWS	4	868-3660-190	4	868-3660-190	4	868-3660-190
	TUBING	24	872-0124-175	24	872-0124-175	24	872-0124-175
	BALL VALVES	2	896-4533-644	2	896-4533-644	2	896-4533-644

5800F Repair Parts List

PC. NO.	PART DESCRIPTION	5-5876F		6-5876F		6-5823F	
		QTY	PART NUMBER	QTY	PART NUMBER	QTY	PART NUMBER
1	IMPELLER	1	444-7027-225	1	444-7011-225	1	444-7010-225
	IMPELLER ASSEMBLY (WITH #17 RINGS)	--		--			
2	PART OF NO. 3	--		--		--	
3	CASING ASSEMBLY	125# / 125#	1 189-0033-010	1	189-0016-010	1	189-0015-010
		125# / 250#	1 189-0034-010	1	189-0017-010	--	
		250# / 250 #	--		1 189-0064-010	--	
4	SHAFT	1	727-7007-072	1	727-7011-072	1	727-7010-072
6	PART OF NO. 3	--		--		--	
10	LANTERN RINGS	2	676-7010-509	2	676-7010-509	2	676-7010-509
14	SHAFT SLEEVES	2	756-7006-212	2	756-7006-212	2	756-7009-212
16	CASE WEAR RINGS	2	676-7016-208	2	676-7024-208	2	676-7022-208
17	IMPELLER WEAR RINGS (OPTIONAL)	--		--		2	676-7013-208
19	PACKING GLANDS	2	372-7006-208	2	372-7006-208	2	372-7006-208
20	STUFFING BOX WASHERS	--		--		2	908-7006-208
102	IMPELLER KEY	1	472-7006-087	1	472-7006-087	1	472-7008-087
126	WATER SLINGERS	2	764-7003-478	2	764-7003-478	--	
157	CASING GASKET	1	364-7006-598	1	364-7012-598	1	364-7030-598
158A	GREASE SEAL	--		--		1	712-7004-653
A158	THRUST BEARING CARTRIDGE	1	176-7012-010	1	176-7012-010	1	176-7016-010
B158	RADIAL BEARING CARTRIDGE	1	176-7013-010	1	176-7013-010	1	176-7017-010
159	BEARING HOUSING COVERS	2	164-7008-010	2	164-7008-010	2	164-7011-010
159A	GREASE SEAL	--		--		2	712-7005-653
161	BEARING LOCKNUT	--		--		1	544-0710-080
162	BEARING LOCKWASHER	--		--		1	908-0410-080
163	RADIAL BEARING	1	068-0160-647	1	068-0160-647	1	068-0160-647
168	THRUST BEARING	1	068-0160-647	1	068-0160-647	1	068-0160-647
168A	RETAINING RING	2	676-7017-088	2	676-7017-088	--	
212	PACKING	12	564-7001-802	12	564-7001-802	10	564-7001-802
213	SLEEVE NUTS	2	544-7005-208	2	544-7005-208	2	544-7005-208
272	COUPLING KEY	1	472-7005-087	1	472-7005-087	1	472-7005-087
345	BEARING SNAP RING	1	676-7023-088	1	676-7023-088	1	676-7023-088
MISCELLANEOUS PARTS NOT LABELED							
CAPSCREWS FOR:							
	CASING (PARTING FLANGE)	17	168-0363-082	21	168-0366-082	15	168-0636-082
	CASING (STUFFING BOX)	4	168-0562-082	4	168-0562-082	4	168-0640-082
	BEARING CAP (NO. 6)	--		--		4	168-0578-082
	BEARING HOUSING COVERS	8	168-0308-082	8	168-0308-082	8	168-0304-082
	BEARING CARTRIDGE TO BEARING ARMS	8	168-0490-082	8	168-0490-082	--	
PINS FOR:							
	CASING (PARTING FLANGE)	2	592-0376-087	2	592-0376-087	2	592-0028-104
	CASE WEAR RINGS	2	592-0376-104	2	592-0028-104	2	592-7009-087
	BEARING CARTRIDGES	4	592-0111-087	4	592-0111-087	2	592-7005-087
PIPE PLUGS FOR:							
	SUCTION AND DISCHARGE (GAUGES)	2	600-0002-087	2	600-0002-087	2	600-0002-087
	BEARING ARM DRAINS	2	600-0004-028	2	600-0004-028	2	600-0004-028
	TOP OF CASING VOLUTE	1	600-0004-028	1	600-0004-028	1	600-0006-028
	BOTTOM OF NECKS	2	600-0004-028	2	600-0004-028	2	600-0004-028
	SIDE OF DISCHARGE NECK	1	600-0006-028	1	600-0006-028	2	600-0006-028
	BEARING CARTRIDGES	2	600-0001-087	2	600-0001-087	--	

5800F Repair Parts List

SECTION 412P PAGE 17
 DATED FEBRUARY 2013
 SUPERSEDES NOVEMBER 2009

PC. NO.	PART DESCRIPTION	5-5876F		6-5876F		6-5823F	
		QTY	PART NUMBER	QTY	PART NUMBER	QTY	PART NUMBER
GLAND FASTENERS:							
	SWINGBOLTS OR STUDS	4	808-7002-360	4	808-7002-360	4	100-7001-360
	WASHERS	4	908-0114-080	4	908-0114-080	4	908-0114-080
	NUTS	4	544-0113-190	4	544-0113-190	4	544-0113-190
	SETSCREWS FOR SLEEVE NUT	4	724-0079-113				
	GREASE FITTINGS	2	508-0001-651	2	508-0001-651	2	508-0001-651
	BEARING COVER O-RINGS	--		--		2	364-0432-457
	BEARING SPACER	2	100-0104-080	2	100-0104-080	--	
	LIFTING EYEBOLT	--		--		--	
FLUSH LINES:							
	COMPRESSION ELBOWS	4	868-3660-190	4	868-3660-190	4	868-3660-190
	TUBING	24	872-0124-175	24	872-0124-175	24	872-0124-175
	BALL VALVES	2	896-4533-644	2	896-4533-644	2	896-4533-644

5800F Repair Parts List

PC. NO.	PART DESCRIPTION	6-5824F		8-5826F		10-5824F	
		QTY	PART NUMBER	QTY	PART NUMBER	QTY	PART NUMBER
1	IMPELLER	1	444-7033-225	--		1	444-7021-208
	IMPELLER ASSEMBLY (WITH #17 RINGS)	1	443-7080-644	1	443-7113-644	1	443-7097-644
2	PART OF NO. 3	--		--		--	
3	CASING ASSEMBLY	125# / 125#	189-0038-010	1	189-0134-010	1	189-0028-010
		125# / 250#		--		1	189-0120-010
		250# / 250 #		--	189-0118-010	1	189-0121-010
4	SHAFT	1	727-7010-072	1	727-7025-072	1	727-7017-072
6	PART OF NO. 3	--		--		--	
10	LANTERN RINGS	2	676-7010-509	2	676-7078-509	2	676-7030-509
14	SHAFT SLEEVES	2	756-7009-212	2	756-7047-212	2	756-7016-212
16	CASE WEAR RINGS	2	676-7022-208	2	676-7125-208	2	676-7031-208
17	IMPELLER WEAR RINGS (OPTIONAL)	2	676-7034-208	2	676-7124-208	2	676-7075-208
19	PACKING GLANDS	2	372-7006-208	2	372-7035-208	2	372-7009-208
20	STUFFING BOX WASHERS OR BUSHINGS	2	908-7006-208	2	136-7012-208	2	136-7002-208
102	IMPELLER KEY	1	472-7008-087	1	472-7035-087	1	472-7012-087
126	WATER SLINGERS	--		2	764-0173-478	--	
157	CASING GASKET	1	364-7013-598	1	364-7070-598	1	364-7021-598
158A	GREASE SEAL	1	712-7004-653	1	712-7034-653	1	712-7005-653
A158	THRUST BEARING CARTRIDGE	1	176-7016-010	1	176-7059-010	1	176-7021-010
B158	RADIAL BEARING CARTRIDGE	1	176-7017-010	1	176-7060-010	1	176-7022-010
159	BEARING HOUSING COVERS	2	164-7011-010	2	164-7044-010	2	164-7017-010
159A	GREASE SEAL	2	712-7005-653	2	712-7035-653	2	712-7006-653
161	BEARING LOCKNUT	1	544-0710-080	3	544-0716-080	1	544-0712-080
162	BEARING LOCKWASHER	1	908-0410-080	2	908-0416-080	1	908-0412-080
163	RADIAL BEARING	1	068-0160-647	1	068-0166-647	1	068-0162-647
168	THRUST BEARING	1	068-0160-647	1	068-0166-647	1	068-0162-647
212	PACKING	10	564-7001-802	10	564-7006-802	12	564-0181-802
213	SLEEVE NUTS	2	544-7005-208	2	544-7015-208	2	544-7007-208
272	COUPLING KEY	1	472-7005-087	1	472-0395-087	1	472-7013-087
345	BEARING SNAP RING	1	676-7023-088	1	676-7023-088	1	676-7023-088
MISCELLANEOUS PARTS NOT LABELED							
CAPSCREWS FOR:							
	CASING (PARTING FLANGE)	16	168-0674-082	33	168-0825-082	18	168-0674-082
	CASING (STUFFING BOX)	4	168-0674-082	4	168-0825-082	4	168-0680-082
	BEARING CAP (NO. 6)	4	168-0578-082	--		4	168-0652-082
	BEARING HOUSING COVERS	8	168-0304-082	8	168-0382-082	8	168-0384-082
	BEARING CARTRIDGE TO BEARING ARMS			8	168-0636-082	--	
PINS FOR:							
	CASING (PARTING FLANGE)	2	592-7002-087	2	592-7008-087	2	592-7007-087
	CASE WEAR RINGS	2	592-7009-087	2	592-0028-104	2	592-7002-087
	BEARING CARTRIDGES	2	592-0376-087	4	592-0859-087	--	
PIPE PLUGS FOR:							
	SUCTION AND DISCHARGE (GAUGES)	2	600-0002-087	2	600-0004-087	2	600-0002-087
	BEARING ARM DRAINS	2	600-0004-028	2	600-0004-028	2	600-0004-028
	TOP OF CASING VOLUTE	1	600-0005-028	1	600-0004-028	1	600-0005-028
	BOTTOM OF NECKS	1	600-0004-028	2	600-0006-028	1	600-0006-028
	SIDE OF DISCHARGE NECK	2	600-0006-028	2	600-0006-028	1	600-0006-028
	END OF THRUST BEARING CARTRIDGE	--		1	600-0005-028	--	
	BEARING CARTRIDGES	2	600-0006-028	2	600-0002-087	--	

5800F Repair Parts List

SECTION 412P PAGE 19
 DATED FEBRUARY 2013
 SUPERSEDES NOVEMBER 2009

PC. NO.	PART DESCRIPTION	6-5824F		8-5826F		10-5824F	
		QTY	PART NUMBER	QTY	PART NUMBER	QTY	PART NUMBER
GLAND FASTENERS:							
	SWINGBOLTS OR STUDS	4	100-7001-360	8	808-0110-104	4	100-7002-360
	WASHERS	4	908-0114-080	--		4	908-0116-080
	NUTS	4	544-0113-190	8	544-0109-190	4	544-0115-190
	GLAND CLIP	--		--		4	204-7001-104
	GLAND RING	--		2	676-7126-208	--	
	SPACER SLEEVE	--		--		2	772-7003-212
	SETSCREW FOR SHAFT SLEEVE NUT	--		--		4	724-0643-113
	GREASE FITTINGS	2	508-0001-651	2	508-0001-651	2	508-0001-651
	BEARING COVER O-RINGS	2	364-0432-457	2	364-0454-457	2	364-0438-457
	LIFTING EYEBOLT	--		1	100-0107-080	2	100-0110-080
FLUSH LINES:							
	COMPRESSION ELBOWS	4	868-3660-190	4	868-3660-190	4	868-3660-190
	TUBING	24	872-0124-175	24	872-0124-175	24	872-0124-175
	BALL VALVES	2	896-4533-644	2	896-4533-644	2	896-4533-644

5900F Repair Parts List

PC. NO.	PART DESCRIPTION	5-5922F		6-5922F	
		QTY	PART NUMBER	QTY	PART NUMBER
1	IMPELLER				
A1	1 ST STAGE	1	443-7028-644	1	444-7012-225
B1	2 ND STAGE	1	443-7029-644	1	444-7013-225
2	PART OF NO. 3	--		--	
3	CASING ASSEMBLY	125# / 125#	1 189-0109-010	--	
		125# / 250#	1 189-0035-010	1	189-0018-010
		250# / 250 #	1 189-0104-010	1	189-0095-010
4	SHAFT				
	FOR RIGHT-HAND ROTATION	1	727-7019-072	1	727-7012-072
	FOR LEFT-HAND ROTATION	1	727-7045-072	1	727-7013-072
6	PART OF NO. 3	--		--	
10	LANTERN RINGS	1	676-7010-509	2	676-7025-509
13	OIL RING	--		--	
14	SHAFT SLEEVES	--		--	
	RIGHT-HAND	1	756-7018-208	1	756-7011-208
	LEFT-HAND	1	756-7019-208	1	756-7012-208
16	CASE WEAR RINGS	2	676-7035-208	2	676-7026-208
17	IMPELLER WEAR RINGS (OPTIONAL)	2	676-7034-208	--	
18	SHAFT COLLAR	--		--	
19	PACKING GLANDS	2	372-7033-208	2	372-7008-208
20	SHAFT SLEEVE O-RINGS	4	364-0432-457	2	364-0484-457
A20	BEARING HOUSING COVER O-RING	--		--	
39	CASING DIAPHRAGM	--	see next page *	--	see next page *
48	CASING DIAPHRAGM BUSHING	--	see next page *	--	see next page *
76	BEARING HOUSING SPACER	--		--	
95	STUFFING BOX WASHERS	2	908-7006-208	2	908-7030-208
102	IMPELLER KEY	1	472-7014-087	1	472-7010-087
118	THRUST BEARING CARTRIDGE CLOSURE	1	624-7004-087	1	624-7004-087
126	WATER SLINGERS	--		2	764-7005-478
157	CASING GASKET	1	364-7024-598	1	364-7014-598
158A	GREASE SEAL	1	712-7004-653	--	
158B	BEARING CARTRIDGE PIN	2	592-7002-087	2	592-7002-087
A158	THRUST BEARING CARTRIDGE	1	176-7017-010	1	176-7018-010
B158	RADIAL BEARING CARTRIDGE	1	176-7024-010	1	176-7019-010
B158A	OIL RING RESTRAINER	--		--	
B158B	COOLING COIL	--		--	
B158C	OIL RING RESTRAINER LOCK COLLAR	--		--	
159	BEARING HOUSING COVERS	2	164-7020-010	2	164-7014-010
159A	GREASE SEAL	2	712-7007-653	--	
A159	THRUST BEARING HOUSING OUTER COVER	--		--	
B159	THRUST BEARING HOUSING INNER COVER	--		--	
C159	RADIAL BEARING HOUSING COVER	--		--	
161	BEARING LOCKNUT	1	544-0710-080	1	544-0713-080
162	BEARING LOCKWASHER	1	908-0410-080	1	908-0413-080
163	RADIAL BEARING	1	068-0160-647	1	068-0163-647
168	THRUST BEARING	1	068-0508-647	2	068-0312-647
168A	RETAINING RING	1	676-7023-088	--	
188	CENTER SLEEVE ADAPTER SPACER	--		--	
205	THRUST BEARING HOUSING GASKET	--		--	
	THRUST BEARING HOUSING GASKET	--		--	
212	PACKING	16	564-7001-802	18	564-0184-802

5900F Repair Parts List

SECTION 412P PAGE 21
DATED FEBRUARY 2013
SUPERSEDES NOVEMBER 2009

PC. NO.	PART DESCRIPTION	5-5922F		6-5922F	
		QTY	PART NUMBER	QTY	PART NUMBER
213	SLEEVE NUTS	--		--	
	RIGHT-HAND	1	544-7008-208	--	
	LEFT-HAND	1	544-7009-208	--	
272	COUPLING KEY	1	472-7015-087	1	472-7009-087
*	CASING DIAPHRAGM ASSEMBLY	1	772-7004-644	1	772-7002-644
	CASING DIAPHRAGM	1	772-7004-010	1	772-7002-010
	CASING DIAPHRAGM BUSHING	1	136-7003-208	1	136-7001-208
	SETSCREW	2	724-0081-104	1	724-0079-104
MISCELLANEOUS PARTS NOT LABELED					
	IMPELLER HUB GASKET	1	364-7026-598	1	364-7016-598
	SLEEVE GASKET	2	364-7025-598	2	364-7015-598
	BEARING SPACER	--		2	772-7001-063
	BEARING LOCK COLLAR	--		2	224-7000-208
CAPSCREWS FOR:					
	CASING (PARTING FLANGE)	16	168-0825-082	26	168-0753-082
	STUDS	2	808-7003-080	--	
	NUTS	2	544-0123-082	--	
	CASING (STUFFING BOX)	4	168-0680-082	4	168-0684-082
	BEARING CAP (NO. 6)	4	168-0578-082	4	168-0755-082
	BEARING HOUSING COVERS	8	168-0322-082	8	168-0382-082
PINS FOR:					
	CASING (PARTING FLANGE)	2	592-7008-087	2	592-7004-087
	CASE WEAR RINGS	2	592-0028-087	2	592-7002-087
PIPE PLUGS FOR:					
	TOP OF STAGES	2	600-0005-028	--	
	BEARING ARM DRAINS	2	600-0004-028	2	600-0004-028
	TOP OF CASING VOLUTE	1	600-0004-028	1	600-0005-028
	TOP OF DISCHARGE NECK	1	600-0004-028	--	
	SIDE OF DISCHARGE NECK	2	600-0006-028	1	600-0006-028
		--		2	600-0002-087
	BOTTOM OF DISCHARGE NECK	--		--	
	STUFFING BOX	1	600-0004-028	1	600-0004-028
GLAND FASTENERS:					
	SWINGBOLTS OR STUDS	4	100-7002-360	4	100-7002-360
	WASHERS	4	908-0116-080	4	908-0116-080
	NUTS	4	544-0115-190	4	544-0115-190
	GREASE FITTINGS	2	508-0001-651	2	508-0001-651
	LIFTING EYEBOLT	1	100-0107-080	1	100-0107-080
CASING DRAIN PIPING:					
	NIPPLE	1	600-1310-387	1	600-1310-387
	ELBOW	1	600-0231-387	1	600-0231-387
	NIPPLE	1	600-1328-387	1	600-1328-387
	PIPE CAP	1	600-0156-387	1	600-0156-387
FLUSH LINE:					
	COMPRESSION ELBOWS	2	868-3660-190	2	868-3660-190
	TUBING	12	872-0124-175	12	872-0124-175
	BALL VALVE	1	896-4533-644	1	896-4533-644
	HINGED OIL HOLE COVER	--		--	
	OIL RING ARM RETAINER	--		--	

Repair Kits Overhaul Kits Rotating Elements

MODEL	PUMP SIZE	REPAIR KIT	OVERHAUL KIT	ROTATING ELEMENT
2800F [1]	3-2874AF	476-0946-644	476-0974-644	700-0708-644
	3-2874CF			700-0709-644
	4-2873AF			700-0710-644
	4-2876AF	476-0948-644	476-0976-644	700-0711-644
	4-2876CF			700-0712-644
	4-2823CF	476-0949-644	476-0977-644	700-0713-644
	5-2823AF	476-0950-644	476-0978-644	700-0714-644
	5-2824AF	476-0951-644	476-0979-644	700-0715-644
	6-2876AF	476-0952-644	476-0980-644	700-0716-644
	6-2823AF	476-0953-644	476-0981-644	700-0717-644
	6-2823CF			700-0718-644
	6-2824CF	476-0954-644	476-0982-644	700-0719-644
	6-2825AF	476-0955-644	476-0983-644	700-0720-644
	8-2823AF	476-0956-644	476-0984-644	700-0721-644
	8-2824AF	476-0957-644	476-0985-644	700-0722-644
10-2825AF	476-0958-644	476-0986-644	700-0723-644	
5800F [2,3]	3-5876AF	476-0920-644	476-0921-644	700-0707-644
	4-5823F	476-0959-644	476-0987-644	700-0724-644
	4-5824F	476-0960-644	476-0988-644	700-0725-644
	5-5876F	476-0961-644	476-0989-644	700-0726-644
	6-5876F	476-0963-644	476-0991-644	700-0729-644
	6-5823F	476-0964-644	476-0992-644	700-0730-644
	6-5824F	476-0965-644	476-0993-644	700-0731-644
	8-5826F	476-0968-644	476-0996-644	700-0735-644
10-5824F	476-0969-644	476-0997-644	700-0736-644	
5900F [4]	5-5922F (RH only)	476-0970-644	476-0998-644	700-0737-644
	5-5922F (LH only)			700-0738-644
	6-5922F (RH only)	476-0971-644	476-0999-644	700-0739-644
	6-5922F (LH only)			700-0740-644

Repair Kits typically include:

Casing Gasket
 Gland Fasteners
 Packing Rings
 Lantern Rings
 Bearings
 Retaining Rings
 Water Slingers
 Coupling Key

Overhaul Kits typically include:

Casing Gasket
 Gland Fasteners
 Packing Rings
 Lantern Rings
 Bearings
 Retaining Rings
 Water Slingers
 Coupling Key
 Shaft Sleeves
 Shaft Sleeve Nuts
 Shaft Sleeve Nut Setscrews
 Shaft Sleeve O-rings
 Packing Gland
 Packing Box Washer
 Impeller Key

WARRANTY TO BE PLACED HERE