



**HYDROMATIC<sup>®</sup>**  
SELF-PRIMER SEWAGE  
AND TRASH PUMPS

# Easy Installation, Great Benefits

## Installation:

- Lift Stations
- Wastewater Treatment Plants
- Industrial Plants
- Food Processing
- Citrus Processing
- Commercial Buildings
- Apartments
- Schools, Universities
- Hospitals
- Agricultural Irrigation
- Contractor Dewatering
- Vehicle Washdown Areas
- Dewatering
  - Airport Runways
  - Mines
  - Elevator Shafts

## Benefits:

- Economical
- Easy Installation
- Dependable Operation
- Save Money with Peak Performance
- Less Maintenance
- Save Space
- Long Pump Life
- Corrosion-Resistant Option
- Quick Delivery
- Above Ground
- Not in Sewage

## Dependable

You can depend on Hydromatic® self-primer pumps to provide years of reliable service. Thousands of units are operating trouble-free throughout the world.

## Economical

Hydromatic self-primers are designed for economical long-term operation. You'll find a number of unique features to make service and maintenance quick and easy. Quick and easy service means you'll reduce downtime and save money.

## Easy Installation and Start-Up

You mount the Hydromatic self-primer on top of the wet well or sump and drop the piping into the wet well and just connect piping, fill the case with water and power up.

When you turn the pump on, it automatically primes. The flap check valve retains the prime in the pump and suction leg to give you worry-free operation.

# Compact Design

## Save Space

Hydromatic self-primers are available with V-belt drive in order to save space and money. When space is expensive or just not available, the V-belt configuration allows the motor to be mounted above the pump or to the side of the pump.

The Hydromatic direct drive option with flexible coupling reduces shaft stress so you get longer pump life. It is easy to maintain and continues to run for years.

# Save Money and Time

## Save Money with Peak Performance

External adjustment allows you to easily maintain original operating efficiency and peak performance. By simply turning the external cap screws you easily adjust the clearance between the impeller and wear plate.

You can make the external adjustment without disturbing the piping system. You do not have to disassemble the pump or piping.

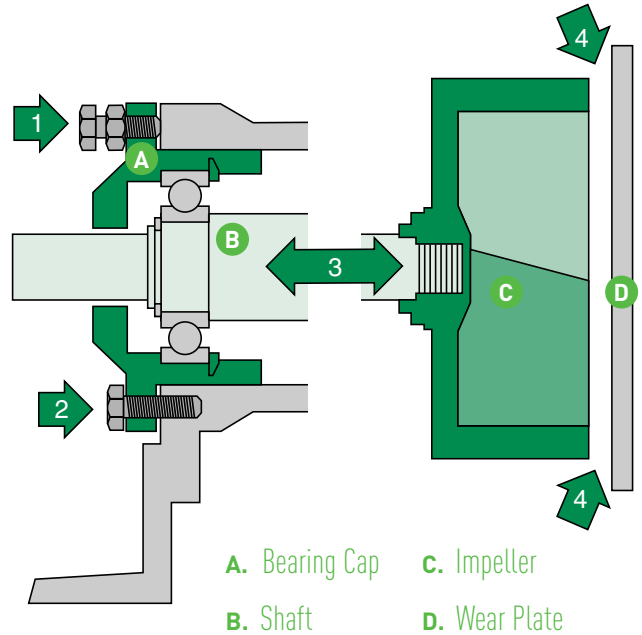
## Dependable Operation

You get dependable pumping operation with the Hydromatic® Dual Seal Series. Two seals protect the bearings to give you longer pump life. Pump-out vanes on the back shroud of the impeller prolong service life and seal protection.

The unique dual seal system incorporates an oil chamber which provides lubrication for the seals. The inboard seal offers protection because it "self-seals" tightly against the stationary face with pressure surges from the volute.

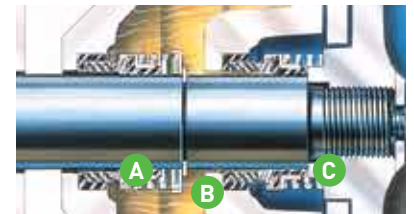
Hydromatic Dual Seal Series uses low friction, long-lasting mechanical seals that you can obtain off-the-shelf worldwide. Tungsten carbide seals are optional.

The Hydromatic MP and RDP Dual Seal Series models offer you long, dependable pump operation.



External adjustment allows you to quickly restore original efficiency and performance. External bolts (1 and 2) move the bearing cap, which in turn moves the bearing and shaft assembly (3). This moves the impeller closer to the stationary wear plate for the proper clearance (4) to restore peak performance and save money.

- A. Outboard Seal
- B. Oil Chamber
- C. Inboard Seal



The dual seal system protects your bearings from media contamination to provide you exceptionally long pump service with frame mount or V-belt drive designs.

# Pump Features

**Flap Check Valve** – Knock-off handles allow easy access for cleaning or replacing the flap check valve to save you time, energy and money.

**Wear Plate** – The wear plate and volute lip are easily replaceable to keep your pump at optimum performance.

**External Adjustment** – Cap screws allow you to easily adjust the clearance between the impeller and wear plate to maintain original peak efficiency and performance.

**Impeller** – The two-vane, semiopen impeller easily handles solids and stringy materials to give you dependable pumping action. Pump-out vanes on the back shroud keep grit and media away from the seal area for longer life.

**Removable Rotating Assembly** – To allow for bench-top repair.

# Easy Servicing Features

## Easy To Service

The Hydromatic® self-primers are easy to service with their unique check valve design. “Knock-off” tee handles allow quick and easy cleaning or replacement of the suction flap valve without draining the pump case. Hydromatic self-primers allow you to replace the Suction Flap Valve without disturbing the piping.

Other manufacturers require you to drain the case, disconnect the suction pipe, disconnect the suction elbow, and then replace the check valve. Everything has to be put back together and the case refilled to resume operation.

With the 3", 4", 6", 8" and 10" Hydromatic pumps, simply unscrew the handles, lift the cover or priming cap, inspect or replace the flapper and replace the cover or priming cap and start up the pump. There is no mess from draining the case and no need to refill the case when done.

Hydromatic self-primers are hassle-free and easy to service with their unique check valve design.

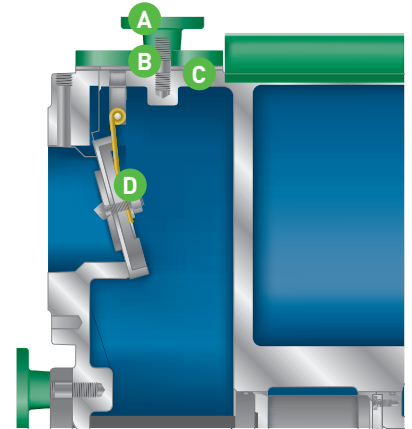
## Maintenance Simplified – RP Units

Maintenance is simplified on the Hydromatic self-primer with easy removal of the suction cover plate and easy back pull-out of the rotating unit without disconnecting the piping.

You can quickly unscrew four “knock-off” tee handles or nuts to remove the suction cover plate. It is easy to clean or inspect the impeller without disturbing the piping.

The back pull-out design allows for quick inspection or service of all the wear and rotating parts without disconnecting any piping. You can easily and quickly maintain the shaft, bearings, seals, impeller and wear plate with less downtime and less work.

- A. Knock-off Handles
- B. Priming Cap
- C. Gasket Seal
- D. Suction Flap Valve



**Easily removable knock-off tee handles allow for quick cleaning or replacement of the suction flap valve.**



740 EAST 9TH STREET,  
ASHLAND, OHIO 44805  
WWW.HYDROMATIC.COM

269 TRILLIUM DRIVE, KITCHENER,  
ONTARIO, CANADA N2G 4W5  
WWW.HYDROMATIC.COM

Because we are continuously improving our products and services, Pentair reserves the right to change specifications without prior notice.  
E-02-6510 04/11/13 © 2013 Pentair Ltd. All Rights Reserved.