

HYDROMATIC®

P33A1

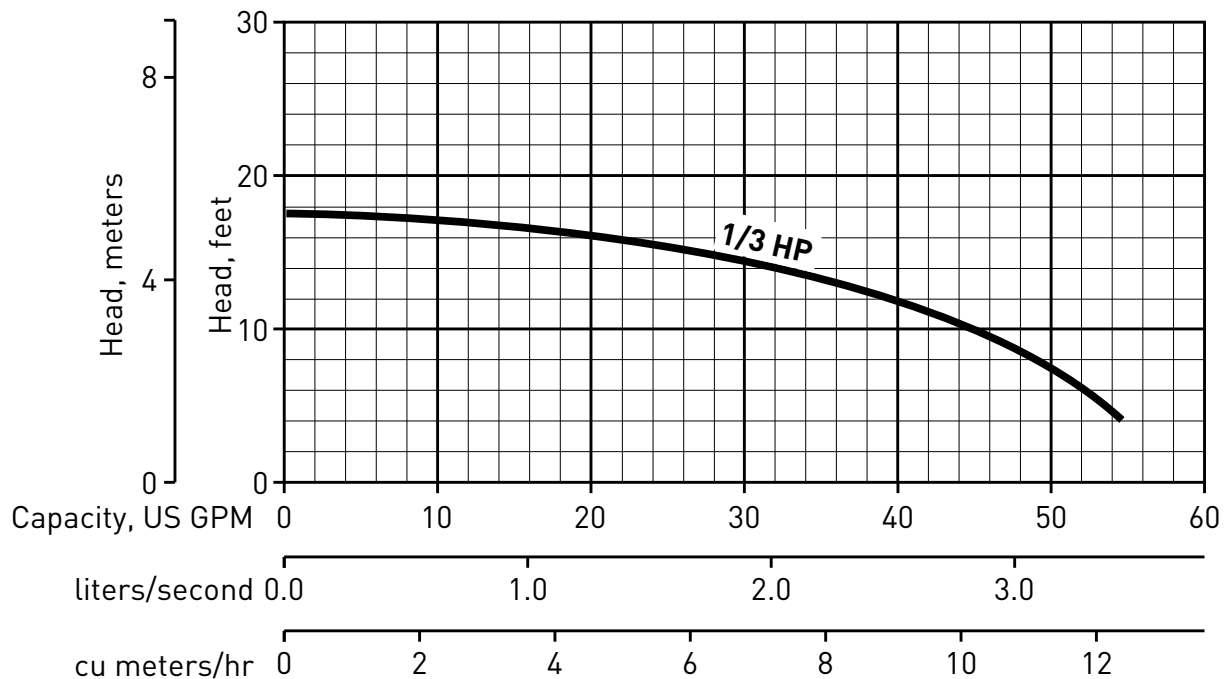
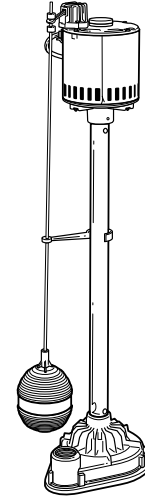
PEDESTAL SUMP PUMP

PERFORMANCE DATA

Wholesale Products Page: 6550-1

Dated: January 2001

RPM: 1625 Discharge: 1 1/4" Solids: 1/8"



The curves reflect maximum performance characteristics without exceeding full load (Nameplate) horsepower. All pumps have a service factor of 1.2. Operation is recommended in the bounded area with operational point within the curve limit. Performance curves are based on actual tests with clear water at 70° F. and 1280 feet site elevation.

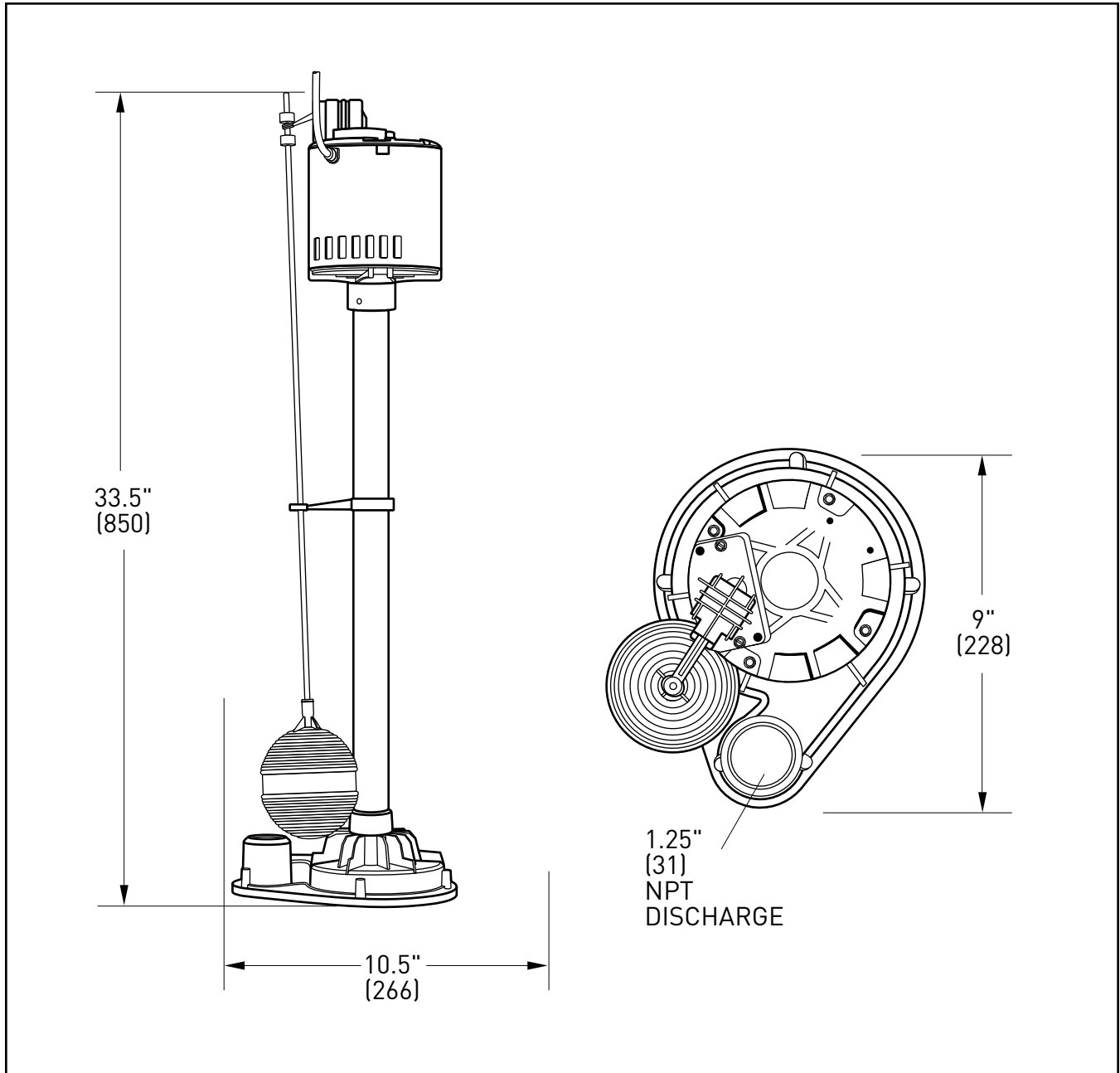
HYDROMATIC®

P33A1 PEDESTAL SUMP PUMP

DIMENSIONAL DATA

Wholesale Products Page: 6550-2

Dated: January 2001



All dimensions in inches. Metric for international use. Component dimensions may vary $\pm 1/8$ inch. Dimensional data not for construction purpose unless certified. Dimensions and weights are approximate. On/Off level adjustable. We reserve the right to make revisions to our product (s) and the product (s) specifications without notice.

HYDROMATIC®

P33A1

PEDESTAL SUMP PUMP

ELECTRICAL DATA

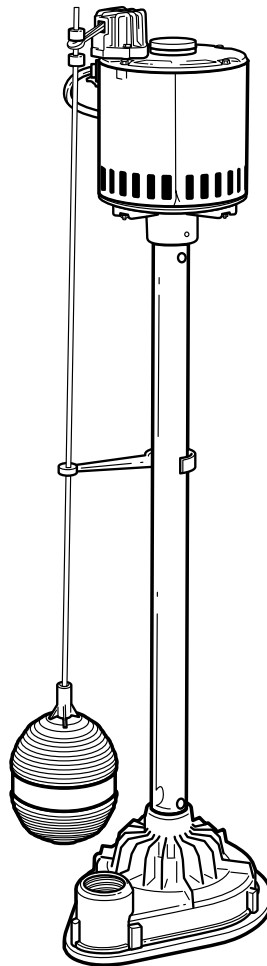
Wholesale Products Page: 6550-3

Dated: January 2001

MODEL: P33A1

R.P.M.	1725
MOTOR TYPE	SHADED POLE

HP	VOLTAGE	PHASE	NEC CODE	SERVICE FACTOR	FULL LOAD AMPS
1/3	115	1	-	1	6.5



HYDROMATIC®

TECHNICAL DATA

P33A1 PEDESTAL SUMP PUMP

Wholesale Products Page: 6550-4

Dated: January 2001

MODEL: P33A1

Physical Data

DISCHARGE SIZE	1 1/4" NPT
SOLIDS SIZE	1/4"
IMPELLER TYPE	-
CABLE LENGTH	8' STANDARD
PAINT	-

Temperature

MAXIMUM LIQUID	140°F
MAXIMUM STATOR	-
OIL FLASH POINT	-

Technical Data

POWER CORD TYPE	-	
MATERIALS OF CONSTRUCTION	MOTOR HOUSING	-
	CASING	THERMOPLASTIC
	IMPELLER	THERMOPLASTIC
	MOTOR SHAFT	-
	HARDWARE	-
	"O" RINGS	-
MECHANICAL SEALS Standard:	-	
UPPER BEARING	-	
LOWER BEARING	-	

P33A1 PEDESTAL SUMP PUMP

Wholesale Products Page: 6550-5

Dated: January 2001

MODEL: P33A1

1.01 GENERAL

Contractor shall furnish all labor, materials, equipment and incidentals required to provide _____ (Qty.) submersible centrifugal non clog sewage pump(s) as specified herein. The pump model covered in this specification is the P33A1. The pump furnished for this application shall be MODEL _____ as manufactured by Hydromatic Pumps.

2.01 DESIGN CONDITIONS

Each pump shall be rated _____ H.P., _____ volts, _____ phase, _____ hertz and operate at _____ RPM.

3.01 OPERATING CONDITIONS

The pump shall deliver _____ U.S. GPM/LPS at feet/meters TDH, and handle a _____ inch solid. The curve submitted for approval shall state, in addition to head and capacity performance, solid handling capability, amp rating, and design impeller diameter.

4.01 CONSTRUCTION

Each pump shall be of the sealed submersible type, incorporating features normally found in pumps furnished for the heavy duty industrial or municipal markets.

These features include:

1. The seal housing for the P33A1 is corrosion resistant high density thermoplastic.
2. The pump inlet shall be open and clear, without screening to provide access for sewage and solids.
3. All external mating parts shall be machined and Buna N, O-Ring sealed.
4. All fasteners exposed to the pumped liquid shall be 300 series stainless steel.
5. All power cords shall be water resistant UL or CSA approved, with double insulation, and sized as a function of Amp. draw.

5.01 MOTOR AND SHAFT

The stator, rotor and bearings shall be mounted in a sealed submersible type housing. Single phase motors shall be split phase or capacitor start with centrifugal switch. Three phase motors shall be Polyphase. Full Load and Locked Rotor Amps. as well as Start and Run winding resistance shall be tabulated for each pump.

6.01 BEARINGS, SHAFT AND MECHANICAL SEAL

An upper radial and lower thrust bearing shall be required. These shall be heavy duty single row ball bearings which are permanently and continuously lubricated and cooled by the dielectric oil which fills the motor housing. The motor shaft shall be stainless steel and sealed from the pumped liquid with a carbon ceramic mechanical seal.

P33A1 PEDESTAL SUMP PUMP

Wholesale Products Page: 6550-6

Dated: January 2001

7.01 IMPELLER

The Impeller shall be high capacity, two vane, non clog design with pump out vanes on the back side. These vanes wash out grit and stringy material that will damage the shaft and mechanical seal.

8.01 AUTOMATIC CONTROL

All single phase pumps should be capable of automatic operation.

9.01 PRESSURE SWITCH

The Single Phase pump is furnished with a pressure diaphragm switch that features a piggy-back plug that allows the pump to be operated manually without removal from the sump.

10.01 FLOAT SWITCH

The pump is supplied with a tilt-sensitive wide-angle float switch is sealed in a non-corrosive PVC enclosure. The unit is UL listed for water and sewage and CSA certified. The float switch shall also be fitted with a piggy-back plug that allows the pump to be operated manually without removal from the sump.

11.01 MANUAL CONTROL

The Single Phase pump is not supplied with any type of automatic control. A super or double wide angle piggy-back float switch can be supplied and fitted to these pumps.

12.01 PAINTING

All cast iron parts shall be painted before assembly with a water reducible alkyd air dried enamel. The paint shall be applied in one coat with a minimum thickness of 3 to 4 mils.

13.01 TESTING

All pumps shall be individually tested to include the following:

1. The pump and power cord shall be visually inspected for imperfections, cuts or nicks.
2. The pump shall have a ground continuity check and the motor chamber shall be Hi-potted to test for moisture content and/or insulation defects.
3. The motor and volute housing shall be pressurized and a 10 second air leak decay test run.
4. Oil is added, and the pump is run. Voltage and current are monitored visually, electronically, and the tester listens for any noise or malfunction.



USA
293 WRIGHT STREET, DELAVAN, WI 53115 WWW.HYDROMATIC.COM
PH: 888-957-8677 ORDERS FAX: 800-426-9446

CANADA
269 TRILLIUM DRIVE, KITCHENER, ONTARIO, CANADA N2G 4W5
PH: 519-896-2163 ORDERS FAX: 519-896-6337

Because we are continuously improving our products and services, Pentair reserves the right to change specifications without prior notice.