

HYDROMATIC® HS SERIES RESIDENTIAL SUMP PUMPS

CAST IRON VOLUTE

MODELS: HS33V1 HS33T1 HS50V1 HS50T1

Specifications

Applications	Basement sumps, dewatering	
Capacities	75 GPM	285 LPM
Shut-off head	25'	7.6 m
Operation:		
Tethered: On	14"	356 mm
Off	5"	127 mm
Vertical: On	7.5"	190.5 mm
Off	3"	76 mm
Not available with diaphragm pressure switch		
Solids handling	1/4"	6.4 mm
Liquids handling	Drain water	
Intermittent liquid temp	up to 140°F	up to 60°C
Motor	1/3 HP & 1/2 HP, PSC	
Electrical data	3450 RPM, 115V, 1Ø, 60Hz FLA 1/3 HP = 3.9, 1/2 HP = 4.1	
Acceptable pH range	6-9	
Shaft seal	Double lip	
Motor housing	Zinc	
Volute case	Cast iron	
Power cord	8'	2.4 m
Discharge, NPT	1-1/2"	
Min. sump diameter		
Float:	14"	356 mm
Vertical:	10"	254 mm

Features

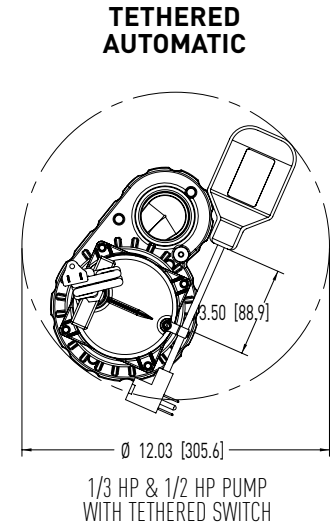
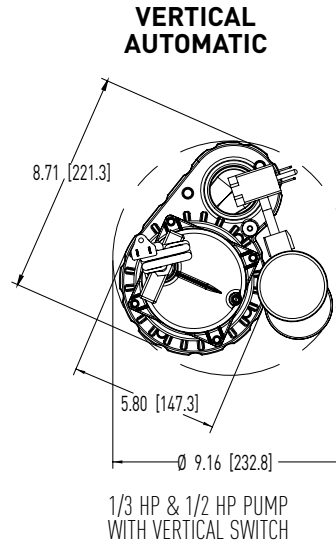
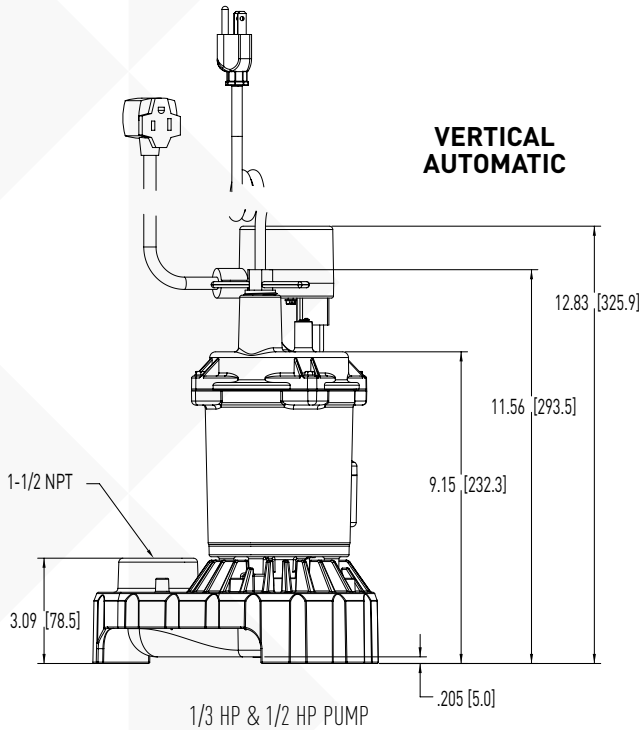
- Versatility for many light-duty jobs
- Designed for drain water removal or permanent applications with small amounts of debris
- Maintenance-free operation
- Wide-angle or vertical mechanical switch for small 10" diameter sumps
- Dual ball-bearing motor and double lip seal provide durability and longer pump life
- Durable PSC motor for years of service
- Oil-filled PSC motor for maximum heat dissipation, continuous bearing lubrication
- Thermal overload protection with automatic reset
- CSA Listed

3 YEAR
WARRANTY



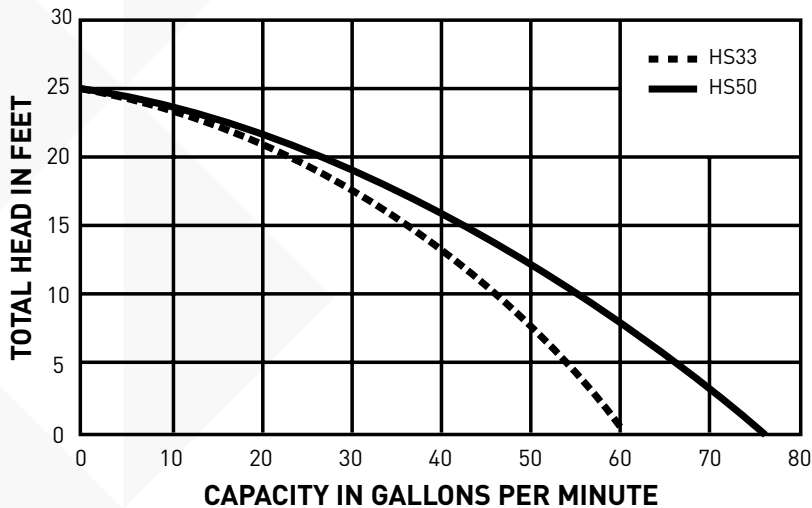
HYDROMATIC® HS SERIES RESIDENTIAL SUMP PUMPS

Dimensions



Not available with diaphragm pressure switch

Performance Curve



USA
293 WRIGHT STREET, DELAVAN, WI 53115 WWW.HYDROMATIC.COM
PH: 888-957-8677 ORDERS FAX: 800-426-9446

CANADA
490 PINEBUSH ROAD, UNIT 4, CAMBRIDGE, ONTARIO, N1T 0A5
PH: 800-363-7867 ORDERS FAX: 888-606-5484

Because we are continuously improving our products and services, Pentair reserves the right to change specifications without prior notice.