


MYERS® EPC SERIES

The Pentek® EPC-115 Series Elevator Pump Control System is approved for oil/water detection in applications where oil and hydrocarbons are prohibited from being released into the environment. The system is designed to provide pumping, monitoring and alarm in garages, elevator sump pits, transformer vaults and substations. The elevator pump control activates the pump for removal of water from elevator pits in accordance with ASME17.1. The control will also shut down the pump before discharging harmful substances.



APPLICATIONS

Garages, elevator sump pits, transformer vaults and substations

SPECIFICATIONS

SENSOR

Housing – ABS

Probe – Stainless steel

Float – PVC

CONTROL PANEL

Enclosure – Type 1

Power Cord – 6', SJT, 120 VAC

Receptacle – 6' SJT, 120 VAC, 15 Amp

ALARM PANEL

Enclosure – Type 1

Power Cord – Plug-in transformer, 120 VAC

Backup Power – 9 VDC battery backup

LED Alarm Indicators

Audible Alarm – 103 db buzzer, auto test/reset

FEATURES

Control Panel

Control panel with separate pump and control circuits, NEMA 1 Enclosure; 8.75"H x 6.5"W x 5"D

Easy Installation

Plug-in for quick and easy installation, one pre-set sensor, no field adjustment necessary

Remote Alarm

Multiple Indicator Lights

Power on, pump run, high water, and high oil indicators

UL and CSA Listed

Elevator Pump Control

- Complete packaged system
- Remote alarm
- Easy clamp-mount installation, with plug-in ready wiring
- Compliant with ASME 17.1 and local building and safety codes

ORDERING INFORMATION

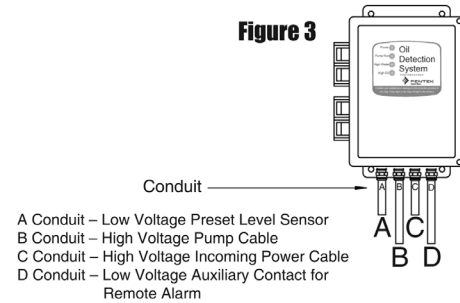
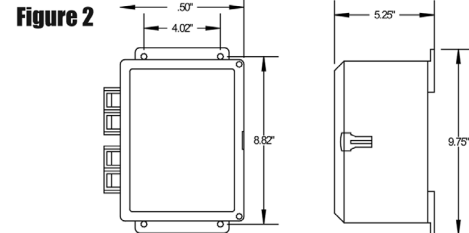
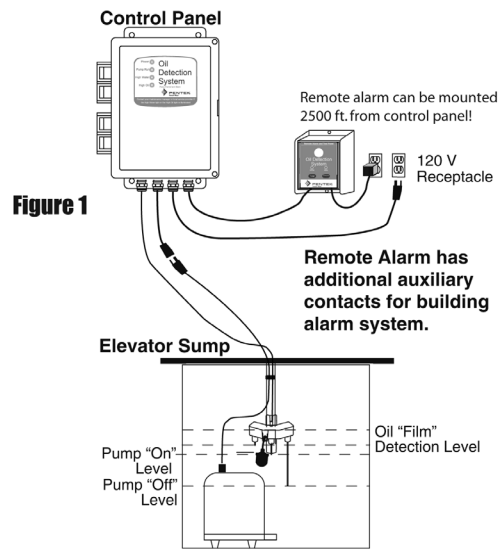
Catalog Number	HP	Volts	Approx. Wt. Lbs.
Elevator Pump Control System			
EPP-SSM331M1C	1/3	115	37
EPP-ME45MC-11	1/2	115	67
EPP-ME50S-11	1/2	115	82
Elevator Pump Control and Alarm Only			
EPC-115	1 (Max.)	115	9

MYERS® EPC SERIES

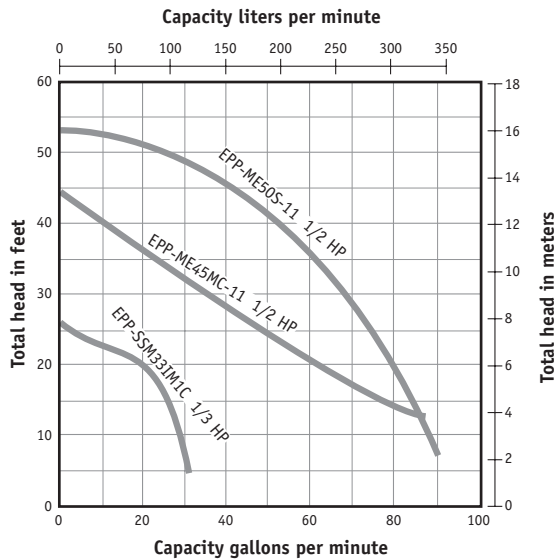
TYPICAL INSTALLATION / OPERATION

Control Operation

On water rise, fluid level reaches pump "start" probe to activate the pump. Pump remains on until fluid level is below the "off" probe. The "off" probe senses air or oil and turns the pump off so the oil layer (if present) will not be pumped out of the sump. If the liquid level reaches the "alarm" probe and mechanical float, the system will differentiate between water and oil and activate the remote alarm.



PUMP PERFORMANCE



USA
293 WRIGHT STREET, DELAVAN, WI 53115 WWW.FEMYERS.COM
PH: 888-987-8677 ORDERS FAX: 800-426-9446

CANADA
490 PINEBUSH ROAD, UNIT 4, CAMBRIDGE, ONTARIO N1T 0A5
PH: 800-363-7867 ORDERS FAX: 888-606-5484

Because we are continuously improving our products and services, Pentair reserves the right to change specifications without prior notice.