

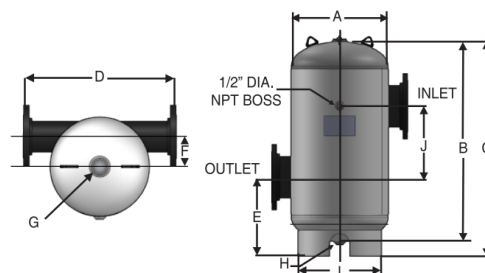


Air Separator (Tangential Design)

(less strainer)

Features:

- Constructed in accordance with ASME Section VIII, Division I, Latest Edition
- Carbon Steel Construction
- Primed Exterior
- 12" and under 150 P.S.I. working pressure
- 14" and larger 125 P.S.I. working pressure
- MNPT inlet & outlet on 2" & 2 1/2"
- 3" and larger flanged inlet and outlet
- Grooved end connections available
- 32" and above units available upon request
- Standard units are skirt mounted for vertical floor installation

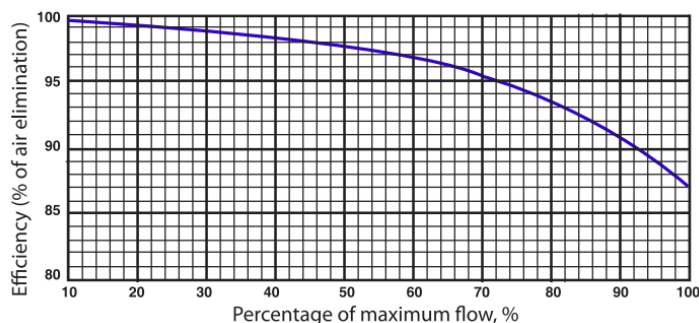


PENTAIR PART NUMBER	PART NUMBER	INLET & OUTLET	A (IN)	B (IN)	C (IN)	D (IN)	E (IN)	F (IN)	G (IN)	H (IN)	I (IN)	J (IN)	OPTIMAL GPM	WEIGHT LBS
3180582087	TAS002	2	12	19 1/2	23 1/8	16 5/8	9 1/8	4 5/16	1	1	9 1/2	8 1/2	158	51
3180583087	TAS025	2.5	12	19 1/2	23 1/8	16 5/8	9 1/8	4 1/16	1	1	9 1/2	8 1/2	228	53
3180584087	TAS003	3	12	19 1/2	23 1/8	19 3/4	9 3/8	3 3/4	1	1	9 1/2	8	380	72
3180585087	TAS004	4	14	29	32 5/8	21 3/4	12 3/4	4 1/4	1 1/2	1	11 1/2	10 3/4	640	106
3180586087	TAS005	5	14	29	32 5/8	21 3/4	12 3/4	3 3/4	1 1/12	1	11 1/2	10 3/4	1010	112
3180587087	TAS006	6	20	41	44 5/8	28	16 7/8	6 1/4	1 1/2	1	18	14 1/2	1490	200
3180588087	TAS008	8	20	41	44 5/8	28	16 7/8	5 1/5	1 1/2	1	18	14 1/2	2700	235
3180589087	TAS010	10	30	58	61 5/8	41	22 5/8	9 1/8	2	1	24	20	4400	568
3180590087	TAS012	12	30	58	61 5/8	41	22 5/8	8 1/8	2	1	24	20	6500	660
3180591087	TAS140	14	36	75 1/2	79 1/8	46 3/8	25 5/8	10 1/5	2	1	30	31 1/2	8000	1025
3180592087	TAS160	16	48	100	108 1/2	60	38	12 1/2	2	2	45	40	10700	1700
RTF	TAS180	18	54	116	125 1/4	66	41	13 5/8	2	2 1/2	51 1/2	50	13900	2200
RTF	TAS200	20	60	130	138	72	43 1/2	16	2	2 1/2	58 5/8	60	17500	3000
RTF	TAS240	24	72	152	160	84	47 7/8	19	2	2 1/2	69 5/8	72	25000	4800
RTF	TAS300	30	72	152	162	86	48	19 7/8	2	2 1/2	69 5/8	76	28000	5800

Options:

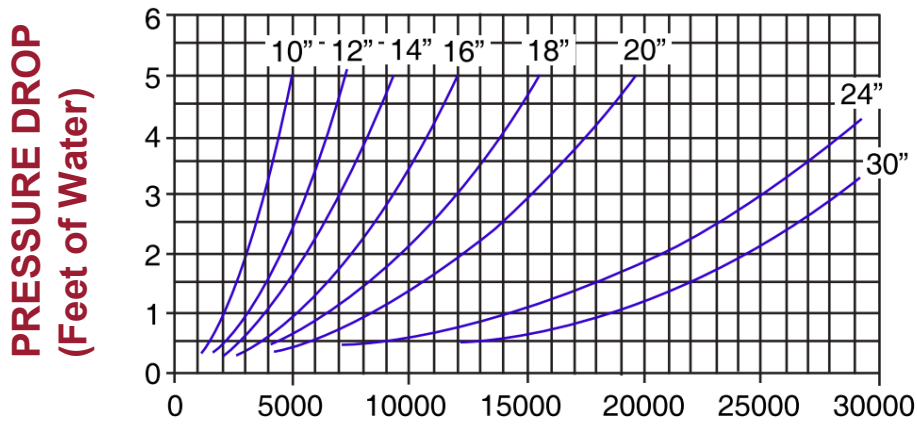
- Stainless Steel Construction
- Other Alloy Construction
- Higher pressures available
- Painted surface top coat / Epoxy coats
- Magnetic Insert
- Ceiling clips/seismic clips

For automatic air removal, we recommend adding our high capacity air vent part ARV.

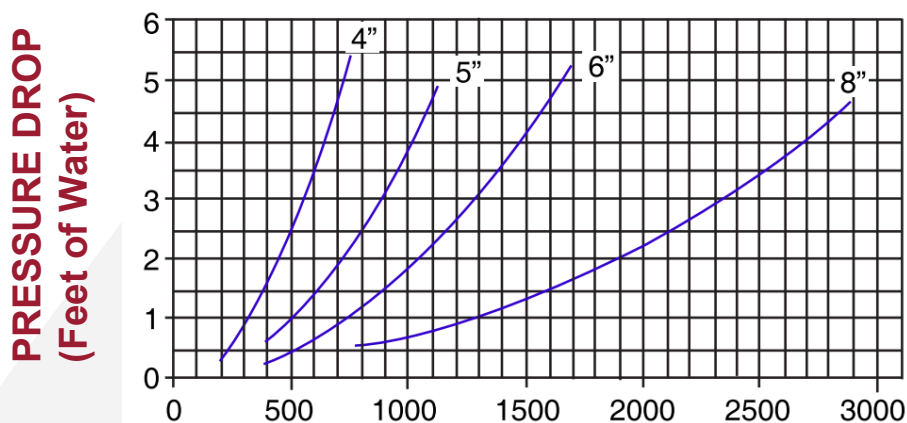




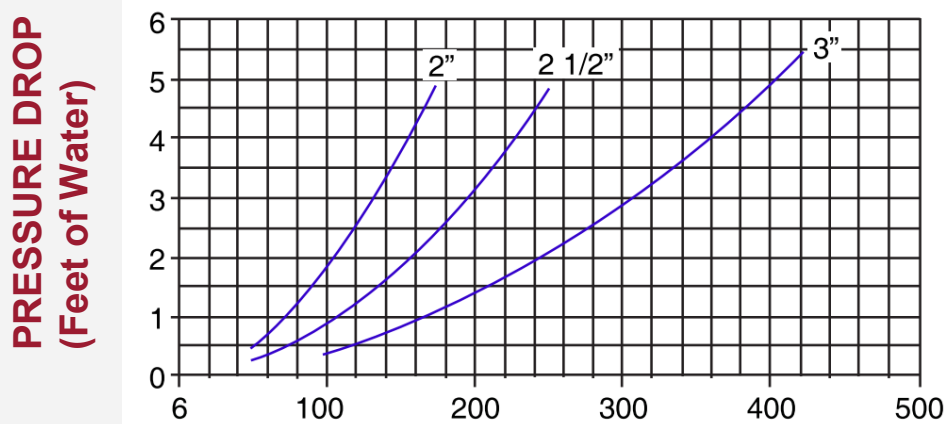
PRESSURE DROP CHART AIR SEPARATOR (less strainer)



FLOW (GPM)



FLOW (GPM)



FLOW (GPM)

