

MasterTemp® and Max-E-Therm® Pool Heaters Combustion Chamber (New Tub Design) Replacement Parts

ADDENDUM

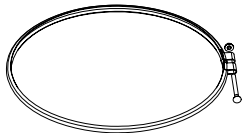
(NON-ASME MODELS ONLY)

IMPORTANT SAFETY INSTRUCTIONS
READ AND FOLLOW ALL INSTRUCTIONS
SAVE THESE INSTRUCTIONS

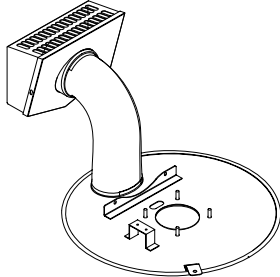
⚠ WARNING

FOR YOUR SAFETY - READ BEFORE OPERATING

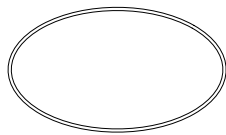
This product must be installed and serviced by a professional service technician, qualified in pool heater installation. Some jurisdictions require that installers be licensed. Check with your local building authority about contractor licensing requirements. Improper installation and/or operation could create carbon monoxide gas and flue gases which could cause serious injury or death. Improper installation and/or operation will void the warranty. For additional free copies of these instructions; call (800) 831-7133.



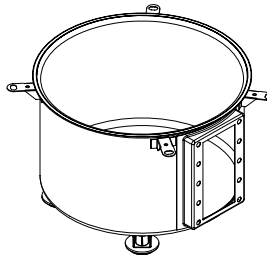
Combustion Chamber Clamp Assy.



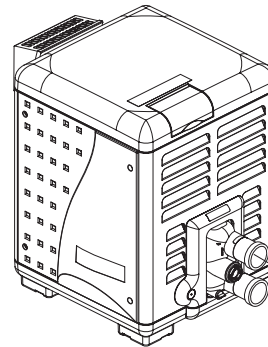
Combustion Chamber Lid Assy.
[P/N 474094]



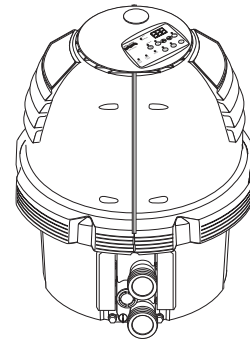
Combustion Chamber O-Ring



Combustion Chamber (Tub)
[P/N 474095]



MasterTemp®



Max-E-Therm®

New Tub Design KITS

P/N	DESCRIPTION
474094	Combustion Chamber Lid Assembly Kit ❶
474095	Combustion Chamber (Tub) Kit ❶

KITS include: Clamp Assy., O-Ring, and Silicone Tube

- ❶ These Combustion Chamber Kits are used for the Max-E-Therm® heaters manufactured after **1/12/09** and the MasterTemp® heaters manufactured after **1/29/09**. See reverse side for Heat Exchanger Kits.

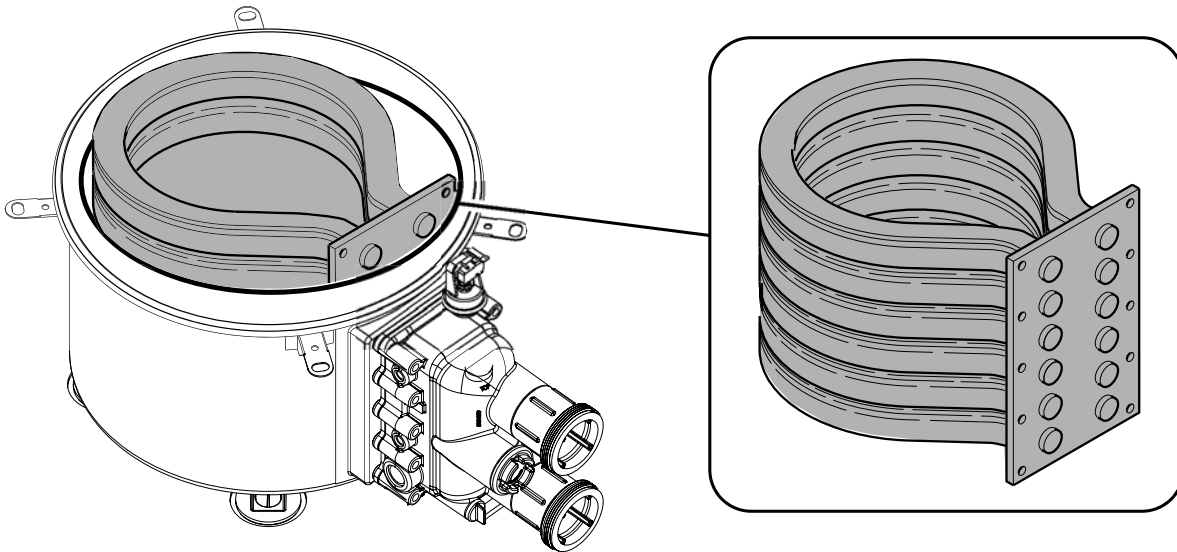
Pentair Water Pool and Spa, Inc.

1620 Hawkins Ave., Sanford, NC 27330 • (800) 831-7133 • (919) 566-8000
10951 W. Los Angeles Ave., Moorpark, CA 93021 • (800) 831-7133 • (805) 553-5000

Visit us on the Internet at: www.pentairpool.com or www.staritepool.com

Pentair Pool Products®
Because reliability matters most®

STA-RITE®



HEAT EXCHANGER KITS		
P/N	DESCRIPTION	MODELS
474058	Tube Sheet Coil Assembly Kit (New Tub Design)	175 NA & LP, 200 NA & LP
474059	Tube Sheet Coil Assembly Kit (New Tub Design)	250 NA & LP
474060	Tube Sheet Coil Assembly Kit (New Tub Design)	300 NA & LP, 333 NA & LP
474061	Tube Sheet Coil Assembly Kit (New Tub Design)	400 NA & LP
474062	Tube Sheet Coil Assembly Kit (New Tub Design)	200 (HD) NA & LP
474063	Tube Sheet Coil Assembly Kit (New Tub Design)	250 (HD) NA & LP
474064	Tube Sheet Coil Assembly Kit (New Tub Design)	333 (HD)
474065	Tube Sheet Coil Assembly Kit (New Tub Design)	400 (HD) NA & LP
KITS include: Clamp Assy., O-Ring, Insulation Kit (Top & Bottom), Silicone Tube		

**Save These Instructions Together With Your Existing
Operation & Installation Manual For Future Reference.**

© 2009 Pentair Water Pool and Spa, Inc. All rights reserved.

This document is subject to change without notice.

1620 Hawkins Ave., Sanford, NC 27330 • (800) 831-7133 or (919) 566-8000

10951 West Los Angeles Ave., Moorpark, CA 93021 • (800) 831-7133 or (805) 553-5000

Trademarks and Disclaimers: Pentair Pool Products®, Because reliability matters most®, Sta-Rite®, MasterTemp®, Max-E-Therm® are trademarks and/or registered trademarks of Pentair Water Pool and Spa, Inc. and/or its affiliated companies in the United States and/or other counties. Unless noted, names and brands of others that may be used in this document are not used to indicate an affiliation or endorsement between the proprietors of these names and brands and Pentair Water Pool and Spa, Inc. Those names and brands may be the trademarks or registered trademarks of those parties or others.