

STA-RITE® ST.E.P Plus Series

4" high-head multi-stage submersible effluent pumps



The STEP Plus 4" submersible filtered effluent pumps in 10, 20, 30 and 50 GPM models offer dependable performance and value for high pressure filtered effluent applications.

These STEP Plus pumps will handle "dry run" conditions.

The 10, 20, 30 and 50 GPM are industry standard 3-3/4" in diameter.

APPLICATIONS

Filtered Effluent... for residential, commercial, and agricultural use.

SPECIFICATIONS

Shell – Stainless steel

Discharge –
10, 20 and 30 GPM models:
fiberglass-reinforced thermoplastic;
50 GPM models: stainless steel

Discharge Bearing – Nylatron®

Impellers – Engineered composite

Diffusers – Engineered composite

Suction Caps – Engineered composite
with stainless steel
wear ring

Thrust Pads – Proprietary spec.

Shaft and coupling – Stainless steel
300 grade

Intake – Engineered composite

Intake Screen – Polypropylene

Jacketed Cord – 600 Volt "SOOW"
or 300 Volt "SJOW" jacketed 10' leads
(2-wire with ground); optional 20', 30', 50'
and 100' lengths available

FEATURES

Proven "Floating Impeller" Staging System – Incorporates 1st-in-class performance, sand handling and thrust management staging system with the industry exclusive "dry-run" design element. Reinforced engineered composites and stainless steel, offering high resistance to corrosion and abrasion.

Discharge – Tested-tough, fiberglass-reinforced thermoplastic, with proven internal check valve. Large wrench flats and rope hole.

Shell – Stainless steel pump shell offers high corrosion resistance.

Shaft – Hexagonal 3/8", 300-grade stainless steel pump shaft; offers generous impeller drive surfaces.

Shaft Bearing – Exclusive self-lubricating Nylatron bearing resists wear surface from sand.

Motor Bracket – Tested-tough, fiberglass-reinforced thermoplastic; incorporates an integral suction screen.

In order to provide the best products possible, specifications are subject to change.

STA-RITE® ST.E.P Plus Series

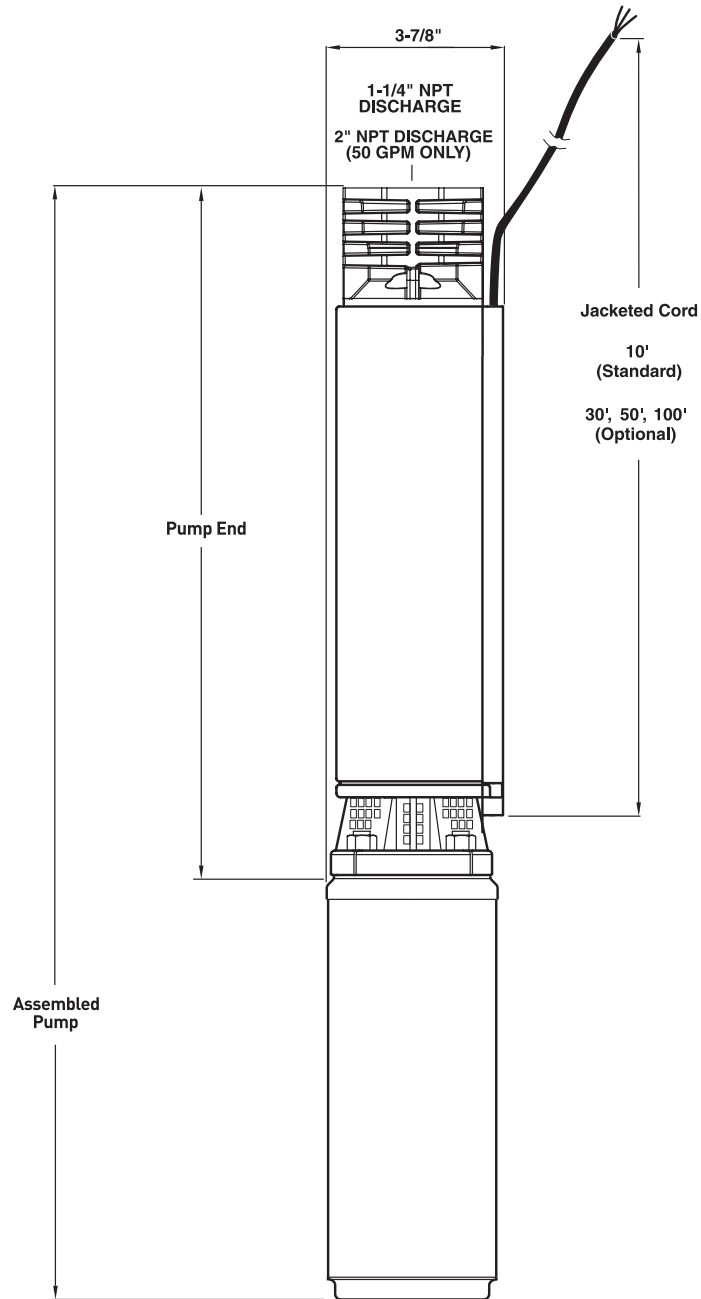
4" high-head multi-stage submersible effluent pumps

ORDERING INFORMATION								
CATALOG NUMBER	HP	STAGES	MAX. LOAD AMPS	VOLTS	PHASE/ CYCLES	CORD LENGTH	PUMP END LENGTH	PUMP + MOTOR LENGTH
STEP10	1/2	7	12.0	115	1/60	10'	13"	21-1/2"
STEP10X100FT-05121	1/2	7	12.0	115	1/60	100'	13"	21-1/2"
STEP10X30FT	1/2	7	12.0	115	1/60	30'	13"	21-1/2"
STEP10X50FT	1/2	7	12.0	115	1/60	50'	13"	21-1/2"
STEP20	1/2	5	12.0	115	1/60	10'	13-1/4"	22-1/4"
STEP20X30FT	1/2	5	12.0	115	1/60	30'	13-1/4"	22-1/4"
STEP20X50FT	1/2	5	12.0	115	1/60	50'	13-1/4"	22-1/4"
STEP30-05121	1/2	3	9.5	115	1/60	10'	11-1/2"	22-1/2"
STEP30X30-05121	1/2	3	12.0	115	1/60	30'	11-1/2"	22-1/2"
STEP30X50-05121	1/2	3	12.0	115	1/60	50'	11-1/2"	22-1/2"
STEP30-05221	1/2	3	4.7	230	1/60	10'	11-1/2"	22-1/2"
STEP30X100-05221	1/2	3	4.7	230	1/60	100'	11-1/2"	22-1/2"
STEP30X30-05221	1/2	3	4.7	230	1/60	30'	11-1/2"	22-1/2"
STEP30X50-05221	1/2	3	4.7	230	1/60	50'	11-1/2"	22-1/2"
STEP30-10221	1	5	9.1	230	1/60	10'	14"	27-1/2"
STEP30X100-10221	1	5	9.1	230	1/60	100'	14"	27-1/2"
STEP30X30-10221	1	5	9.1	230	1/60	30'	14"	27-1/2"
STEP30X50-10221	1	5	9.1	230	1/60	50'	14"	27-1/2"
STEP30-15221	1-1/2	6	11.0	230	1/60	10'	15-1/4"	30-1/4"
STEP30X100-15221	1-1/2	6	11.0	230	1/60	100'	15-1/4"	30-1/4"
STEP30X30-15221	1-1/2	6	11.0	230	1/60	30'	15-1/4"	30-1/4"
STEP30X50-15221	1-1/2	6	11.0	230	1/60	50'	15-1/4"	30-1/4"
STEP50-05121	1/2	2	9.1	115	1/60	10'	11-1/4"	21-1/2"
STEP50-05221	1/2	2	9.1	230	1/60	10'	11-1/4"	21-1/2"
STEP50-10221	1	3	9.1	230	1/60	10'	13-1/4"	26-3/4"
STEP50X100FT-10221	1	3	9.1	230	1/60	100'	13-1/4"	26-3/4"
STEP50X30FT-10221	1	3	9.1	230	1/60	30'	13-1/4"	26-3/4"
STEP50X50FT-10221	1	3	9.1	230	1/60	50'	13-1/4"	26-3/4"
STEP50-15221	1-1/2	4	11.0	230	1/60	10'	15-1/4"	30-1/4"
STEP50X100FT-15221	1-1/2	4	11.0	230	1/60	100'	15-1/4"	30-1/4"
STEP50X30FT-15221	1-1/2	4	11.0	230	1/60	30'	15-1/4"	30-1/4"
STEP50X50FT-15221	1-1/2	4	11.0	230	1/60	50'	15-1/4"	30-1/4"

STA-RITE® ST.E.P Plus Series

4" high-head multi-stage submersible effluent pumps

OUTLINE DIMENSIONS

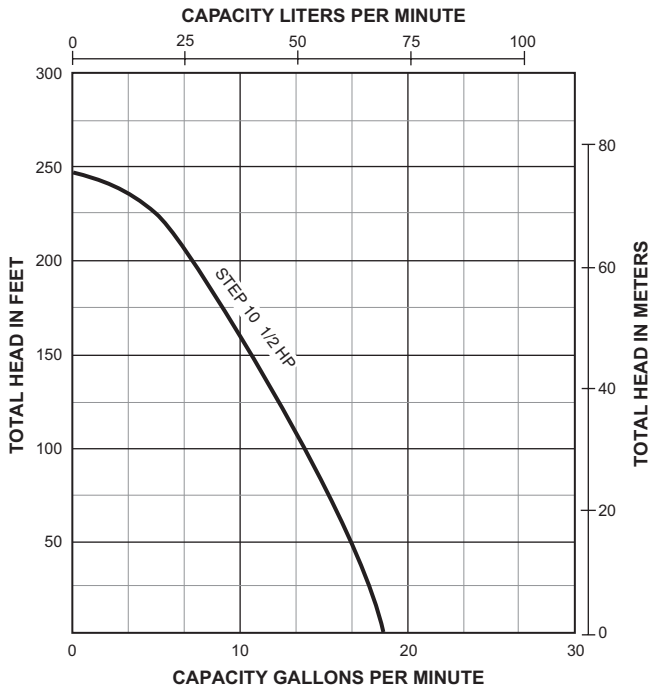


Dimensions (in inches) are for estimating purposes only.

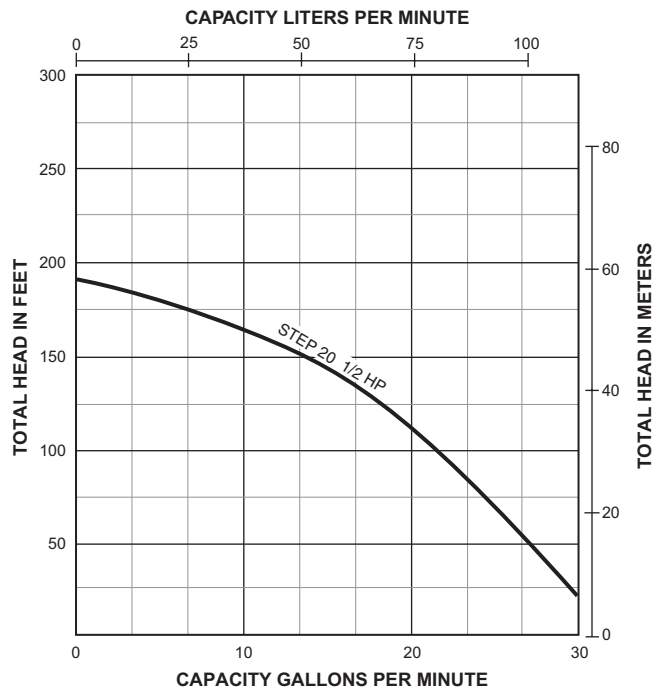
STA-RITE® ST.E.P Plus Series

4" high-head multi-stage submersible effluent pumps

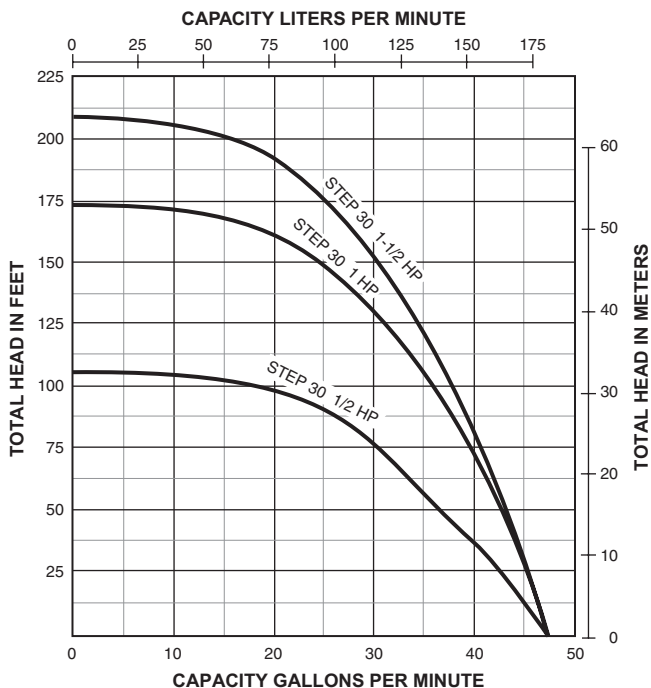
PUMP PERFORMANCE - 10 GPM



PUMP PERFORMANCE - 20 GPM



PUMP PERFORMANCE - 30 GPM



PUMP PERFORMANCE - 50 GPM

