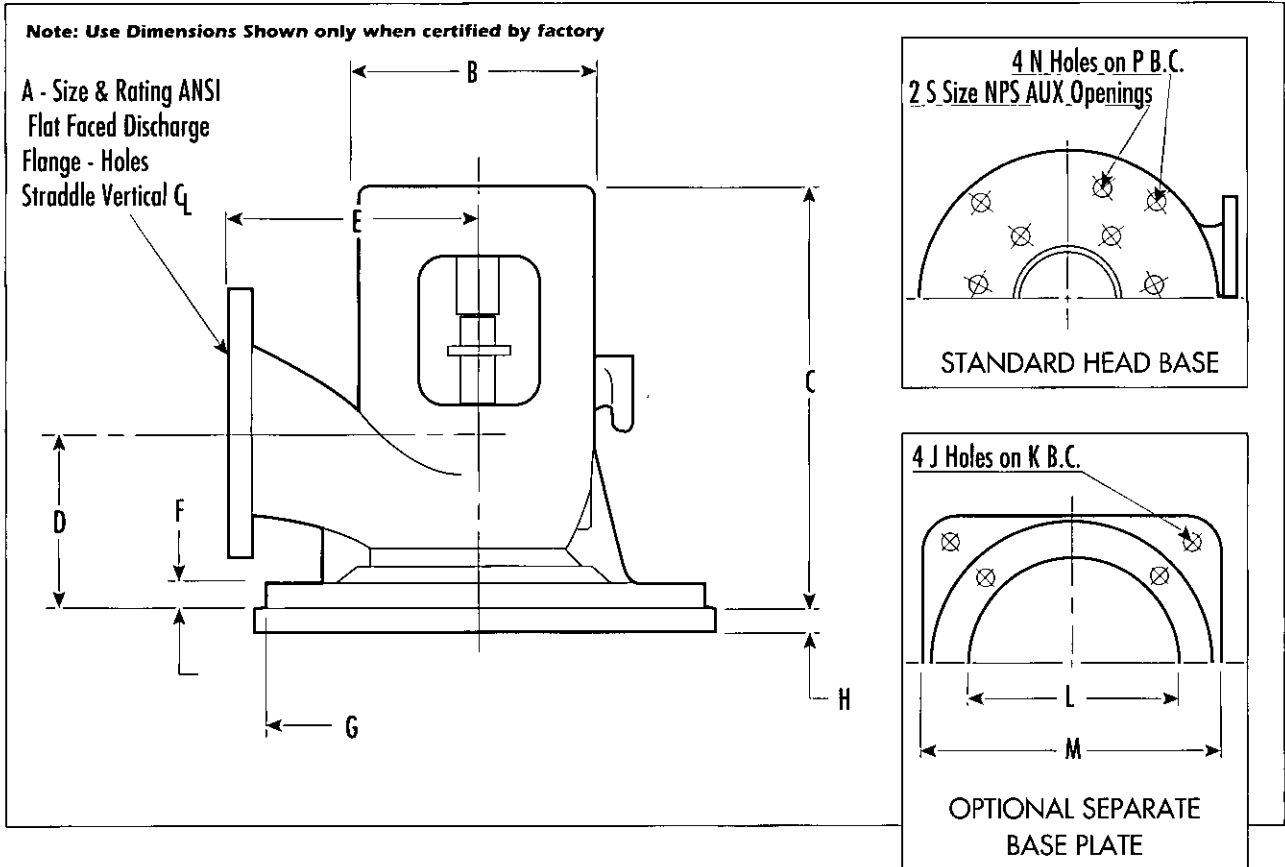


**ENGINEERING data**  
**DISCHARGE HEAD**

**CAST IRON - SDH HEAD 4" - 12"**



**All Dimensions in Inches**

MODEL	A		B	C	D	E	F	G	H	J	K	L	M	STANDARD		(1) 125	
	125	250												N	P	R	S
SDH412	4	4	10,12	16-1/2	6	9	3/4	16	1-1/2	3/4	18-1/4	11-1/4	16-1/4	3/4	14-1/4	10	1/2
SDH612	6	6	10,12	21-1/2	7	11-1/2	1	21	1-1/2	1	24-1/4	14-1/2	21-1/4	3/4	18-3/4	14	3/4
SDH616	6	6	16.5	20	7	11-1/2	3/4	21	1-1/2	1	24-1/4	14-1/2	21-1/4	3/4	18-3/4	14	3/4
SDH812	8	8	10,12	21-1/2	8-1/2	13	1-1/8	23-1/2	2	1	27-1/4	16 1/2	23-3/4	7/8	21-1/4	16	3/4
SDH816	8	8	16.5	22	8-1/2	13	7/8	23-1/2	2	1	27-1/4	16-1/2	23-3/4	7/8	21-1/4	16	3/4
SDH1018	10	10	16.5,20	25	11	15	1-1/4	27-1/2	2	1-1/8	31-1/2	20-1/2	27-3/4	7/8	25	20	1
SDH1225	12	12	24.5	26	11-1/2	17	1-1/8	32	2	1-1/8	37	24-1/2	32-1/4	7/8	29-1/2	24	1

(1) Base may be drilled to match "R" size 125 lb flange.

**LAYNE & BOWLER**

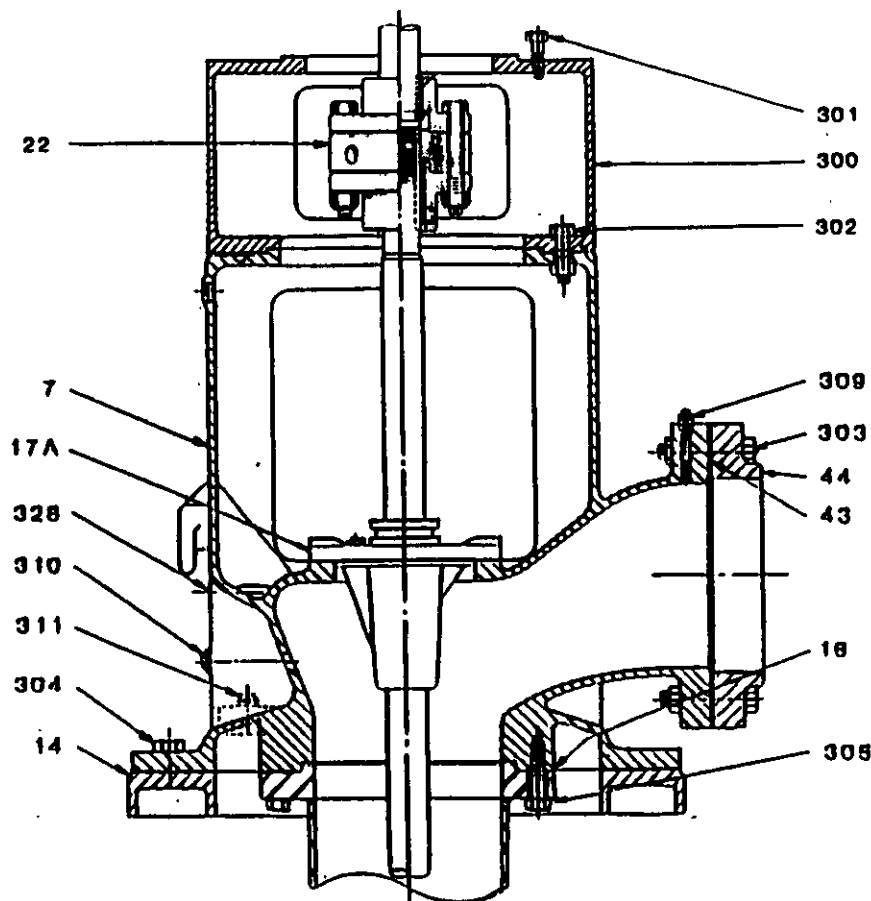
A DIVISION OF THE HARLEY COMPANY  
MEMPHIS, TENNESSEE 38109

**INSTALLATION PLAN  
TYPE DISCHARGE HEAD**

DWG NO: \_\_\_\_\_

BY: \_\_\_\_\_

DATE \_\_\_\_\_



ITEM NO	PART NAME	MATERIAL	
		STD	OPT
7A	DISCHARGE HEAD ASSEMBLY	-----	
6	WATER SLINGER	RUBBER	
7	DISCHARGE HEAD	C.I. CL 30	
14	BASE PLATE	C.I. CL 30	
18	GASKET, TOP COL FLG/HEAD	NON-ASB	
17A	STUFFNG BOX ASSEMBLY	SEE DWG NO	
22	HEAD COUPLING	SEE DWG NO	
43	GASKET, COMP FLG/HEAD	NON-ASB	
44	COMPANION FLANGE	CAST IRON	
300	HEAD SPACER	C.I. CL 30	
301	CAP SCREW, DRIVER/SPACER	CAR STL	
302	FASTENER, SPACER/HEAD	CAR STL	
303	FASTENER, COMP FLG/HEAD	CAR STL	
304	CAP SCREW, HEAD/B-P	CAR STL	
305	CAP SCREW, TOP COL FLG/HEAD	CAR STL	
309	PLUG, GAUGE CONN-1/4" NPT	CAST IRON	
310	PLUG, PRE-LUBE CONN-3/4" NPT	CAST IRON	
311	PLUG, AUX OPENING (2)	CAST IRON	
328	DRAIN CONN, 3/4" NPT		

● OPTIONAL - FURNISHED ONLY WHEN SPECIFIED

**LAYNE & BOWLER**

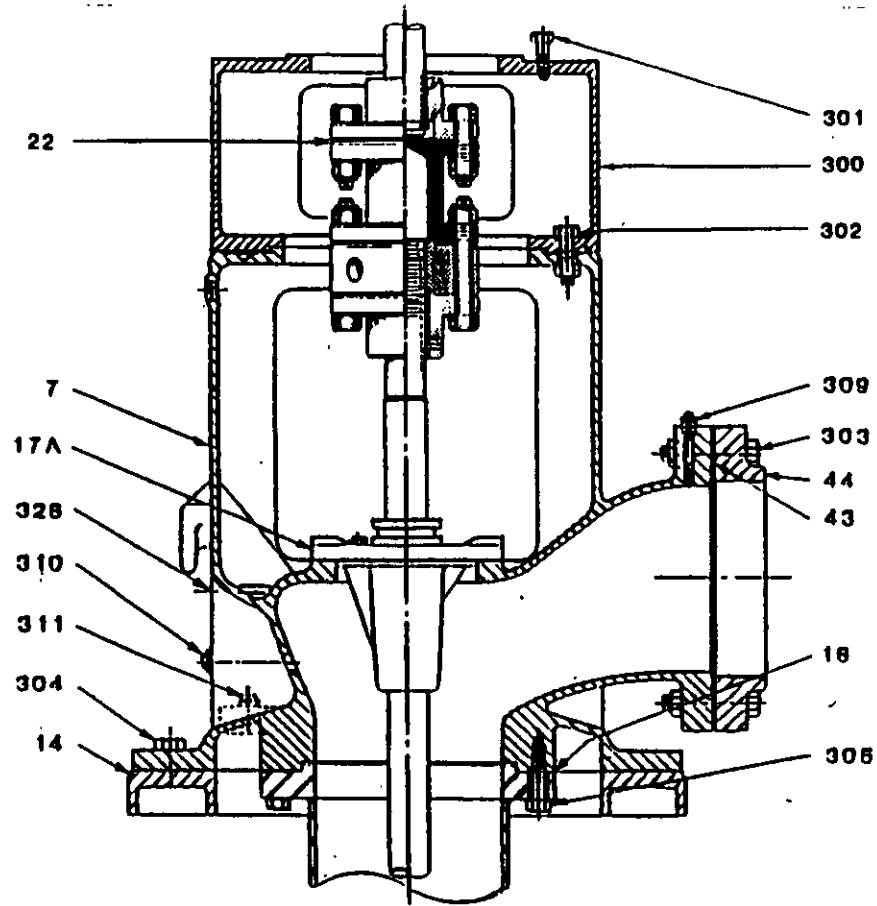
A DIVISION OF THE HARLEY COMPANY  
MEMPHIS, TENNESSEE 38108

**INSTALLATION PLAN  
TYPE DISCHARGE HEAD**

DWG NO \_\_\_\_\_

BY: \_\_\_\_\_

DATE \_\_\_\_\_



ITEM NO	PART NAME	MATERIAL	
		STD	OPT
7A	DISCHARGE HEAD ASSEMBLY	-----	
6	WATER SLINGER	RUBBER	
7	DISCHARGE HEAD	C.I. CL 30	
● 14	BASE PLATE	C.I. CL 30	
18	GASKET, TOP COL FLG/HEAD	NON-ASB	
17A	STUFFNG BOX ASSEMBLY	SEE DWG NO	
22	HEAD COUPLING	SEE DWG NO	
● 43	GASKET, COMP FLG/HEAD	NON-ASB	
● 44	COMPANION FLANGE	CAST IRON	
300	HEAD SPACER	C.I. CL 30	
301	CAP SCREW, DRIVER/SPACER	CAR STL	
302	FASTENER, SPACER/HEAD	CAR STL	
● 303	FASTENER, COMP FLG/HEAD	CAR STL	
● 304	CAP SCREW, HEAD/B-P	CAR STL	
305	CAP SCREW, TOP COL FLG/HEAD	CAR STL	
309	PLUG, GAUGE CONN-1/4" NPT	CAST IRON	
310	PLUG, PRE-LUBE CONN-3/4" NPT	CAST IRON	
311	PLUG, AUX OPENING (2)	CAST IRON	
328	DRAIN CONN, 3/4" NPT		

● OPTIONAL - FURNISHED ONLY WHEN SPECIFIED

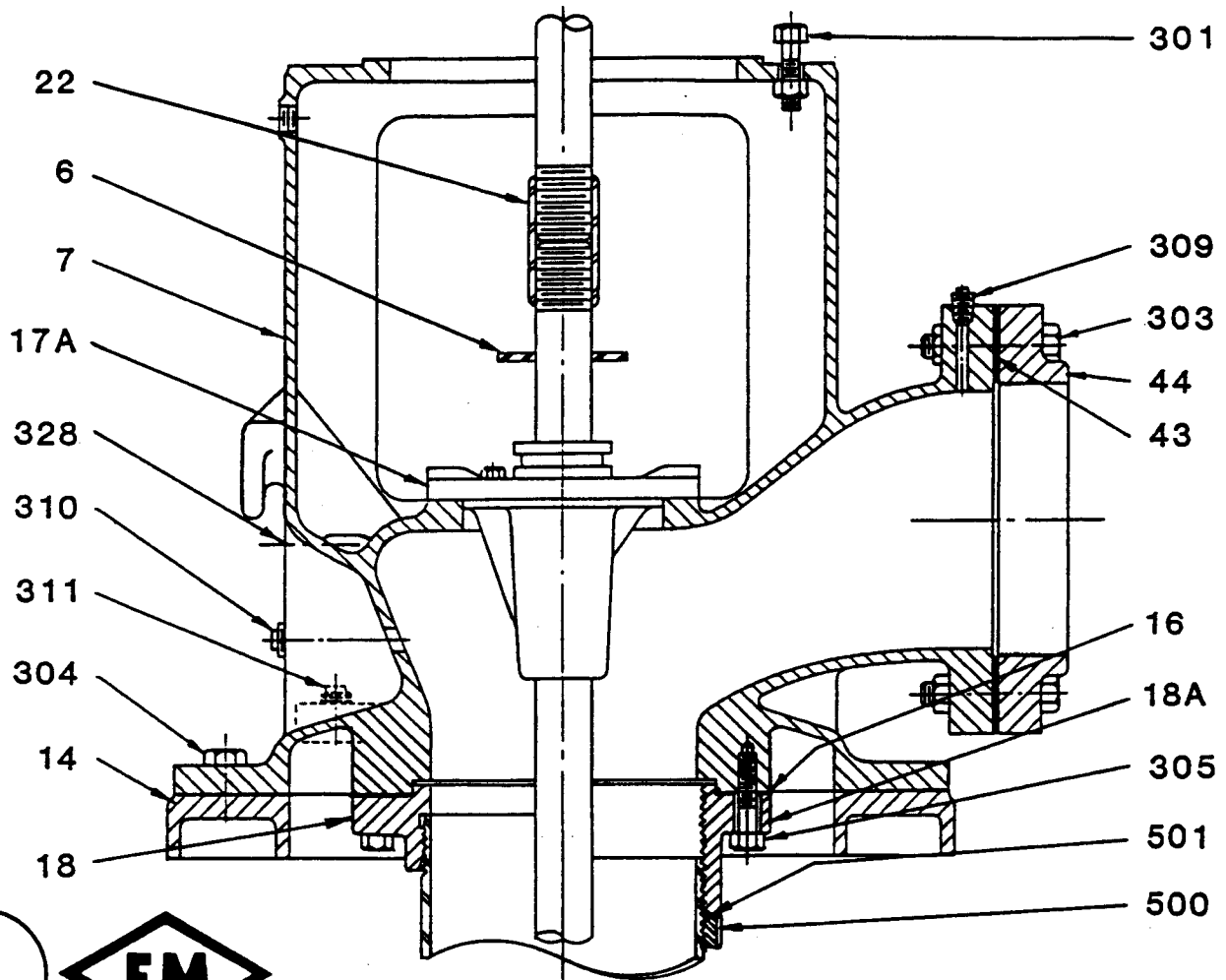


A Massey Company  
**LAYNE & BOWLER, INC.**  
 MEMPHIS, TENN. 38108

**SECTIONAL DRAWING**  
**SDH HEAD DISCHARGE HEAD**  
**OPEN LINE SHAFT**  
**W/BUTT OR ADJ TOP COL FLG**

DWG NO: \_\_\_\_\_

DATE: \_\_\_\_\_



APPROVED

ITEM NO	PART NAME	MATERIAL	
		STD	OPT
7A	DISCHARGE HEAD ASSEMBLY	----	
6	WATER SLINGER	RUBBER	
7	DISCHARGE HEAD	C.I. CL 30	
14	BASE PLATE	C.I. CL 30	
16	GASKET, TOP COL FLG/HEAD	NON-ASB	
17A	STUFFING BOX ASSEMBLY	SEE DWG NO _____	
18	TOP COL FLANGE, BUTT	C.I. CL 30	
18A	TOP COL FLANGE, ADJUSTABLE	DUCTILE C.I.	
22	HEAD COUPLING	CAR STL	
43	GASKET, COMP FLG/HEAD	NON-ASB	
44	COMPANION FLANGE	CAST IRON	
301	FASTENER, DRIVER/HEAD	CAR STL	
303	FASTENER, COMP FLG/HEAD	CAR STL	
304	CAP SCREW, HEAD/B-P	CAR STL	
305	CAP SCREW, TOP COL FLG/HEAD	CAR STL	
309	PLUG, GAUGE CONN-1/4" NPT	CAST IRON	
310	PLUG, PRE-LUBE CONN-3/4" NPT	CAST IRON	
311	PLUG, AUX OPENING (2)	CAST IRON	
328	DRAIN CONN, 3/4" NPT		
500	PACKING RING	C.I. CL 30	
501	LAMPWICK PACKING	----	

● OPTIONAL - FURNISHED ONLY WHEN SPECIFIED