

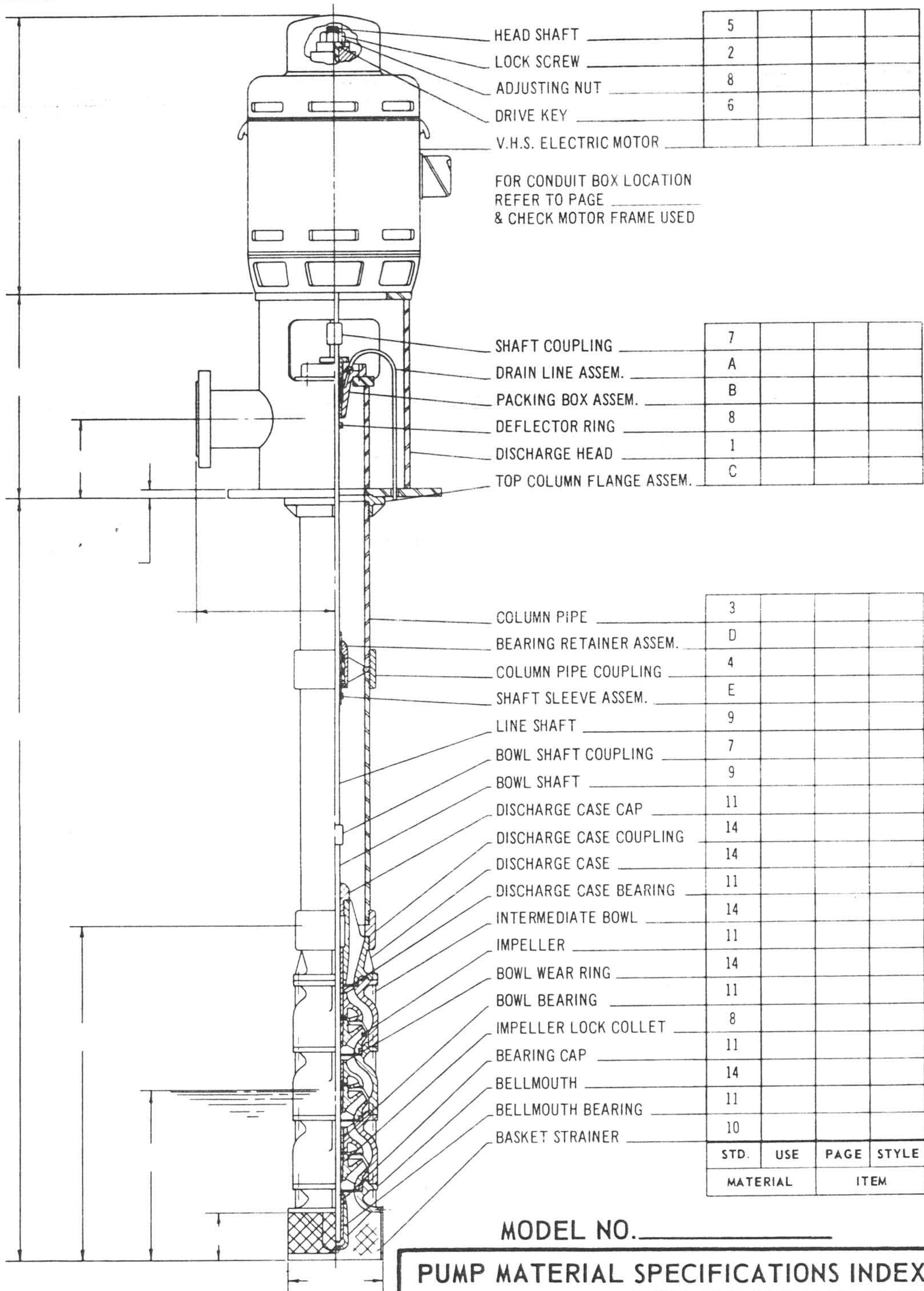


Verli-Line PUMP



PAGE 516
DATE 11/30/68
9/15/68

OPEN LINESHAFT - THREADED COLUMN



HEAD SHAFT	5			
LOCK SCREW	2			
ADJUSTING NUT	8			
DRIVE KEY	6			
V.H.S. ELECTRIC MOTOR				

FOR CONDUIT BOX LOCATION
REFER TO PAGE _____
& CHECK MOTOR FRAME USED

SHAFT COUPLING	7			
DRAIN LINE ASSEM.	A			
PACKING BOX ASSEM.	B			
DEFLECTOR RING	8			
DISCHARGE HEAD	1			
TOP COLUMN FLANGE ASSEM.	C			

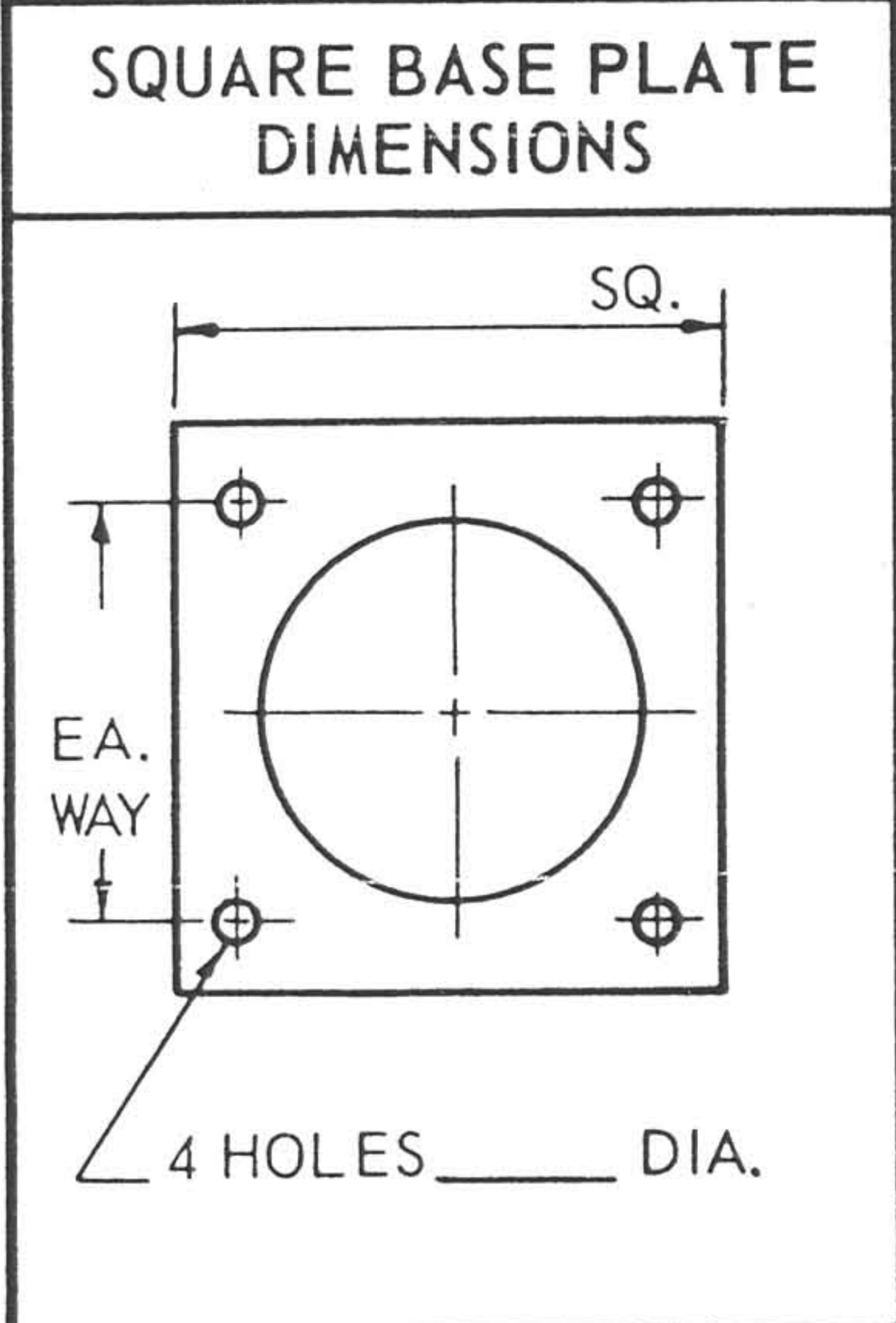
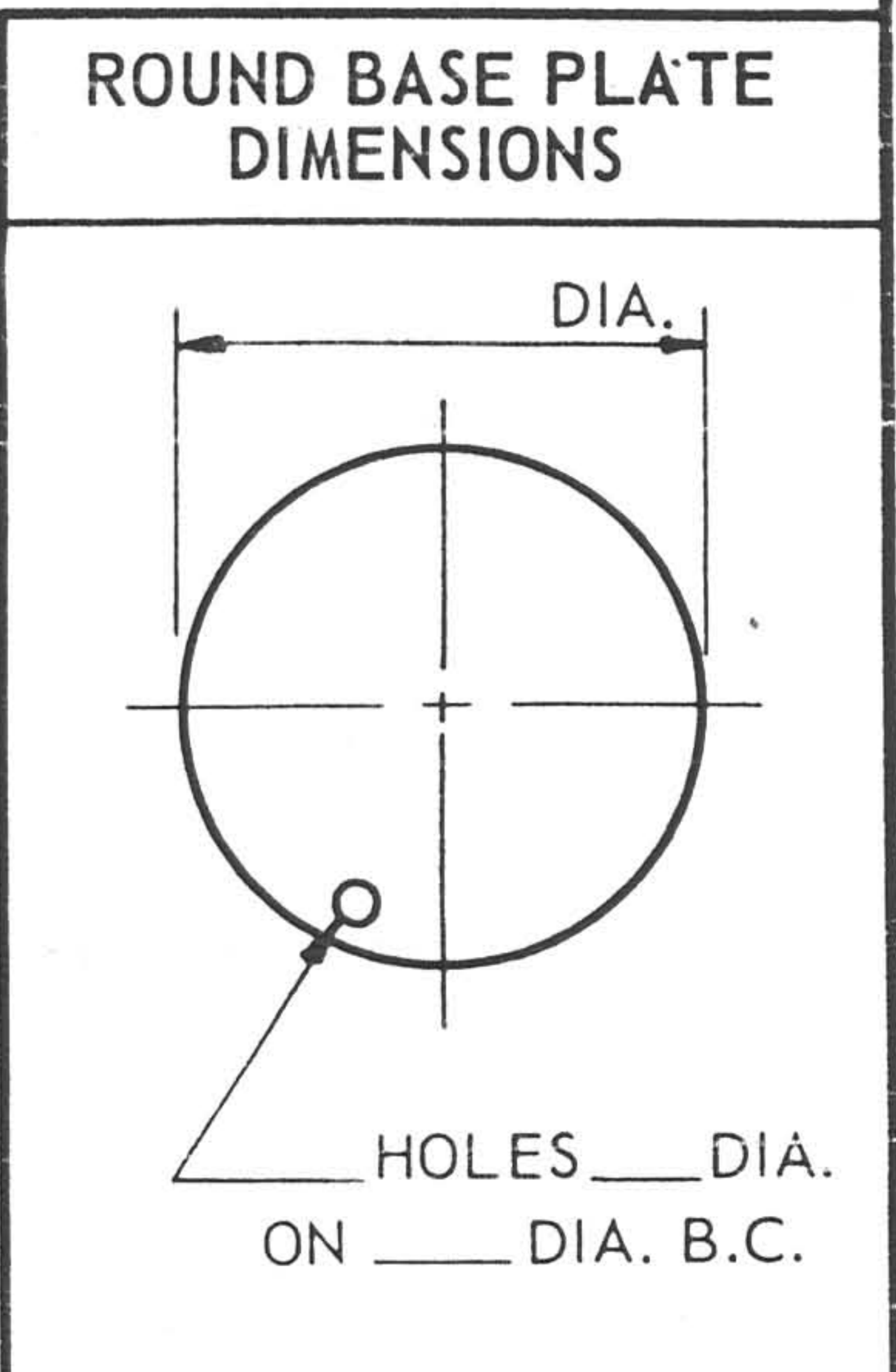
COLUMN PIPE	3			
BEARING RETAINER ASSEM.	D			
COLUMN PIPE COUPLING	4			
SHAFT SLEEVE ASSEM.	E			
LINE SHAFT	9			
BOWL SHAFT COUPLING	7			
BOWL SHAFT	9			
DISCHARGE CASE CAP	11			
DISCHARGE CASE COUPLING	14			
DISCHARGE CASE	14			
DISCHARGE CASE BEARING	11			
INTERMEDIATE BOWL	14			
IMPELLER	11			
BOWL WEAR RING	14			
BOWL BEARING	11			
IMPELLER LOCK COLLET	8			
BEARING CAP	11			
BELLMOUTH	14			
BELLMOUTH BEARING	11			
BASKET STRAINER	10			
STD.	USE	PAGE	STYLE	
MATERIAL		ITEM		

MODEL NO. _____

PUMP MATERIAL SPECIFICATIONS INDEX

1	Steel ASTM A 7	7	Steel SAE 1144	13	Neoprene	19	A	Refer to page
2	Steel SAE 1018 GR 2	8	Steel SAE 1113	14	Moly Iron Class 35	20	B	Refer to page
3	Steel ASA A120 GR B	9	Steel AISI 416	15		21	C	Refer to page
4	Steel ASTM A 107	10	Coated Steel	16		22	D	Refer to page
5	Steel SAE 1045	11	Bronze SAE 40	17		23	E	Refer to page
6	Steel SAE 1019	12	Rubber	18		24	F	Refer to page

SEE PUMP MATERIAL SPECIFICATION INDEX BELOW



NOTE:
USE CERTIFICATION OR APPROVAL STAMP ON REVERSE SIDE.

FLAT FACE DISCHARGE FLANGE AVAILABLE ONLY WHEN REQUESTED.

LAYNE & BOWLER PUMP COMPANY

CITY OF INDUSTRY, CALIFORNIA (GREATER LOS ANGELES) PUENTE AVENUE AT VALLEY BOULEVARD ZIP MAIL -> BOX 1300, LA PUENTE, CALIFORNIA 91747

CUST. _____ L & B QUOTE (or order) NO. _____
 _____ NO. _____ SPEC. _____ ITEM. _____
 USER _____ TOTAL LGTH. _____ TOTAL WT. _____
 _____ NO. _____ BY _____ DATE _____