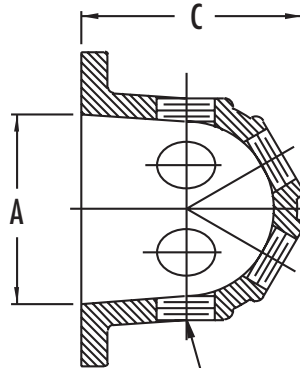


AURORA® FIRE PUMPS

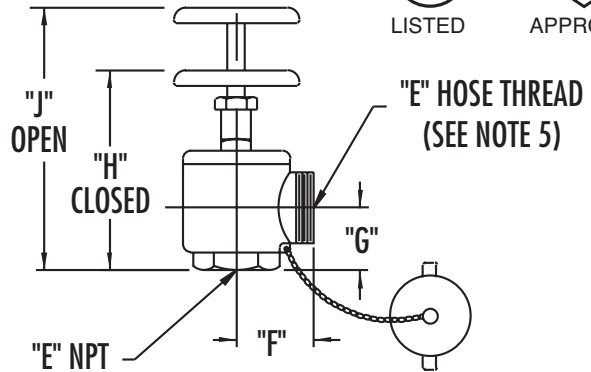
OPTION 75 - TEST MANIFOLD
 OPTION 76 - HOSE VALVES
 OPTION 77 - BALL DRIP VALVE

Date **September 2013**

Supersedes Section 916 Page 203
 Dated May 2004



QTY "B" SIZE "D" PIPE TAPS FOR HOSE VALVES



OPTION 75 - TEST MANIFOLD	
STD. 125# ASA FLANGES	OPT. 250# ASA FLANGES

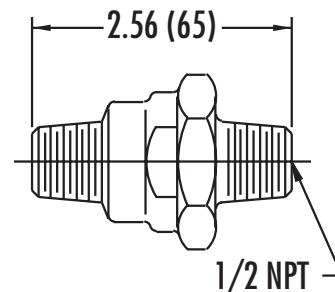
VALVE SIZE "E"	"F"	"G"	"H"	"J"
1-1/2	2.25 (57)	2.00 (51)	6.50 (165)	7.50 (191)
2-1/2	3.5 (89)	2.75 (70)	9.50 (241)	11.00 (297)

OPTION 76 - HOSE VALVE(S)	
WITH CAPS AND CHAINS	WITHOUT CAPS AND CHAINS

PUMP RATING G.P.M.	50	100 150 200	250 300	400 450 500	750	1000	1250 1500 2000	2500	3000	3500	4000 4500	5000
"A" MANIFOLD SUPPLY SIZE	1.5"	2.5"	3"	4"	6"	6"	8"	10"	10"	12"	12"	12"
"B"	1	1	1	2	3	4	6	8	12	12	16	20
"C"	1.00 (25)	1.13 (29)	1.31 (33)	8.50 (216)	10.62 (270)	10.62 (270)	11.75 (298)	12.50 (318)	25.63 (651)	31.63 (803)	31.63 (803)	43.75 (1111)
"D"	1-1/2	2-1/2	2-1/2	2-1/2	2-1/2	2-1/2	2-1/2	2-1/2	2-1/2	2-1/2	2-1/2	2-1/2

NOTES:

- Dimensions are in inches (mm) and may vary $\pm 1/4$ (6).
- Components shown are shipped loose for field installation and assembly.
- Manifold supply size "A" and the number of hose valves ("B") meets or exceeds the minimums specified by N.F.P.A. 20 for the pump ratings indicated.
- Manifolds for 3000 through 5000 GPM ratings consist of multiple sections and may require support (by others).
- 1-1/2" Hose valves furnished with 1-1/2" National Standard Fire Hose Thread: 1.9900 (50.55) O.D. (max.), 6 threads per inch. 2-1/2" Hose valves are furnished with 2-1/2" National Standard Fire Hose Thread: 3.0686 (77.94) O.D. (max.), 7-1/2 threads per inch. Refer to factory for other thread conventions or adaptors.



OPTION 77 - BALL DRIP VALVE

Designed to drain a branch line leading to an outside test manifold where danger of freezing exists. Opens at zero flow.