



CENTRIFUGAL PUMPS, KITS, PARTS, AND ACCESSORIES

U.S. JANUARY 2025 LIST PRICES

B13323BK-P • EFFECTIVE: JANUARY 1, 2025 • SUPERSEDES ALL PREVIOUS PRICE LISTS

TABLE OF CONTENTS

DESCRIPTION	PAGE	DESCRIPTION	PAGE
General Information		Type "B" SAE Engine Mount - For Flywheel Housings	
Ordering Information	2	SAE Centrifugal	
Certified Pump Testing	3	Z Series 9" Nominal Impeller Diameter	25
Pump Model Nomenclature	4	E Series 10" Nominal Impeller Diameter	26
		G Series 12" Nominal Impeller Diameter	26
Small Centrifugals		J Series 13" Nominal Impeller Diameter	27
SSCX Stainless Steel Centrifugal Pumps	5	EX Series 15" Nominal Impeller Diameter	28
"C" Single-Stage Motor Drive	5	XT Series 15.5" Nominal Impeller Diameter	28
SSHM-2 Horizontal Multi-Stage Pumps	5	EY Series 18" Nominal Impeller Diameter	28
End Gun Booster Pumps	5	SAE Self-Priming	29
Type "B" Closed Coupled Centrifugals		SAE Flywheel Couplings	29
Electric Motor Drive		Type "B" Air Cooled (Gas) Pumps	
T Series 6" Nominal Impeller Diameter	6-8	Air-Cooled Engine Drives - End Suction	310
W Series 7" Nominal Impeller Diameter	8	Air-Cooled Engine Drives - Self-Priming	30
Z Series 9" Nominal Impeller Diameter	9-11	Accessories	
E Series 10" Nominal Impeller Diameter	12-13	Flange Kits and Impeller Cutting Charges	31
G Series 12" Nominal Impeller Diameter	14	Discharge Primary Valves	31
J Series 13" Nominal Impeller Diameter	15-16	B-Line Kits	52-47
EX Series 15", EY Series 18" Nominal Impeller Diameter	17	C Series Kits	47
Electric Self Priming	17	Replacement Parts	46-65
Standard Motor Adders	18		
Seal Adders	18		
Electric Motor Drive Replacement Motors	19-20		
Type "B" Frame Mount			
Hydraulic, Belt and Coupling Drives	21		
Z Series 9" Nominal Impeller Diameter	22		
E Series 10" Nominal Impeller Diameter	23		
G Series 12" Nominal Impeller Diameter	23		
J Series 13" Nominal Impeller Diameter	24		
EX Series 15" Nominal Impeller Diameter	24		
EY Series 18" Nominal Impeller Diameter	24		
Self-Priming	24		

ALL TAXES EXTRA. ALL PRICES F.O.B. FACTORY. LIST PRICES SHOWN IN U.S. DOLLARS.
 PRICES SUBJECT TO CHANGE WITHOUT NOTICE. WE RESERVE THE RIGHT TO CORRECT PRICING ERRORS.

The following information is required with each order.

1. Pump Model Number
2. Motor Horsepower
3. Catalog Number
4. Impeller Diameter
5. Required Flow Rate, Head and RPM
6. Optional Flow Rate, Head and RPM

CONNECTION OPENINGS – Suction and Discharge openings are NPT tapped for standard pipe, or faced and drilled per ANSI B16.1, class 125 for standard flanges as indicated. Maximum working pressure for class 30 cast iron, per ANSI B16.1, is 175 PSI unless otherwise stated on pump curve. List price for cast iron companion flanges includes threaded flange for standard pipe, gaskets, bolts and nuts, and can be found on page 58.

PRICES INCLUDE – Assembled pump and motor.

Motor Voltages

Single-phase motors showing both 115 and 230 volts, and three-phase motors showing both 230 and 460 volts as standard, are reconnectable for either voltage, 230 volt motors WILL NOT operate on 208 volt systems. For 208 volt systems, order 200 volt motor.

**200V motors subject to additional charges.

PUMP CASES – All pump cases are cast iron.

BRACKETS – All brackets are cast iron.

IMPELLERS – Cast iron and bronze (see price sheet). Pricing for special impeller trims is listed on page 58.

SHAFT SEALS – Seal materials are ceramic carbon, Buna-N, and 300 Series stainless steel generally suitable for water to 200°F. All models ending with the letter “S” are fitted with mechanical shaft seal. Special seals may be available, consult factory. Stuffing box is standard on all other models.

PACKING – Fiber-metallic packing is used in stuffing box models. For special pumping applications (liquids other than water), consult factory.

WEAR RINGS – All wear rings are bronze.

BASIC PUMP AND MOTOR – Pump end and bracket assembled on standard horizontal close-coupled motor.

BERKELEY® reserves the right to use the motor manufacturer of its choice. Units specified (ordered) with specific motor manufacturer maybe subject to additional charges and lead times.

Consult factory for TEFC motors not listed on price sheets. Part-wind start motors are available. Consult factory for delivery times.

HP	Phase	115V	200V**	230V	460V	575V
1 thru 1-1/2	1	available	available	standard	refer to factory	
2 thru 10	1	N/A	available	standard	refer to factory	
1 thru 40	3	N/A	available	standard	standard	available
50 thru 200	3	N/A	N/A	refer to factory	standard	available

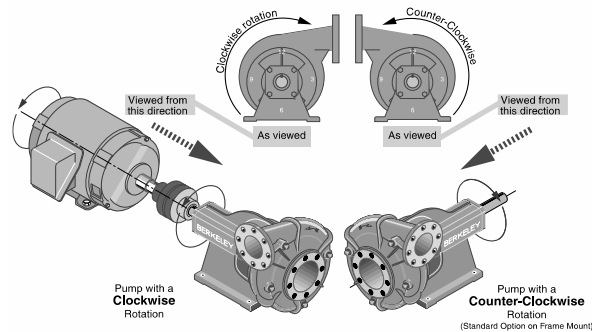
SHAFT SLEEVES – All shaft sleeves are stainless steel.









SPECIAL CONSTRUCTION AND MATERIALS

ALL IRON – List price additions for all-iron construction include cast iron bracket, cast iron case, cast iron impeller, packing gland, cast iron wear ring (where used), stainless steel shaft sleeve, and corrosion-resistant bolts, nuts and capscrews.

ACCESSORIES – Items of equipment frequently required to complete the pump installation may be ordered separately from sections of the catalog accessories.

VOLUTE ORIENTATION



Rotation	Volute Orientation (viewed from driver end of pump)			
Clockwise				
	T1	T2 (Default)	T3	T4
Counterclockwise (Std. option on frame mount)				



CERTIFIED PUMP TESTING
Electric Motor Drive Centrifugal Pumps

Performance Tests		Net Price
Part Number	Description	
CTEST01	Non-Witnessed Performance Test with no NPSH	\$1,550 NET
CTEST02	Customer Witnessed Performance Test with no NPSH Test	\$1,850 NET
CTEST03	Non-Witnessed Performance with 1 Point NPSH Test	\$1,800 NET
CTEST04	Customer Witnessed Performance with 1 Point NPSH Test	\$2,100 NET
CTEST05	Non-Witnessed Certified Hydrostatic Test	\$1,675 NET
CTEST06	Witnessed Certified Hydrostatic Test	\$1,975 NET

NOTES:

- Certified tests shall be factory laboratory tests conducted in accordance with the edition of ANSI/HI 14.6 test standards. Test will be evaluated to Level 2B requirements.
- If the measured performance is within -3% to +5% of the published rating point or the customer specified rating point, the pump will be shipped along with the documentation.
- The factory reserves the right to modify the impeller diameter in order to meet the published or customer specified rating point.
- Head Capacity at the pump casing discharge and amperage draw by the motor will be provided on the certified performance curve.
- Power available for testing is 230/1/60, 230/460/3/60, 600/3/60. Customer's power requirements must match factory's power available. Pumps will be tested at synchronous motor speed.
- All pumps are NPSH tested using vacuum tank suppression.
- For certified testing of frame mount, SAE and air-cooled engine drive pumps, please contact factory.
- Pump will be shipped to location specified on Customer Purchase Order within 24-48 hours from testing completion in Pentair Delavan Lab and receipt of customer approval of test results. Pump(s) will not be held in Lab after this period. A copy of the pump tests will be provided to the fax number on the Customer's Purchase Order.

Small Centrifugals

Series	HP	RPM (nominal)	Shaft Seal	Impeller Material	Casing Connection	Motor	Catalog Number		Weight (lbs)
SSCX	0.5	3600	Mechanical	Noryl	NPT	ODP 1 phase	B78635	\$1,494	29
						ODP 3 phase	B78636	1,532	29
						TEFC 1 phase	B78647	1,920	32
						TEFC 3 phase	B78648	1,950	32
	0.75					ODP 1 phase	B78637	1,626	38
						ODP 3 phase	B78638	3,337	38
						TEFC 1 phase	B78649	2,048	41
						TEFC 3 phase	B78650	2,147	41

The standard mechanical seal in a SSCX series pump with a Noryl impeller is BUNA-Carbon/Ceramic. The casing uses a BUNA o-ring to seal the pumping chamber. Use the mechanical seal options list below to upgrade your seal selection.

The standard mechanical seal in a SSCX series pump with a stainless steel impeller and ODP motor is Viton-Carbon/Ceramic. Use the mechanical seal options list below to upgrade your seal selection.

The standard mechanical seal in a SSCX series pump with a stainless steel impeller and TEFC motor is Viton-Silicon Carbide. No other options are available.

Mechanical Seal Options - Noryl impellers		ODP or TEFC motors	
Seal Faces	Elastomers - Mechanical Seal and Casing	List Price Adder	
Carbon/Ceramic	BUNA	included	
		\$130	
Carbon/Silicon Carbide	Viton	\$229	
Silicon Carbide/Silicon Carbide		\$344	

Mechanical Seal Options - stainless steel impellers		ODP	TEFC
Seal Faces	Elastomers - Mechanical Seal and Casing	List Price Adder	
Carbon/Ceramic		included	n/a
Carbon/Silicon Carbide	Viton	\$226	n/a
Silicon Carbide/Silicon Carbide		\$308	included

Important Note - the majority of the SSCX product offering was phased out in 2024. Some product is still available. Please contact Sales or Customer Service for any remaining product availability.

Series	HP	RPM (nominal)	Shaft Seal	Impeller Material	Casing Connection	ODP 1 phase		ODP 3 phase		Weight (lbs)
						Catalog Number	List Price	Catalog Number	List Price	
C-series - C1-1/4TPMS	3	3600	Mechanical	silicon bronze	NPT	B53602S	3,980	B53603S	3,957	55
C-series - C1-1/2TPMS						B59212S	4,266	B59213S	3,659	56
C-series - C2MPS						B53616S	4,150	B53617S	3,953	55

Series	HP	RPM (nominal)	Shaft Seal	Impeller Material	Casing Connection	ODP 1 phase		TEFC 3 phase		Weight (lbs)
						Catalog Number	List Price	Catalog Number	List Price	
SSHM-2 - 3 stage	2	3600	Mechanical	Noryl	NPT	B86073	2,891	B86074	3,294	95
SSHM-2 - 4 stage						B82456-01	3,036	B86239	30,657	95

End Gun Booster Pumps						TEFC 3 phase		Weight (lbs)
Series	HP	RPM (nominal)	Shaft Seal	Impeller Material	Casing Connection	Catalog Number	List Price	
C2MPS	2	3600	Mechanical	cast iron	NPT	B85475	4,762	68
C2MPS - no casing	2					B85475NV	3,994	65
C2MPS - stainless steel impeller	2			stainless steel		B85475SS	5,285	68
C2MPS - no casing, stainless steel impeller	2					B85475NVSS	4,461	65
B2TPMS	5			cast iron		B86282	9,604	135

Type "B" Close Coupled Centrifugals

Berkeley® B-series - "T" (6" nominal impeller diameter) - electric motor drive

Series (discharge x suction x impeller size & capacity)	HP	RPM	Shaft Seal	Impeller Material	Casing Connection	ODP 1 Phase		ODP 3 Phase		Weight (Lbs.)
						Catalog Number	List Price	Catalog Number	List Price	
B1-1/2TPL (1-1/2 x 2 x 6 L)	3	3600	Packing	Cast Iron	NPT	B53747-01	\$6,140	B51592-01	11,973	105
	5					B53748	7,014	B53749	6,386	145
B1-1/2TPLS (1-1/2 x 2 x 6 L)	3	3600	Mechanical	Cast Iron	NPT	B54493-01	5,615	B54497-01	5,406	105
	5					B54494	6,485	B54498	5,792	145
B1-1/2TPM (1-1/2 x 2 x 6 M)	5	3600	Packing	Cast Iron	NPT	B58143	7,055	B58144	12,891	145
	7.5					B58145	8,070	B58146	6,787	165
	10					B58147	9,148	B58148	7,693	220
	5			B74394		7,300	B74393	6,711	145	
	7.5			B74401		8,309	B74405	14,103	165	
	10			B74414		9,382	B74413	15,918	200	
B1-1/2TPMS (1-1/2 x 2 x 6 M)	5	3600	Mechanical	Cast Iron	NPT	B58083	6,532	B58084	5,840	145
	7.5					B58085	7,612	B58086	6,178	165
	10					B58087	8,686	B58088	7,182	200
	5			B74397		6,766	B74396	6,115	145	
	7.5			B74409		7,852	B74407	6,458	165	
	10			B74419		8,923	B74418	7,452	200	
B2TPM (2 x 2-1/2 x 6 M)	3	3600	Packing	Cast Iron	NPT	B53765	6,276	B51603	6,150	105
	5					B53766	7,156	B53768	6,554	145
	7.5					B53767	8,153	B53769	6,911	165
	10			B55576		9,309	B53770	7,869	200	
	15			N/A		B60219	8,774	210		
	3			B73843		6,357	B73844	6,371	105	
	5		B73848	7,430	B73849	6,786	145			
	7.5		B73853	16,716	B73857	7,136	165			
	10		B73861	9,542	B73862	8,146	200			
	3		B74443	6,548	B74444	6,413	105			
	5		B74447	7,400	B74448	6,823	145			
	7.5		B74451	8,402	B74454	7,179	165			
	10		B74457	9,542	B74458	8,146	200			
B2TPMS (2 x 2-1/2 x 6 M)	3	3600	Mechanical	Cast Iron	NPT	B54528	5,767	B54533	5,579	105
	5					B54529	6,649	B54534	5,983	145
	7.5					B54530	7,750	B54535	6,333	165
	10			B54648		8,820	B54536	7,346	200	
	15			N/A		B59526	8,575	210		
	3			B73864		6,015	B73865	11,683	105	
	5		B73867	6,896	B73868	12,511	145			
	7.5		B73870	7,991	B73872	6,612	165			
	10		B73876	9,059	B73877	7,606	200			
	3		B74460	6,015	B74461	5,842	105			
	5		B74463	6,896	B74464	6,256	145			
	7.5		B74466	15,981	B74468	6,612	165			
	10		B74471	9,059	B74472	7,606	200			
B2-1/2TPM (2-1/2 x 3 x 6 M)	3	3600	Packing	Cast Iron	NPT	B53793	6,420	B51620	6,265	105
	5					B53794	7,259	B53796	6,670	145
	7.5					B53795	8,370	B53797	7,024	165
	10					B55577	9,442	B53798	8,033	200
	15					N/A		B53799	8,719	205
B2-1/2TPM (2-1/2 x 3 x 6 M)	3	3600	Packing	Cast Iron	Flanged	B75939	6,394	B75940	6,265	105
	5					B75943	7,259	B75944	6,670	145
	7.5					B75947	8,370	B75950	7,024	165
	10					B75953	9,442	B75954	8,033	200
	15					N/A		B75957	17,438	205

N/A = Not Available

Type "B" Close Coupled Centrifugals

Berkeley® B-series - "T" (6" nominal impeller diameter) - electric motor drive

Series (discharge x suction x impeller size & capacity)	HP	RPM	Shaft Seal	Impeller Material	Casing Connection	ODP 1 Phase		ODP 3 Phase		Weight (Lbs.)			
						Catalog Number	List Price	Catalog Number	List Price				
B2-1/2TPMS (2-1/2 x 3 x 6 M)	3	3600	Mechanical	Cast Iron	NPT	B54562	\$5,904	B54570	\$5,721	105			
	5					B54563	13,558	B54571	6,124	145			
	7.5					B54564	7,887	B54572	12,952	165			
	10					B54650	8,965	B54573	7,500	200			
	15					N/A		B54574	8,182	205			
	3			Cast Iron	Flanged	B75968	5,904	B75969	5,721	105			
	5					B75971	6,779	B75972	6,124	145			
	7.5					B75974	7,887	B75976	6,476	165			
	10					B75979	8,965	B75980	7,500	200			
	15					N/A		B75983	8,182	205			
	3			Silicon Bronze	NPT	B73968	12,281	B73969	5,986	105			
	5					B73971	14,037	B73972	12,774	145			
	7.5					B73974	8,126	B73976	6,745	165			
	10					B73980	9,210	B73981	15,528	200			
	15					N/A		B73983	8,448	205			
10	Flanged	B74561	8,897	B74562	6,953	200							
B2-1/2TPMS (2-1/2 x 3 x 6 M)	1	1800	Mechanical	Cast Iron	NPT	B54559	4,024	B54567	4,032	100			
	1.5					B54560	4,283	B54568	4,189	110			
	2					B54561	4,542	B54569	4,349	110			
	1			Cast Iron	Flanged	B75959	4,024	B75960	4,032	100			
	1.5					B75962	4,283	B75963	4,189	110			
	2					B75965	4,542	B75966	4,349	110			
	1			Silicon Bronze	NPT	B73959	4,278	B73960	4,280	100			
	1.5					B73962	4,515	B73963	4,443	110			
	2					B73965	9,468	B73966	9,196	110			
	1			Silicon Bronze	Flanged	B74541	4,261	B74542	4,280	100			
	1.5					B74544	4,515	B74545	4,443	110			
	2					B74547	4,761	B74548	4,598	110			
B3TPM (3 x 4 x 6 M)	7.5	3600	Packing	Cast Iron	NPT	B53814	8,535	B53815	7,163	175			
	10					B55578	9,623	B53816	8,216	210			
	15					N/A		B53817	8,910	215			
	20			N/A		B51633	10,092	325					
	7.5			Cast Iron	Flanged	B70084	8,495	B70116	7,163	175			
	10					B70087	9,623	B70118	8,216	210			
	15					N/A		B70119	8,910	215			
	20			N/A		B70122	10,092	325					
	7.5			Silicon Bronze	NPT	B74736	8,779	B74740	7,411	175			
	10					B74744	9,867	B74745	8,483	210			
	15					N/A		B74749	9,177	215			
	20			N/A		B74753	10,368	325					
	7.5			Silicon Bronze	Flanged	B74771	8,779	B74774	7,411	175			
	10					B74777	9,867	B74778	8,483	210			
	15					N/A		B74781	18,354	215			
	20			N/A		B74784	10,368	325					
	B3TPMS (3 x 4 x 6 M)			7.5	3600	Mechanical	Cast Iron	NPT	B54589	8,023	B54596	6,623	175
				10					B54651	9,100	B54597	7,654	210
15		N/A		B54598					8,332	215			
20		N/A		B56695			9,742	325					
7.5		Cast Iron	Flanged	B70102			8,023	B70129	6,623	175			
10				B70380			9,100	B70131	7,654	210			
15				N/A			B70134	8,332	215				
20		N/A		B70137			9,742	325					
7.5		Silicon Bronze	NPT	B74755			8,264	B74757	6,899	175			
10				B74761			9,347	B74762	15,834	210			
15				N/A			B74766	8,597	215				
20		N/A		B74768			10,005	325					
7.5		Silicon Bronze	Flanged	B74847			8,264	B74849	6,899	175			
10				B74852			9,347	B74853	7,917	210			
15				N/A			B74856	8,597	215				
20		N/A		B74859			10,005	325					

N/A = Not Available

Type "B" Close Coupled Centrifugals

Berkeley® B-series - "T" (6" nominal impeller diameter) - electric motor drive

Series (discharge x suction x impeller size & capacity)	HP	RPM	Shaft Seal	Impeller Material	Casing Connection	ODP 1 Phase		ODP 3 Phase		Weight (Lbs.)
						Catalog Number	List Price	Catalog Number	List Price	
B3TPMS (3 x 4 x 6 M)	1	1800	Mechanical	Cast Iron	NPT	B54585	\$5,257	B54592	\$5,342	115
	1.5					B54586	5,477	B54593	5,452	125
	2					B54587	5,693	B54594	5,547	125
	3					B69874	6,265	B69872	5,776	160
	1					B70090	5,257	B70125	5,369	115
	1.5					B70092	5,477	B70126	10,904	125
	2			B70097	5,693	B70127	5,547	125		
	3			B70099	6,265	B70128	11,553	160		
	1			B74806	5,502	B74807	5,630	115		
	1.5			B74809	5,719	B74810	5,721	125		
	2			B74812	12,226	B74813	5,815	125		
	3			B74815	6,509	B74816	6,038	160		
	1			B74834	5,502	B74835	5,630	115		
	1.5			B74837	5,719	B74838	5,721	125		
	2			B74840	5,928	B74841	11,630	125		
3	B74843	6,509	B74844	12,077	160					
B3TPH (3 x 4 x 6 H)	25	3600	Packing	Silicon Bronze	NPT	N/A		B66871S	12,014	380
					Flanged			B70140S	24,027	380
B3TPHS (3 x 4 x 6 H)	25	3600	Mechanical	Silicon Bronze	NPT	N/A		B66873S	11,103	380
					Flanged			B70144S	22,205	380
B3TPH (3 x 4 x 6 H)	3	1800	Packing	Silicon Bronze	NPT	B66552S	7,141	B66553S	6,723	160
					Flanged	B70105S	7,168	B70139S	6,723	160
B3TPHS (3 x 4 x 6 H)	3	1800	Mechanical	Silicon Bronze	NPT	B66554S	6,662	B66555S	6,177	160
					Flanged	B70108S	6,662	B70143S	6,177	160

NOTE: Suction and Discharge Companion Flange Kit pricing can be found on page 53, if required.
 Three phase motors used meet premium efficiency levels (NEMA MG 1-2011, Table 12-12, 20A or 20B).
 N/A = Not Available

Berkeley® B-series - "W" (7" nominal impeller diameter) - electric motor drive

Series (discharge x suction x impeller size & capacity)	HP	RPM	Shaft Seal	Impeller Material	Casing Connection	ODP 1 Phase		ODP 3 Phase		Weight (Lbs.)
						Catalog Number	List Price	Catalog Number	List Price	
B1WP (1 x 1-1/2 x 7)	3	3600	Packing	Silicon Bronze	NPT	B55567S	\$6,458	B53697S	\$6,312	110
	5					B55568S	7,231	B55569S	6,734	150
	7.5					B58132S	8,281	B55570S	7,105	170
B1WPS (1 x 1-1/2 x 7)	3	3600	Mechanical	Silicon Bronze	NPT	B54485S	5,728	B54486S	5,530	110
	5					B54487S	6,632	B54488S	5,927	150
	7.5					B54489S	7,643	B54490S	6,297	170
B5WPS (5 x 6 x 7)	5	1800	Mechanical	316 Stainless Steel	Flanged	B87274	14,341	B87277	14,212	265
	7.5					B87275	15,618	B87278	15,080	305
	10					B87276	16,787	B87279	15,615	330

NOTE: Suction and Discharge Companion Flange Kit pricing can be found on page 53, if required.

Type "B" Close Coupled Centrifugals

Berkeley® B-series - "Z" (9" nominal impeller diameter) - electric motor drive

Series (discharge x suction x impeller size & capacity)	HP	RPM	Shaft Seal	Impeller Material	Casing Connection	ODP 1 Phase		ODP 3 Phase		Weight (Lbs.)
						Catalog Number	List Price	Catalog Number	List Price	
B1-1/2ZPL (1-1/2 x 2 x 9 L)	7.5	3600	Packing	Cast Iron	NPT	B53750	\$8,722	B53751	\$7,163	175
	10					B55574	9,802	B53752	8,009	210
	15						B53753	8,693	215	
	7.5			Silicon Bronze		B66487S	8,962	B66488S	7,402	175
	10					B66491S	10,039	B66492S	16,528	210
	15						B66493S	8,946	215	
B1-1/2ZPLS (1-1/2 x 2 x 9 L)	7.5	3600	Mechanical	Cast Iron	NPT	B54499	7,727	B54500	6,327	175
	10					B54646	8,813	B54502	7,315	210
	15					B54504	8,407	215		
	20					B08607	10,502	335		
	7.5		Silicon Bronze	B66489S		7,964	B66490S	6,582	175	
	10			B66832S		9,043	B66833S	7,575	210	
	15					B66841S	17,324	215		
	20					B78660	10,301	335		
B1-1/2ZPH (1-1/2 x 2 x 9 H)	15	3600	Packing	Silicon Bronze	NPT			B74423	10,186	210
	20							B74427	11,418	335
	25							B74431	12,288	380
B1-1/2ZPHS (1-1/2 x 2 x 9 H)	15	3600	Mechanical	Silicon Bronze	NPT			B74435	8,804	210
	20							B74437	10,874	335
	25							B74439	11,711	380
B1-1/2ZPHS (1-1/2 x 2 x 9 H)	3	1800	Mechanical	Silicon Bronze	NPT	B75253	6,584	B75254	13,023	159
B2ZPL (2 x 2-1/2 x 9 L)	10	3600	Packing	Cast Iron	NPT	B87237	17,981	B87238	8,990	220
	15							B87239	9,668	254
	20						B87232	10,820	340	
	10			Silicon Bronze		B87242	10,500	B87243	9,043	215
	15						B87244	19,874	220	
	20					B87245	11,097	340		
	10		Silicon Bronze	B87247		10,500	B87248	9,273	215	
	15						B87249	9,937	220	
20			B87250	11,097	340					
B2ZPLS (2 x 2-1/2 x 9 L)	10	3600	Mechanical	Cast Iron	NPT	B87233	9,370	B87234	7,896	215
	15							B87235	8,583	220
	20						B87236	10,588	340	
	10			Silicon Bronze		B87259	9,565	B87260	16,304	215
	15						B87261	8,846	220	
	20					B87246	10,842	340		
	10		Silicon Bronze	B87262		9,565	B87263	8,152	215	
	15						B87264	8,846	220	
20			B87251	10,842	340					
B2ZPH (2 x 2-1/2 x 9 H)	25	3600	Packing	Cast Iron	NPT			B58067	12,580	415
	30							B58149	14,588	490
B2ZPHS (2 x 2-1/2 x 9 H)	25	3600	Mechanical	Cast Iron	NPT			B58068	11,986	415
	30							B58069	14,129	490
	25		Cast Iron	Flanged		B76253	11,986	415		
	30							B76304	28,258	490
B2-1/2ZPL (2-1/2 x 3 x 9 L)	15	3600	Packing	Cast Iron	NPT			B53800	10,110	235
	20							B51626	11,275	345
	25						B51627	12,078	390	
	30						B53801	14,160	460	
	15		Silicon Bronze	B66536S		10,668	235			
	20			B66537S		11,356	345			
	25			B66539S		12,637	390			
	30			B66541S		14,778	460			
B2-1/2ZPLS (2-1/2 x 3 x 9 L)	15	3600	Mechanical	Cast Iron	NPT			B54576	\$9,167	235
	20							B54092	11,098	345
	25						B54093	11,913	390	
	30						B54094	14,100	460	
	15		Silicon Bronze	B66837S		9,418	235			
	20			B66538S		11,356	345			
	25			B66540S		12,177	390			
	30			B66542S		14,363	460			
B2-1/2ZPLS (2-1/2 x 3 x 9 L) with Bronze Wear Ring	15	3600	Mechanical	Silicon Bronze	Flanged			B75189	9,552	235
	20							B75190	11,480	345
	25							B75191	12,303	390
	30							B75192	29,005	460
B2-1/2ZPMP (2-1/2 x 3 x 9 M)	2	1800	Packing	Silicon Bronze	NPT	B74569	7,781			125
	3					B74585	8,368	B74586	8,084	160
	5					B74600	9,846	B74604	8,522	180
	7.5					B74622	11,185	B74623	10,025	220

Type "B" Close Coupled Centrifugals

Berkeley® B-series - "Z" (9" nominal impeller diameter) - electric motor drive

Series (discharge x suction x impeller size & capacity)	HP	RPM	Shaft Seal	Impeller Material	Casing Connection	ODP 1 Phase		ODP 3 Phase		Weight (Lbs.)
						Catalog Number	List Price	Catalog Number	List Price	
B2-1/2ZPM (2-1/2 x 3 x 9 M)	2	1800	Packing	Silicon Bronze	Flanged	B74574	7,781			125
	3					B74589	8,368	B74590	8,084	160
	5					B74607	9,846	B74610	8,522	180
	7.5					B74626	11,185	B74627	10,025	220
B2-1/2ZPMS (2-1/2 x 3 x 9 M)	2	1800	Mechanical	Silicon Bronze	NPT	B74577	7,170	B74578	7,213	125
	3					B74592	15,545	B74593	14,837	160
	5					B74612	8,923	B74614	7,852	180
	7.5					B74631	10,289	B74632	8,996	220
	2				Flanged	B74580	7,170	B74581	7,182	125
	3					B74595	7,772	B74596	7,418	160
	5					B74616	8,923	B74618	7,852	180
	7.5					B74635	10,289	B74636	17,993	220
B3ZPL (3 x 4 x 9 L)	20	3600	Packing	Cast Iron	NPT			B51634	23,727	360
	25							B51635	12,660	405
	30							B53818	14,923	475
	40							B53819	16,869	540
	50							B51638	19,056	625
	20				Flanged	B70206	11,864	360		
	25					B70209	12,660	405		
	30					B70212	14,923	475		
	40					B70215	33,738	540		
	50					B70218	19,056	625		
	20			Silicon Bronze	NPT	B66674S	12,165	360		
	25					B66688S	12,842	405		
	30					B66694S	15,173	475		
	40					B66700S	17,130	540		
	50					B66845S	19,302	625		
	20				Flanged	B70181S	12,118	360		
	25					B70184S	12,842	405		
	30					B70187S	15,173	475		
	40					B70190S	17,130	540		
	50					B70193S	19,302	625		
B3ZPLS (3 x 4 x 9 L)	20	3600	Mechanical	Cast Iron	NPT			B54112	\$11,605	360
	25							B54113	12,423	405
	30							B54114	14,848	475
	40							B54115	16,856	540
	50							B54116	19,189	625
	20				Flanged	B70221	11,605	360		
	25					B70224	14,921	405		
	30					B70227	14,848	475		
	40					B70230	33,711	540		
	50					B70233	19,189	625		
	20			Silicon Bronze	NPT	B66675S	11,864	360		
	25					B66689S	12,692	405		
	30					B66695S	15,105	475		
	40					B66701S	34,219	540		
	50					B66847S	19,360	625		
	20				Flanged	B70196S	11,864	360		
	25					B70198S	12,692	405		
	30					B70200S	15,105	475		
	40					B70202S	17,109	540		
	50					B70204S	19,360	625		
B3ZPM (3 x 4 x 9 M)	3	1800	Packing	Cast Iron	NPT	B53820	7,980	B53823	7,948	180
	5					B53821	9,815	B53824	8,371	200
	7.5					B53822	10,900	B53825	10,000	240
	10					B55579	12,162	B53826	10,547	240
	15							B51711	11,799	320
	3				Flanged	B70158	7,980	B70236	7,975	180
	5					B70159	9,815	B70237	8,371	200
	7.5					B70163	10,900	B70239	10,000	240
	10					B70166	12,162	B70240	10,547	240
	15							B70241	11,799	320
	3			NPT	B66568S	8,245	B66569S	8,250	180	
	5				B66580S	9,997	B66581S	8,641	200	
	7.5				B66590S	11,072	B66591S	10,308	240	
	10				B66600S	12,399	B66601S	10,812	240	
	15						B66608S	12,046	320	
	3			Flanged	B71930S	8,245	B71931S	8,250	180	
	5				B71932S	10,090	B71933S	8,641	200	
	7.5				B71934S	11,131	B71935S	10,265	240	
	10				B71936S	12,399	B71937S	10,812	240	
	15						B71939S	12,046	320	

Type "B" Close Coupled Centrifugals

Berkeley® B-series - "Z" (9" nominal impeller diameter) - electric motor drive

Series (discharge x suction x impeller size & capacity)	HP	RPM	Shaft Seal	Impeller Material	Casing Connection	ODP 1 Phase		ODP 3 Phase		Weight (Lbs.)
						Catalog Number	List Price	Catalog Number	List Price	
B3ZPMS (3 x 4 x 9 M)	3	1800	Mechanical	Cast Iron	NPT	B54599	7,685	B54603	7,357	180
	5					B54600	8,849	B54604	7,775	200
	7.5					B54601	10,165	B54605	8,932	240
	10					B54652	11,683	B54606	9,477	240
	15						B54118	11,384	320	
	3						B70169	7,685	B70244	7,357
	5				B70172	17,697	B70245	15,551	200	
	7.5				B70175	10,165	B70247	8,932	240	
	10				B70178	11,683	B70248	9,477	240	
	15					B70249	11,384	320		
	3					B66570S	7,925	B66571S	7,629	180
	5					B66582S	9,090	B66583S	8,051	200
	7.5					B66592S	20,802	B66593S	18,376	240
	10					B66602S	23,829	B66603S	9,739	240
	15							B66609S	11,657	316
	3					B71940S	7,884	B71941S	7,590	180
	5					B71942S	9,090	B71943S	8,051	200
	7.5					B71944S	10,401	B71945S	9,188	240
10			B71946S	11,915	B71947S	9,739	240			
15					B71949S	23,313	320			
B3ZPBH (3 x 4 x 9 BH)	30	3600	Packing	Cast Iron	NPT			B55588	\$15,327	490
	40						B55589	34,605	555	
	50						B55541	19,992	640	
	60						B55542	21,941	705	
	30						B70252	15,327	490	
	40						B70255	17,302	555	
	50						B70258	19,992	640	
	60						B70260	21,941	705	
B3ZPBHS (3 x 4 x 9 BH)	30	3600	Mechanical	Cast Iron	NPT			B55543	15,338	490
	40						B55544	17,351	555	
	50						B55545	20,093	640	
	60						B55548	22,105	705	
	75						B68423	27,507	875	
	30								B70263	15,338
	40						B70266	17,351	555	
	50						B70269	20,093	640	
	60						B70272	44,211	705	
	75						B70275	27,507	875	
	30						B77195	16,058	490	
	40						B77198	18,062	555	
	50						B77201	20,822	640	
	60						B77204	22,818	705	
	30						B76758	16,058	490	
	40						B76759	18,062	555	
	50						B76760	20,822	640	
	60						B76761	22,818	705	
75				B76762	28,223	875				
B4ZPBH (4X5X9 BH)	7.5	1800	Packing	Cast Iron	Flanged			B85691	8,652	320
	10						B85689	9,234	350	
	15						B85687	10,607	400	
	20						B85685	11,842	430	
B4ZPBHS (4X5X9 BH)	7.5	1800	Mechanical	Cast Iron	Flanged	B85692MS1	9,728	B85692	8,830	320
	10						B85690	9,247	350	
	15						B85688	10,186	400	
	20						B85686	11,402	430	
B5ZPBH (5X6X9 BH)	10	1800	Packing	Cast Iron	Flanged			B85701	10,917	335
	15						B85699	11,894	365	
	20						B85697	13,153	415	
	25						B85695	15,015	490	
	30						B86081	15,375	535	
B5ZPBHS (5X6X9 BH)	10	1800	Mechanical	Cast Iron	Flanged			B85702	10,461	335
	15						B85700	11,419	365	
	20						B85698	12,664	415	
	25						B85696	14,490	490	
	30						B86082	14,878	535	
B6ZPBHH (6X8X9 PBHH)	20	1800	Packing	Cast Iron	Flanged			B85709	28,799	419
	25						B85707	16,187	512	
	30						B85705	17,321	573	
	40						B85703	19,360	647	
B6ZPBHHS (6X8X9 PBHH)	20	1800	Mechanical	Cast Iron	Flanged			B85710	13,749	419
	25						B85708	15,625	512	
	30						B85706	16,748	573	
	40						B85704	18,734	647	

NOTE: Suction and Discharge Companion Flange Kit pricing can be found on page 53, if required.

Type "B" Close Coupled Centrifugals

Berkeley® B-series - "E" (10" nominal impeller diameter) - electric motor drive

Series (discharge x suction x impeller size & capacity)	HP	RPM	Shaft Seal	Impeller Material	Casing Connection	ODP 1 Phase		ODP 3 Phase		Weight (Lbs.)	
						Catalog Number	List Price	Catalog Number	List Price		
B1-1/2EPL (1-1/2 x 2 x 10 L)	20	3600	Packing	Silicon Bronze	NPT			B51598S	\$15,173	375	
B1-1/2EPLS (1-1/2 x 2 x 10 L)	20	3600	Mechanical	Silicon Bronze	NPT			B54078S	27,891	375	
	25							B54079S	14,781	420	
	30							B87362	20,786	470	
B2EPBL (2 x 3 x 10 BL)	30	3600	Packing	Cast Iron	NPT			B53790	14,369	490	
	40							B53791	16,445	555	
	30							B74329	13,758	490	
	40			B74333	16,806			555			
	30			B74496	14,622			490			
	40			B74499	16,806			555			
B2EPBLS (2 x 3 x 10 BL)	30	3600	Mechanical	Cast Iron	NPT			B54084	14,047	490	
	40							B54085	16,115	555	
	30							B76739	17,909	490	
	40							B77339	19,980	555	
	30			B74337	14,409			490			
	40			B74341	16,481			555			
	30			B74502	14,409			490			
	40			B74505	16,481			555			
B2EPBHH (2 x 3 x 10 BHH)	50	3600	Packing	Cast Iron	NPT			B55841	18,685	630	
	60							B55842	20,741	680	
B2EPBHHS (2 x 3 x 10 BHH)	50	3600	Mechanical	Cast Iron	NPT			B55843	18,059	630	
	60							B55844	20,093	680	
	50							B77327	18,408	630	
	60			B66867S	20,453			680			
	50			B76791	23,556			630			
	60			B76792	25,605			680			
B3EPBL (3 x 4 x 10 BL)	40	3600	Packing	Cast Iron	NPT			B58054	20,522	570	
	50							B58055	23,292	655	
	60							B58056	25,283	705	
	75							B58057	30,686	875	
B3EPBLS (3 x 4 x 10 BL)	40	3600	Mechanical	Cast Iron	NPT			B58058	20,617	570	
	50							B58059	46,740	655	
	60							B58060	50,727	705	
	75							B60609	26,914	875	
	100							B77450	33,833	1460	
	50			B77189	23,752			655			
	60			B76743	25,740			705			
	50			B76764	47,503			655			
	60			B76765	25,740			705			
B3EPM (3 x 4 x 10 M)	5			1800	Packing			Cast Iron	NPT		
	7.5	B53829	11,669			255					
	10	B55580	12,771			270					
	15	B51716	12,451			400					
B3EPMs (3 x 4 x 10 M)	5	1800	Mechanical	Cast Iron	NPT			B54607	9,210	8,196	230
	7.5							B54608	10,567	9,372	270
	10							B54653	11,613	19,908	270
	15							B54125	11,988	400	
B4EPBM (4 x 5 x 10 BM)	40	3600	Packing	Cast Iron	Flanged			B58786	20,896	525	
	50							B58787	23,661	590	
	60							B58788	25,654	675	
	75							B58789	30,849	725	
	100							B58790	36,002	895	
	125							B58791	42,152	1,225	
B4EPBMS (4 x 5 x 10 BM)	40	3600	Mechanical	Cast Iron	Flanged			B58792	20,073	525	
	50							B58793	22,835	590	
	60							B58794	24,823	675	
	75							B62031	32,575	725	
	100							B61804	37,708	895	
	125			B62032				87,702	1,225		
	40			B87294				49,994	1,330		
	50			B76769				20,885	525		
	60			B76770				23,659	590		
	75			B76425				25,641	675		
	100		B76771	33,386	725						
	125		B76772	38,523	895						
	150		B76773	44,671	1,225						
			B87295	50,814	1,330						

Type "B" Close Coupled Centrifugals

Berkeley® B-series - "E" (10" nominal impeller diameter) - electric motor drive

Series (discharge x suction x impeller size & capacity)	HP	RPM	Shaft Seal	Impeller Material	Casing Connection	ODP 1 Phase		ODP 3 Phase		Weight (Lbs.)
						Catalog Number	List Price	Catalog Number	List Price	
B4EPM (4 x 5 x 10 M)	15	1800	Packing	Cast Iron	Flanged			B51726	\$15,180	455
	20							B51727	16,167	495
B4EPMS (4 x 5 x 10 M)	15	1800	Mechanical	Cast Iron	Flanged			B54154	14,405	455
	20							B54155	15,389	495
B5EPBM (5 x 6 x 10 BM)	60	3600	Packing	Silicon Bronze	Flanged			B56011S	29,314	1,025
	75							B55984S	33,646	1,165
	100							B55985S	35,016	1,275
	125							B55986S	41,315	1,400
	150							B55987S	46,875	1,575
B5EPBMS (5 x 6 x 10 BM)	60	3600	Mechanical	Silicon Bronze	Flanged			B56016S	27,942	1,025
	75							B62093S	31,046	1,165
	100							B62094S	36,277	1,275
	125							B62095S	42,699	1,400
	150							B62096S	45,605	1,575
B5EPBH (5 x 6 x 10 H)	15	1800	Packing	Cast Iron	Flanged			B87224	17,006	355
	20							B87222	18,003	360
	25							B87220	20,282	370
B5EPBHS (5 x 6 x 10 H)	15	1800	Mechanical	Cast Iron	Flanged			B87225	15,823	355
	20							B87223	16,819	360
	25							B87221	18,629	370

NOTE: Suction and Discharge Companion Flange Kit pricing can be found on page 53, if required.
 Three phase motors used meet premium efficiency levels (NEMA MG 1-2011, Table 12-12, 20A or 20B).

Type "B" Close Coupled Centrifugals

Berkeley® B-series - "G" (12" nominal impeller diameter) - electric motor drive

Series (discharge x suction x impeller size & capacity)	HP	RPM	Shaft Seal	Impeller Material	Casing Connection	ODP 1 Phase		ODP 3 Phase		Weight (Lbs.)
						Catalog Number	List Price	Catalog Number	List Price	
B4GPBH (4 x 5 x 12 BH)	15	1800	Packing	Silicon Bronze	Flanged			B80470	\$14,974	488
	20							B80472	15,463	538
	25							B80474	17,092	603
	30							B80476	18,513	648
	40							B80478	20,649	728
B4GPBH (4 x 6 x 12 BH) with 6" Suction	15	1800	Packing	Silicon Bronze	Flanged			B80480	22,074	788
	20							B75868	15,600	508
	25							B75859	16,110	558
	30							B75858	35,608	623
	40							B75857	38,564	668
B4GPBHS (4 x 5 x 12 BH)	15	1800	Mechanical	Silicon Bronze	Flanged			B75856	43,017	748
	20							B75855	45,992	808
	25							B80482	15,591	488
	30							B80484	16,079	538
	40							B80486	17,708	603
B4GPBHS (4 x 6 x 12 BH) with 6" Suction	15	1800	Mechanical	Silicon Bronze	Flanged			B80488	19,135	648
	20							B80490	21,268	728
	25							B80492	22,694	788
	30							B75869	16,239	508
	40							B75863	16,756	558
B8GPBM (8 x 10 x 12 BM)	40	1800	Packing	Cast Iron	Flanged			B75862	18,449	623
	50							B75861	19,929	668
	60							B75860	22,153	748
	75							B75279	23,632	808
	100							B51766	29,690	880
B8GPBMS (8 x 10 x 12 BM)	40	1800	Mechanical	Cast Iron	Flanged			B51767	31,414	940
	50							B55999	34,994	1,165
	60							B56000	37,485	1,235
	75							B56001	42,068	1,820
	100							B75241	45,549	1,895
B8GPBM (8 x 10 x 12 BM)	15	1200	Packing	Cast Iron	Flanged			B54231	28,518	880
	20							B54232	29,960	940
	25							B60625	33,143	1,165
	30							B60621	74,144	1,235
	40							B61666	39,970	1,820
B8GPBMS (8 x 10 x 12 BM)	15	1200	Mechanical	Cast Iron	Flanged			B75242	87,455	1,895
	20							B53863	22,917	745
	25							B53864	30,447	815
	30							B51798	31,307	890
	40							B51799	34,623	940
B10GPBM (10 x 12 x 12 BM)	20	1200	Packing	Cast Iron	Flanged			B54227	30,053	745
	25							B54228	32,417	815
	30							B54229	33,280	890
	40							B54230	36,595	940
	50							B75257	38,999	1,120
B10GPBMS (10 x 12 x 12 BM)	20	1200	Mechanical	Cast Iron	Flanged			B53865	39,313	820
	25							B50611	41,004	895
	30							B50612	37,123	945
	40							B54234	40,552	820
	50							B54235	42,283	895
								B54236	47,530	945
								B75263	62,210	1,124

Three phase motors used meet premium efficiency levels (NEMA MG 1-2011, Table 12-12, 20A or 20B).

Type "B" Close Coupled Centrifugals

Berkeley® B-series - "J" (13" nominal impeller diameter) - electric motor drive

Series (discharge x suction x impeller size & capacity)	HP	RPM	Shaft Seal	Impeller Material	Casing Connection	ODP 1 Phase		ODP 3 Phase		Weight (Lbs.)
						Catalog Number	List Price	Catalog Number	List Price	
B2-1/2JPBM (2-1/2 x 4 x 13 BM)	15	1800	Packing	Cast Iron	NPT			B51693	\$12,801	450
	20							B51694	14,038	500
	25			B53810				15,389	570	
	15			B74656				13,541	450	
	20			B74640				14,548	500	
B2-1/2JPBMS (2-1/2 x 4 x 13 BM)	25	1800	Mechanical	Cast Iron	NPT			B74644	16,052	570
	15							B54104	11,371	450
	20			B54105				12,498	500	
	25			B54106				14,841	570	
	15			B74660				12,692	450	
B3JPBL (3 x 4 x 13 BL)	20	1800	Packing	Cast Iron	NPT			B74652	13,698	500
	25							B74648	15,569	570
	30			B51717				13,374	455	
	15			B51718				14,377	505	
	20			B53833				31,967	575	
	25			B53834				17,058	620	
	30			B74664				14,260	455	
B3JPBLS (3 x 4 x 13 BL)	20	1800	Mechanical	Cast Iron	NPT			B74668	15,265	505
	25							B74672	16,867	575
	30			B74676				17,951	620	
	15			B54130				12,395	455	
	20			B54131				13,398	505	
	25			B54132				15,416	575	
	30			B54133				16,506	620	
B3JPBM (3 x 4 x 13 BM)	15	1800	Packing	Cast Iron	NPT			B74680	13,278	455
	20							B74684	14,285	505
	25			B74688				16,308	575	
	30			B74692				17,393	620	
	40			B87312				12,846	455	
	15			B87313				14,132	505	
	20			B87314				15,719	505	
	25			B87315				16,869	575	
	30			B87316				18,526	620	
	40			B87322				14,045	455	
	15			B87323				15,023	505	
B3JPBMS (3 x 4 x 13 BM)	20	1800	Mechanical	Cast Iron	NPT			B87324	16,594	575
	25							B87325	17,678	620
	30			B87326				19,465	700	
	40			B87317				12,531	455	
	15			B87318				13,537	505	
	20			B87319				15,620	575	
	25			B87320				16,706	620	
	30			B87321				18,526	700	
	40			B87327				13,420	455	
	15			B87328				14,421	505	
	B4JPBH (4 x 5 x 13 BH)			20				1800	Packing	Cast Iron
25		B87330	17,600	620						
30		B87331	19,465	700						
40		B58872	17,584	540						
50		B58873	19,479	605						
20		B58874	20,493	650						
25		B58875	23,443	730						
30		B58876	25,055	790						
40		B75871	17,839	540						
50		B75872	19,738	605						
B4JPBHS (4 x 5 x 13 BH)		20	1800	Mechanical	Cast Iron	Flanged				
	25	B75874						23,696	730	
	30	B75875			25,316			790		
	40	B58877			34,262			540		
	50	B58878			19,442			605		
	20	B58879			20,519			650		
	25	B58880			23,560			790		
	30	B58881			25,245			850		
	40	B75876			17,392			540		
	50	B75877			19,705			605		

Type "B" Close Coupled Centrifugals

Berkeley® B-series - "J" (13" nominal impeller diameter) - electric motor drive

Series (discharge x suction x impeller size & capacity)	HP	RPM	Shaft Seal	Impeller Material	Casing Connection	ODP 1 Phase		ODP 3 Phase		Weight (Lbs.)				
						Catalog Number	List Price	Catalog Number	List Price					
B4JPBHH (4 x 5 x 13 BHH)	60	1800	Packing	Cast Iron	Flanged			B87266	\$30,400	780				
	75							B87268	36,828	855				
B4JPBHHS (4 x 5 x 13 BHH)	60	1800	Mechanical	Cast Iron	Flanged			B87267	29,451	780				
	75							B87269	35,647	855				
B6JPBM (6 x 8 x 13 BM)	30	1800	Packing	Cast Iron	Flanged			B58126	21,928	720				
	40							B56761	24,993	800				
	50							B56762	26,657	860				
	60							B58127	31,140	1,085				
B6JPBM (6 x 8 x 13 BM)	75	1800	Packing	Cast Iron	Flanged			B58128	33,833	1,155				
	30							B74909	23,786	720				
	40							B74913	26,862	800				
	50							B74917	28,540	860				
B6JPBM (6 x 8 x 13 BM)	60	1800	Packing	Silicon Bronze	Flanged			B74921	32,718	1,085				
	75							B74925	35,596	1,155				
	30					1800	Mechanical	Cast Iron	Flanged			B56768	21,708	720
	40											B56769	24,827	800
50	Silicon Bronze			B56770	26,546			860						
60				B62097	28,824			1,085						
B6JPBMS (6 x 8 x 13 BM)	75	1800	Mechanical	Cast Iron	Flanged			B08201	31,294	1,155				
	30							B74941	23,466	720				
	40			Silicon Bronze				B74945	26,604	799				
	50							B74949	28,308	860				
B6JPBM (6 x 8 x 13 BM)	60	1200	Packing	Cast Iron	Flanged			B74953	30,588	1,085				
	75							B74955	33,055	1,155				
	10			Silicon Bronze				B56757	21,567	590				
	15							B58124	24,434	665				
B6JPBMS (6 x 8 x 13 BM)	20	1200	Mechanical	Cast Iron	Flanged			B58125	25,796	735				
	10							B74897	23,331	590				
	15			Silicon Bronze				B74901	26,293	665				
	20							B74905	27,405	735				
B6JPBM (6 x 8 x 13 BM)	10	1200	Mechanical	Cast Iron	Flanged									
	15							B56766	23,666	665				
	20			Silicon Bronze				B56767	25,673	735				
	10													
B6JPBH (6 x 8 x 13 BH)	75	1800	Packing	Cast Iron	Flanged			B74933	25,428	665				
	100							B74937	26,382	735				
	75					1800	Mechanical	Cast Iron	Flanged			B58301	35,600	1,155
	100											B58439	40,612	1,355
B6JPBHS (6 x 8 x 13 BH)	75	1800	Mechanical	Cast Iron	Flanged			B08193	34,860	1,155				
	100							B62098	39,793	1,355				
B10JPBH (10x12x13 BH)	100	1800	Packing	Cast Iron	Flanged			B85764	46,645	1820				
	125							B85762	50,358	1895				
	150							B85760	114,063	1930				
	200							B85758	68,942	2250				
B10JPBHS (10x12x13 BH)	100	1800	Mechanical	Cast Iron	Flanged			B85765	48,290	1820				
	125							B85763	52,006	1895				
	150							B85761	58,685	1930				
	200							B85759	69,957	2250				

NOTE: Suction and Discharge Companion Flange Kit pricing can be found on page 53, if required.
 Three phase motors used meet premium efficiency levels (NEMA MG 1-2011, Table 12-12, 20A or 20B).

Type "B" Close Coupled Centrifugals

Berkeley® B-series - "EX" (15" nominal impeller diameter) - electric motor drive

Series (discharge x suction x impeller size & capacity)	HP	RPM	Shaft Seal	Impeller Material	Casing Connection	ODP 1 Phase		ODP 3 Phase		Weight (Lbs.)
						Catalog Number	List Price	Catalog Number	List Price	
B4EXPBL (4 x 5 x 15 BL)	60	1800	Packing	Cast Iron	Flanged			B55975	\$38,446	1,060
	75							B55976	41,213	1,130
B5EXPBH (5 x 6 x 15 BH)	100	1800	Packing	Cast Iron	Flanged			B55988	46,848	1,265
	125							B55989	51,046	1,475
B6EXPBH (6 x 8 x 15 BH)	75	1800	Packing	Cast Iron	Flanged			B58129	42,263	1,065
	100							B58130	47,186	1,265
	125							B58131	50,018	1,335
	150							B56803	57,157	1,410
	200							B56804	66,116	1,570
B6EXPBHS (6 x 8 x 15 BH)	75	1800	Mechanical	Cast Iron	Flanged			B68438	45,671	1,065
	100							B68440	50,602	1,265
	125							B68442	53,113	1,335
	150							B62103	61,454	1,410
	200							B62104	70,196	1,570

Berkeley® B-series - "EY" (18" nominal impeller diameter) - electric motor drive

Series (discharge x suction x impeller size & capacity)	HP	RPM	Shaft Seal	Impeller Material	Casing Connection	ODP 1 Phase		ODP 3 Phase		Weight (Lbs.)
						Catalog Number	List Price	Catalog Number	List Price	
B4EYPBH (4 x 5 x 18 BH)	100	1800	Packing	Cast Iron	Flanged			B83196	43,535	1,810
	125							B83197	47,426	1,962

NOTE: Suction and Discharge Companion Flange Kit pricing can be found on page 53, if required.
 Three phase motors used meet premium efficiency levels (NEMA MG 1-2011, Table 12-12, 20A or 20B).

Berkeley® B-series - Self-Primers - electric motor drive

Series (discharge x suction x impeller size & capacity)	HP	RPM	Shaft Seal	Impeller Material	Casing Connection	ODP 1 Phase		ODP 3 Phase		Weight (Lbs.)
						Catalog Number	List Price	Catalog Number	List Price	
B3TPKS (3 x 3 x 6)	10	3600	Mechanical	Cast Iron	NPT	B60767	\$9,561	B60768	\$8,682	220
	15							B60769	9,575	329
	1-1/2	1800				B60761	6,356	B60762	13,238	132
	2					B60763	6,561	B60764	6,720	177
	3					B60765	7,172	B60766	6,966	190
B4TPKLS (4 x 4 x 6 L)	3	1800	Mechanical	Cast Iron	NPT	B54629	9,972	B54630	10,202	185
B4TPKHS (4 x 4 x 6 H)	5	1800	Mechanical	Cast Iron	NPT	B54631	11,093	B54632	10,806	196
B4ZPKS (4 x 4 x 9)	5	1800	Mechanical	Cast Iron	NPT	B58449	11,166	B58450	10,882	370
	7-1/2					B54633	12,536	B54634	11,856	350
	10					B54635	13,585	B54636	12,459	423

NOTE: See page 4 for model description.
 Three phase motors used meet premium efficiency levels (NEMA MG 1-2011, Table 12-12, 20A or 20B).

Type "B" Close Coupled Centrifugals

Berkeley® Electric Motor Drive

Motor Adders						
RPM	HP	Voltage	1 Phase TEFC List Price Adder	3 Phase TEFC List Price Adder	1 Phase ODP 200V List Price Adder	3 Phase ODP 200V List Price Adder
3600 RPM	1	1Ph 230 volts, 3 Ph 230/460	\$461	\$489		\$572
	1-1/2		755	374		685
	2		840	374		685
	3		609	455	\$657	755
	5		1,524	455	820	940
	7-1/2		1,577	455	1220	1,397
	10		1,700	582	1304	1,495
	15			645		1,641
	20			1,252		1,688
	25			2,420		2,302
	30		2,959		2,462	
	40		4,631		2,539	
	50	460		6,169		3,363
	60		6,169		3,735	
	75		8,740		7,008	
	100		12,852			
	125		20,820			
	150		21,077			
	200					
	1800 RPM	1	1Ph 230 volts, 3 Ph 230/460		352	
1-1/2		78		443		520
2		191		534	657	550
3		293		537	903	579
5		874		647	1098	580
7-1/2		2,183		861	1236	704
10		2,303		1,031		932
15				1,031		1,147
20				1,031		2,155
25				3,343		3,215
30			5,077		4,102	
40			6,169		4,923	
50		460		7,713		5,710
60			10,284		7,458	
75	10,798			8,947		
100	10,284			11,559		
1200 RPM	10	230/460	Consult Factory			
	15					
	20					
	25					
	30					
40						

*Part wind start is available upon request.

NOTE 1: For list price adder on HP not listed consult factory.

NOTE 2: Pump price with standard motor + list price adder for non-standard motor = total price for pump equipped with non-standard motor.

Standard ODP motor price + list price adder for non-standard motor = total price for motor.

Berkeley® Electric Motor Drive

Seal Adders				
RPM Range	Horsepower Range	Viton	EPDM	Sil-Carbide/Viton
1200	1-50 HP	\$141	\$141	\$339
	60-125 HP	212	212	709
1800	1-50 HP	141	141	339
	60-125 HP	212	212	709
3600	5-60 HP	141	141	339
	75-150 HP	212	212	709

Seal adders are for Berkeley® B-series, electric motor drive (close-coupled)

Berkeley® B-series pumps are designed for pumping clean water only. Always check chemical compatibility charts when pumping Consult factory for additional seal options and lead times.

EPDM seals use standard carbon/ceramic rotating and stationary faces with 316 stainless steel compression spring. The operating Viton seals use standard carbon/ceramic rotating and stationary faces with 316 stainless steel compression spring. The operating Silicon-Carbide/Viton seals use an extremely durable silicon carbide material on both the stationary and rotating faces, with 316 stainless steel compression spring. Elastomers are Viton. The operating temperature is from -10° F to 400° F.



Type "B" Close Coupled Centrifugals

Berkeley® B-series - motor only pricing

ODP					TEFC				
Catalog Number	HP	Frame	Voltage	List Price	Catalog Number	HP	Frame	Voltage	List Price
3600 RPM, Single Phase, JM Frame									
C218-177	3	182JM	230	\$2,004	M09694	3	182JM	115/230	\$2,803
C218-191	3	182JM	200	2,514					
C218-180	5	184JM	230	2,401	M08234	5	184JM	230	3,803
C218-192	5	184JM	200	2,731					
S22351	7.5	213JM	230	3,650	S30227	7.5	213JM	230	4,172
S28885	10	215JM	230	4,482	S39252	10	215JM	230	4,647
M15041	10	215JM	200	8,723					
3600 RPM, Three Phase, JM Frame									
C218-179BD-01	3	145JM	230/460	1,484	M09091BD-01	3	145JM	230/460	1,565
C218-182BD-01	5	182JM	230/460	1,954	M08364US-01	5	182JM	230/460	2,210
C218-182US-01	5	182JM	230/460	1,724	M08364BD-01	5	182JM	230/460	2,210
S22353BD-01	7.5	184JM	230/460	2,239	M08360BD-01	7.5	184JM	230/460	2,392
					S40512US-01	7.5	213JM	230/460	3,469
M11051BD-01	10	213JM	230/460	3,218	M08297BD-01	10	215JM	230/460	4,008
M11703US-01	10	213JM	230/460	3,054	M08226US-01	10	215JM	230/460	4,011
S22357BD-01	15	215JM	230/460	4,362	M08336BD-01	15	215JM	230/460	5,768
S22357US-01	15	215JM	230/460	4,104	M08336US	15	215JM	230/460	4,644
S28574BD-01	20	254JM	230/460	4,247	M08235BD-01	20	256JM	230/460	7,034
S28574US-01	20	254JM	230/460	4,943					
S28562BD-01	25	256JM	230/460	5,445	M08310US-01	25	256JM	230/460	8,333
					M08310BD-01	25	256JM	230/460	7,177
S28563BD-01	30	284JM	230/460	7,007	M08583BD-01	30	286JM	230/460	9,201
S28563US-01	30	284JM	230/460	7,653					
S28564BD-01	40	286JM	230/460	8,190	M09388BD-01	40	324JM	230/460	13,037
S28564US-01	40	286JM	230/460	8,365					
S28565BD-01	50	324JM	460	9,833	M10537	50	326JM	460	18,118
M09056US-01	50	324JM	460	10,823					
S28603BD	60	326JM	460	15,978	M13586BD-01	60	326JM	460	19,880
3600 RPM, Single Phase, JP Frame									
S22999	3	182JP	230	2,100					
S22972	5	184JP	230	2,384	M08599	5	184JP	230	2,929
S22973	7.5	213JP	230	3,839	M12298	7.5	213JP	230	3,989
S29488	10	215JP	230	4,262	M11260	10	215JP	230	4,647
3600 RPM, Three Phase, JP Frame									
S22080BD-01	3	145JP	230/460	1,441	Consult Factory	3	145JP	230/460	
S22979BD-01	5	182JP	230/460	1,900	M10473US-01	5	184JP	230/460	2,802
S22980BD-01	7.5	184JP	230/460	2,239	M10474US-01	7.5	184JP	230/460	3,134
S22981BD-01	10	213JP	230/460	3,218	M09689US-01	10	215JP	230/460	4,008
M11062BD-01	15	215JP	230/460	4,362	M08298US-01	15	215JP	230/460	5,768
M11069BD-01	20	254JP	230/460	4,247	M08285US-01	20	256JP	230/460	7,034
M11077BD-01	25	256JP	230/460	5,445	M09337US-01	25	256JP	230/460	8,333
S22983BD-01	30	284JP	230/460	7,007	M15999BD-01	30	284JP	230/460	12,881
S22984BD-01	40	286JP	230/460	8,190	M10476BD-01	40	324JP	230/460	15,143
S22111BD-01	50	324JP	460	9,833	M08299BD-01	50	326JP	230/460	17,503
M10599US-01	50	324JP	460	9,628					
S22114BD-01	60	326JP	460	15,435	M10465MA-01	60	326JP	460-PWS	28,751
M08587US-01	60	326JP	460	13,265	M10482MA-01	75	365JP	460	22,659
S22995BD-01	75	326TCZ	460	19,284	M10483BD-01	100	405JP	460	34,360
S22996BD-01	100	365JP	460	22,229					
S30408MA-01	125	404TCZ	460	23,225	M16576	125	444TCZ	460-PWS	61,058
S30409MA-01	150	405TCZ	460	30,682	M16148BD	150	405TCZ	460	52,440

NOTE: Motor manufacturer will vary based on current inventory.

Three phase motors used meet premium efficiency levels (NEMA MG 1-2011, Table 12-12, 20A or 20B).

Type "B" Close Coupled Centrifugals

Berkeley® Electric Motor Drive – Motor Only Pricing

ODP					TEFC				
Catalog Number	HP	Frame	Voltage	List Price	Catalog Number	HP	Frame	Voltage	List Price
1800 RPM, Single Phase, JM Frame									
S22324	1	143JM	115/230	\$1,516					
S22328	1.5	145JM	115/230	2,004	M08669	1.5	145JM	115/230	\$2,597
S22334	2	182JM	115/230	2,100	M14931	2	182JM	115/230	7,046
S22340	3	184JM	115/230	2,379	M13848	3	184JM	230	2,408
S22345	5	213JM	230	3,397	M09336	5	213JM	230	4,472
S22350	7.5	215JM	230	4,337	M12495	7.5	215JM	230	4,814
S28884	10	215JM	230	4,533	M10390	10	215JM	230	6,620
1800 RPM, Three Phase, JM Frame									
S22326BD-01	1	143JM	230/460	1,956	M09731US-01	1	143JM	230/460	1,366
S22331BD-01	1.5	145JM	230/460	1,345	M09591US-01	1.5	145JM	230/460	1,458
S22337BD-01	2	145JM	230/460	1,471	M08668US-01	2	145JM	230/460	1,577
S22343BD-01	3	182JM	230/460	1,373	S32236US-01	3	182JM	230/460	2,050
S22348BD-01	5	184JM	230/460	1,822	M08312BD-01	5	184JM	230/460	2,133
					M08312US-01	5	184JM	230/460	2,337
S22352BD-01	7.5	213JM	230/460	2,518	M08284US-01	7.5	213JM	230/460	3,084
S22355BD-01	10	215JM	230/460	2,952	M09715BD-01	10	215JM	230/460	3,937
					M09715US-01	10	215JM	230/460	3,663
M11064BD-01	15	254JM	230/460	3,804	M08311BD-01	15	254JM	230/460	4,569
					M08311US-01	15	254JM	230/460	5,489
S28566BD-01	20	256JM	230/460	4,291	M10604US-01	20	256JM	230/460	6,343
S28567BD-01	25	284JM	230/460	5,104	S33823BD-01	25	284JM	230/460	8,601
S28568BD-01	30	286JM	230/460	6,114	M08655BD-01	30	286JM	230/460	11,192
					M08655US-01	30	286JM	230/460	9,451
S28569BD-01	40	324JM	230/460	7,429	S34563BD-01	40	324JM	230/460	14,605
M17056BD-01	50	326JM	230/460	10,667	M15898BD	50	326JM	230/460	24,201
1800 RPM, Single Phase, JP Frame									
S22060	1	143JP	115/230	1,118					
S22064	1.5	145JP	115/230	1,816					
S22968	2	182JP	230	1,978					
S22969	3	184JP	230	2,418					
S22970	5	213JP	230	3,472					
S22971	7.5	215JP	230	4,289					
S29489	10	215JP	230	5,228					
1800 RPM, Three Phase, JP Frame									
					M10454US-01	1.5	145JP	230/460	1,409
					Consult Factory	2	145JP	230/460	
S22974BD-01	3	182JP	230/460	1,373	M10468US-01	3	182JP	230/460	2,050
S22975BD-01	5	184JP	230/460	1,822	M10471US-01	5	184JP	230/460	2,341
M11047BD-01	7.5	213JP	230/460	2,518	M10472US-01	7.5	213JP	230/460	RTF
S22089BD-01	7.5	213TCZ	230/460	2,955	M10533US-01	7.5	213TCZ	230/460	3,164
S22977BD-01	10	215JP	230/460	2,952	M08516US-01	10	215JP	230/460	3,757
M11067BD-01	15	254JP	230/460	3,804	M08609US-01	15	254JP	230/460	5,489
S22098BD-01	20	256JP	230/460	4,291	M09083US-01	20	256JP	230/460	6,343
S22991BD-01	25	284JP	230/460	5,104	S40504BD-01	25	284JP	230/460	7,307
S22992BD-01	30	286JP	230/460	6,114	M10480BD-01	30	284JP	230/460	11,994
					M10480US-01	30	284JP	230/460	9,426
S22107BD-01	40	324JP	230/460	7,429	M10462BD-01	40	324JP	230/460	12,697
S22110BD-01	50	326JP	230/460	9,754	M16522BD	50	326JP	230/460	18,303
S22993BD-01	60	364JP	460	16,544	Consult Factory	50	326JP	460-PWS	-
S22994BD-01	75	365JP	460	22,454	M10481BD-01	60	364JP	460	40,814
S30412BD-01	100	404TCZ	460	25,227	M14888BD-01	75	365JP	460	43,231
S30413BD-01	125	405TCZ	460	27,882	M10495MA-01	100	405TCZ	460	44,725
S22124BD-01	150	444TY	460	41,547					

NOTE: Motor manufacturer will vary based on current inventory.

Three phase motors used meet premium efficiency levels (NEMA MG 1-2011, Table 12-12, 20A or 20B).

Type "B" Frame Mount Centrifugals

Berkeley® B-series - "Z" (9" nominal impeller diameter) - hydraulic motor drive

Series (discharge x suction x impeller size & capacity)	Rotation	Shaft Seal	Impeller Material	Casing Connection	Catalog Number	List Price	Weight (Lbs.)
B3ZRM (3 x 4 x 9 M)	CW	Packing	Cast Iron	NPT	B80357	\$6,648	108
				Victaulic	B81203	6,788	
	CCW			Flanged	B81205	6,520	
				NPT	B80360	6,648	
				Victaulic	B81204	6,788	
B4ZRKH (4 x 4 x 9)	CW	Packing	Cast Iron	NPT	B80468	10,551	195

NOTE: Suction and Discharge Companion Flange Kit pricing can be found on page 53, if required.

Berkeley® B-series - Belt and Coupling Drive

Series (discharge x suction x impeller size & capacity)	Drive Type	Rotation	Shaft Seal	Impeller Material	Casing Connection	Catalog Number	List Price	Weight (Lbs.)
B1XRS (1 x 1-1/4 x 4)	Coupling	CCW	Mechanical	Cast Iron	NPT	B56414	\$1,463	15
	BELT					B01784	1,463	20
B1XRMS (1 x 1-1/4 x 5)	Coupling	CW	Mechanical	Silicon Bronze	NPT	B56415S	1,293	17
	BELT					B07005S	1,318	18
B1-1/2TRLS (1-1/2 x 2 x 6 L)	Coupling	CW	Mechanical	Cast Iron	NPT	B56417	2,108	37
	Belt					B03539	2,375	35
B2TRMS (2 x 2-1/2 x 6 M)	Coupling	CW	Mechanical	Cast Iron	NPT	B56418	2,160	37
	BELT					B03540	2,579	40
B2-1/2TRMS (2-1/2 x 3 x 6 M)	Coupling	CW	Mechanical	Cast Iron	NPT	B56419	2,291	41
	BELT					B03541	2,522	42
B3TRMS (3 x 4 x 6 M)	Coupling	CW	Mechanical	Cast Iron	NPT	B56420	5,000	45
	BELT					B03542	2,522	50

Berkeley® B-series - B3ZRM(S) - "pumpkins"

Catalog Number	Description	List Price	Weight (Lbs.)
B85552	B3ZRM with Gasket, CW, Packing with Gasket, CW, Packing. Adapts to: B66161, B66899 S	\$3,138	72
B85551	B3ZRM with Gasket, CCW, Packing. Adapts to: B66168, B66895	3,138	73
B85550	B3ZRMS with Gasket, CW, Mechanical Seal. Adapts to: B68414, B70280, B68417	3,052	73
B85549	B3ZRMS with Gasket, CCW, Mechanical Seal. Adapts to: B68415, B68416	3,052	72
B85583	B3ZRM with O-ring, CCW, Packing.	4,810	105
B85584	B3ZRM Heavy Duty with O-ring, CW, Packing. Adapts to: B85579, B85580, B85581	4,810	120

Type "B" Frame Mount Centrifugals

Berkeley® B-series - "Z" (9" nominal impeller diameter) - Frame Mount

Model Number (Size)	Rotation	Shaft Seal	Impeller Material	Casing Connection	Catalog Number	List Price	Weight (Lbs.)
B1-1/2ZRL (1-1/2 x 2 x 9 L)	CW	Packing	Cast Iron	NPT	B52383	\$3,434	90
			Silicon Bronze		B74963	3,434	80
B1-1/2ZRLS (1-1/2 x 2 x 9 L)	CW	Mechanical	Cast Iron	NPT	B68454	3,859	80
B2ZRL (2 x 2-1/2 x 9 L)	CW	Packing	Cast Iron	NPT	B87253	3,675	90
B2ZRLS (2 x 2-1/2 x 9 L)	CW	Mechanical	Cast Iron	NPT	B87255	4,225	90
B2-1/2ZRL (2-1/2 x 3 x 9 L)	CW	Packing	Cast Iron	NPT	B52385	4,520	105
B2-1/2ZRLS (2-1/2 x 3 x 9 L)	CW	Mechanical	Cast Iron	NPT	B68412	4,931	100
B2-1/2ZZRM (2-1/2 x 3 x 9 M)	CW	Packing	Cast Iron	NPT	B52175	4,605	75
B2-1/2ZZRMS (2-1/2 x 3 x 9 M)	CW	Mechanical	Cast Iron	NPT	B68413	5,014	100
B3ZRM (3 x 4 x 9 M) Standard Frame	CW	Packing	Cast Iron	NPT	B66161	4,912	108
				NPT w/hyd adapter	B59539	6,589	120
				Victaulic	B66899	5,178	95
	CCW			NPT	B66168	4,912	104
	NPT w/hyd adapter			B59538	6,775	120	
	Victaulic			B66895	5,178	100	
B3ZRMS (3 x 4 x 9 M) Standard Frame	CW	Mechanical	Cast Iron	NPT	B68414	5,305	120
				Flanged	B70280	5,305	120
				Victaulic	B68417	5,561	130
	CCW		NPT	B68415	5,305	104	
	Victaulic		B68416	5,561	130		
B3ZRM Heavy Duty Frame Standard Frame Footprint	CW	Packing	Cast Iron	Flanged	B85580	5,930	160
				Victaulic	B85581	5,930	158
	CCW			Flanged	B85582	5,930	158
	Victaulic			B85582	5,930	158	
B4ZRBH (4 x 5 x 9 BH)	CW	Packing	Cast Iron	Flanged	B85713	6,925	300
B4ZRBHS (4 x 5 x 9 BH)	CW	Mechanical	Cast Iron	Flanged	B85714	7,358	300
B5ZRBH (5x 6 x 9 BH)	CW	Packing	Cast Iron	Flanged	B85715	7,695	350
B5ZRBHS (5x 6 x 9 BH)	CW	Mechanical	Cast Iron	Flanged	B85716	8,174	350
B6ZRBHH (6 x 8 x 9 BHH)	CW	Packing	Cast Iron	Flanged	B85717	12,126	405
B6ZRBHHS (6 x 8 x 9 BHH)	CW	Mechanical	Cast Iron	Flanged	B85718	25,356	405

Type "B" Frame Mount Centrifugals
Berkeley® B-series - "E" (10" nominal impeller diameter) - Frame Mount

Series (discharge x suction x impeller size & capacity)	Rotation	Shaft Seal	Impeller Material	Casing Connection	Catalog Number	List Price	Weight (Lbs.)
B1-1/2ERL (1-1/2 x 2 x 10 L)	CW	Packing	Silicon Bronze	NPT	B75017	\$6,864	85
B1-1/2ERLS (1-1/2 x 2 x 10 L)	CW	Mechanical	Silicon Bronze	NPT	B60194S	7,719	85
B2ERBH (2 x 3 x 10 BH)	CW	Packing	Cast Iron	NPT	B54345	8,889	165
B2ERBHS (2 x 3 x 10 BH)	CW	Mechanical	Cast Iron	NPT	B73020	9,696	165
B2ERHH (2 x 3 x 10 HH)	CW	Packing	Cast Iron	NPT	B55829	7,192	95
B2ERHH (2 x 3 x 10 HH)	CCW	Packing	Cast Iron	NPT	B55159	7,192	116
B2ERHHS (2 x 3 x 10 HH)	CW	Mechanical	Cast Iron	NPT	B75178	7,866	116
B3ERBL (3 x 4 x 10 BL)	CW	Packing	Cast Iron	NPT	B58063	9,858	215
	CCW				B58064	9,858	180
B3ERBLS (3 x 4 x 10 BL)	CW	Mechanical	Cast Iron	NPT	B73019	10,631	180
	CCW				B73022	10,631	
B3ERM (3 x 4 x 10 M)	CW	Packing	Cast Iron	NPT	B55210	8,355	115
B3ERMS (3 x 4 x 10 M)	CW	Mechanical	Cast Iron	NPT	B61799	8,662	115
B4ERM (4 x 5 x 10 M)	CW	Packing	Cast Iron	Flanged	B55211	8,795	155
B4ERBM (4 x 5 x 10 BM)	CW	Packing	Cast Iron	Flanged	B58811	10,427	225
	CCW				B58810	10,427	200
B4ERBMS (4 x 5 x 10 BM)	CW	Mechanical	Cast Iron	Flanged	B73023	11,338	200
	CCW				B73027	11,669	
B5ERBH (5 x 6 x 10 BH)	CW	Packing	Cast Iron	Flanged	B87230	14,149	220
B5ERBHS (5 x 6 x 10 BH)	CW	Mechanical	Cast Iron	Flanged	B87229	12,749	220

NOTE: Suction and Discharge Companion Flange Kit pricing can be found on page 53, if required. See page 45 for ordering instructions.

Berkeley® B-series - "G" (12" nominal impeller diameter) - Frame Mount

Series (discharge x suction x impeller size & capacity)	Rotation	Shaft Seal	Impeller Material	Casing Connection	Catalog Number	List Price	Weight (Lbs.)
B4GRMBH (4 x 6 x 12 BH)	CW	Packing	Silicon Bronze	Flanged	B75569	\$14,723	328
B4GRMBHS (4 x 6 x 12 BH)	CW	Mechanical	Silicon Bronze	Flanged	B75570	15,532	328
B8GRMBM (8 x 10 x 12 BM)	CW	Packing	Cast Iron	Flanged	B52379	19,490	440
	CCW				B52380	19,490	490
B8GRMBMS (8 x 10 x 12 BM)	CW	Mechanical	Cast Iron	Flanged	B66915	20,774	490
	CCW				B66916	20,774	
	CW	Dry-Run			B66915D	22,885	
B10GRMBM (10 x 12 x 12 BM)	CW	Packing	Cast Iron	Flanged	B52381	21,347	430
B10GRMBMS (10 x 12 x 12 BM)	CW	Mechanical	Cast Iron	Flanged	B66917	22,631	495

NOTE: Suction and Discharge Companion Flange Kit pricing can be found on page 53, if required.

*Berkeley Dry-Run pumps include: Mechanical Seal, Dry-Run Gland with Lip Seal, Hardened Stainless Steel Shaft Sleeve, Lubricant Reservoir & Tubing.

See page 54 for Dry-Run Spare Parts Kits.

See page 40 for ordering instructions.

Type "B" Frame Mount Centrifugals

Berkeley® B-series - "J" (13" nominal impeller diameter) - Frame Mount

Series (discharge x suction x impeller size & capacity)	Rotation	Shaft Seal	Impeller Material	Casing Connection	Catalog Number	List Price	Weight (Lbs.)
B2-1/2JRM (2-1/2 x 4 x 13 BM)	CW	Packing	Cast Iron	NPT	B52362	\$11,775	278
B2-1/2JRMBS (2-1/2 x 4 x 13 BM)	CW	Mechanical	Cast Iron	NPT	B66925	12,547	135
B3JRM (3 x 4 x 13 BM)	CW	Packing	Cast Iron	NPT	B87332	11,943	265
	CCW	Packing	Cast Iron	NPT	B87333	11,943	278
B3JRMBS (3 x 4 x 13 BM)	CW	Mechanical	Cast Iron	NPT	B87334	13,350	150
	CCW				B87335	12,727	
	CW	Dry-Run	B87334D	18,278			
B4JRM (4 x 5 x 13 BH)	CW	Packing	Cast Iron	Flanged	B62321	13,141	312
	CCW				B62323	13,141	310
	CW				B85479	13,290	320
B4JRMBS (4 x 5 x 13 BH)	CW	Mechanical	Cast Iron	Flanged	B61050	14,557	310
	CCW				B66923	14,147	
	CW	Dry-Run	B61050D	16,713			
	CW	Mechanical	B69743	13,135	320		
B4JRMBSH (4 x 5 x 13 BH)	CW	Packing	Cast Iron	Flanged	B62328	12,107	320
B4JRMBSHS (4 x 5 x 13 BH)	CW	Mechanical	Cast Iron	Flanged	B61657	12,547	310
B6JRM (6 x 8 x 13 BM)	CW	Packing	Cast Iron	Flanged	B80368	15,445	390
	CCW				B56775	15,155	
B6JRMBS (6 x 8 x 13 BM)	CW	Mechanical	Cast Iron	Flanged	B80367	16,886	390
	CCW				B66920	16,559	
	CW	Dry-Run	B80367D	19,403			
B6JRM (6 x 8 x 13 BH)	CW	Packing	Cast Iron	Flanged	B58238	15,993	360
B6JRMBS (6 x 8 x 13 BH)	CW	Mechanical	Cast Iron	Flanged	B75059	19,808	360

*Berkeley Dry-Run pumps include: Mechanical Seal, Dry-Run Gland with Lip Seal, Hardened Stainless Steel Shaft Sleeve, Lubricant Reservoir & Tubing. See page 54 for Dry-Run Spare Parts Kits.

* Model B4JRMBSH does not have a standard suction flanged connection. Requires a 6" x 10" special suction flange available through Berkeley. See page 46 for ordering instructions.

Berkeley® B-series - "EX" (15" nominal impeller diameter) - Frame Mount

Series (discharge x suction x impeller size & capacity)	Rotation	Shaft Seal	Impeller Material	Casing Connection	Catalog Number	List Price	Weight (Lbs.)
B6EXRBH (6 x 8 x 15 BH)	CW	Packing	Cast Iron	Flanged	B56755	25,884	605

NOTE: Suction and Discharge Companion Flange Kit pricing can be found on page 53, if required.

Berkeley® B-series - "EY" (18" nominal impeller diameter) - Frame Mount

Series (discharge x suction x impeller size & capacity)	Rotation	Shaft Seal	Impeller Material	Casing Connection	Catalog Number	List Price	Weight (Lbs.)
B4EYRMBM (4 x 5 x 18 BM)	CW	Packing	Cast Iron	Flanged	B87356	21,031	465
B4EYRMBMS (4 x 5 x 18 BM)		Mechanical			B87357	21,854	490
B4EYRMBH (4 x 5 x 18 BH)		Packing			B85283	20,434	490
B4EYRMBHS (4 x 5 x 18 BH)		Mechanical			B85285	22,492	490
		Dry-Run			B85285D	24,324	490

Self-Primers

Series (discharge x suction x impeller size & capacity)	Drive Type	Rotation	Shaft Seal	Impeller Material	Casing Connection	Catalog Number	List Price	Weight (Lbs.)
B3TRKS (3 x 3 x 6)	Coupling		Mechanical	Cast Iron	NPT	B60772	5,001	60
	V-Belt					B60771	5,331	95
B4ZRKS* (4 x 4 x 9)	Coupling				Flanged	B82375	11,683	300

* New heavy-duty Z Frame.

Ordering Instructions

The following information is required with each order.

1. Pump Model
2. Catalog Number
3. Required Flow Rate, Head and RPM
4. Impeller Diameter (See Cutting Charge)

PRICES INCLUDE

Frame-mounted pump with integral shaft and ball-bearing assembly either:

1. Designed for use with a flexible coupling - or -
2. Fitted with a conventional pulley for belt-drive.

NOTE: Baseplate, coupling, guards, shields and other required components are not included and must be purchased separately.

Refer to Tech Data 4163 for details of various drive arrangements.

CONNECTION OPENINGS – Suction and discharge openings are NPT tapped for standard pipe as indicated.

ROTATION – Clockwise (CW) or counter-clockwise (CCW) when looking at pulley end of shaft.

Type "B" SAE Mount Centrifugals - for flywheel housings

Berkeley® B-series - "Z" (9" nominal impeller diameter) - SAE drive

Series (discharge x suction x impeller size & capacity)	Shaft Seal	Impeller Material	Casing Connection	Shaft Spline Size	Shaft Ext.	SAE HSG Size	Basic Pump End Unmounted Less Flywheel Coupling		Weight (Lbs.)
							Catalog Number	List Price	
B2-1/2ZQM (2-1/2 x 3 x 9 M)	Packing	Cast Iron	NPT	1-3/8"-10T	3"	5	B65989	\$8,094	130
						4	B71826	8,094	130

Series (discharge x suction x impeller size & capacity)	Shaft Seal	Impeller Material	Casing Connection	Shaft Spline Size	Shaft Ext.	Coupling Catalog Number (Included)	Clutch Size	Pump Catalog Number*	List Price (Including Elastomeric Coupling)	Weight (Lbs.)		
B3ZQM" (3 x 4 x 9 M) Heavy Duty Frame	Packing	Cast Iron	Flanged	1-1/2"-10T	SAE 4-2-3/4" SAE 5-2-1/2"	B85398	6.5"	B80831	\$10,468	250		
						B85400	7.5"	B80830	10,468			
						B85402	8"	B80833	10,468			
						B85404	10"	B80832	10,612			
			grooved			B85398	6.5"	B80835	10,753	225		
						B85400	7.5"	B80834	10,753			
						B85402	8"	B80837	10,753			
						B85404	10"	B80836	10,901			
						B85398	6.5"	B80839	10,468			
						B85400	7.5"	B80838	10,468			
						B85402	8"	B80841	10,468			
						B85404	10"	B80840	10,612			
NPT	B85398	6.5"	B80843	11,048	250							
	B85400	7.5"	B80842	11,048								
	B85402	8"	B80845	11,048								
	B85404	10"	B80844	11,191								
B3ZQMS" (3 x 4 x 9 M) Heavy Duty Frame	Mechanical	Cast Iron	Flanged	1-1/2"-10T	SAE 4-2-3/4" SAE 5-2-1/2"	B85398	6.5"	B80847	11,340	225		
						B85400	7.5"	B80846	11,340			
						B85402	8"	B80998	11,340			
						B85404	10"	B80848	11,477			
			grooved			B85398	6.5"	B80851	11,048	250		
						B85400	7.5"	B80850	11,048			
						B85402	8"	B80853	11,048			
						B85404	10"	B80852	11,191			
						NPT	B85398	6.5"	B80851		11,048	225
							B85400	7.5"	B80850		11,048	
							B85402	8"	B80853		11,048	
							B85404	10"	B80852		11,191	

*Pump includes a heavy duty elastomeric coupling.

**Z" series SAE pumps are dual machined to fit SAE #4 and SAE#5 engine bell housings. List prices include elastomeric coupling. Please refer to chart above for appropriate clutch size.

Series (discharge x suction x impeller size & capacity)	Shaft Seal	Impeller Material	Casing Connection	Shaft Spline Size	Shaft Ext.	SAE HSG Size	Catalog Number	List Price	Weight (Lbs.)
B4ZQBH (4X5X9 BH)	Packing	Cast Iron	Flanged	1-1/2"-10T	(3) 2.81 (4) 2.63	3/4	B85719	\$10,604	300
B4ZQBHS (4X5X9 BH)	Mechanical						B85720	11,092	300
B5ZQBH (5X6X9 BH)	Packing						B85721	11,403	350
B5ZQBHS (5X6X9 BH)	Mechanical						B85722	11,920	350
B6ZQBHH (6X8X9 PBHH)	Packing			B85723	12,473		405		
B6ZQBHHS (6X8X9 PBHH)	Mechanical			B85724	13,042		405		

Type "B" SAE Mount Centrifugals - for flywheel housings

Berkeley® B-series - "E" (10" nominal impeller diameter) - SAE drive

Series (discharge x suction x impeller size & capacity)	Shaft Seal	Impeller Material	Casing Connection	Shaft Spline Size	Shaft Ext.	SAE HSG Size	Basic Pump End Unmounted Less Flywheel Coupling		Weight (Lbs.)
							Catalog Number	List Price	
B1-1/2EQL (1-1/2 x 2 x 10 L)	Packing	Silicon Bronze	NPT	1-3/8"-10T	2-1/2"	5	B71848	\$9,655	170
B2EQHH (2 x 3 x 10 HH)		Cast Iron			2-1/2"	5	B71850	10,050	160
B3EQBL (3 x 4 x 10 BL)					3"	4	B71849	10,050	160
					2-1/2"	5	B71978	11,196	180
B4EQM (4 x 5 x 10 M)					3"	4	B71979	11,196	180
					2-1/2"	5	B71855	12,676	200
B5EQBH (5 x 6 x 10 BH)			Flanged		4	B71981	12,676	200	
		3"			4	B71860	14,153	350	

Berkeley® B-series - "G" (12" nominal impeller diameter) - SAE drive

borders	Shaft Seal	Impeller Material	Casing Connection	Shaft Spline Size	Shaft Ext.	SAE HSG Size	Basic Pump End Unmounted Less Flywheel Coupling		Weight (Lbs.)
							Catalog Number	List Price	
B4GQBH (4 x 6 x 12 BH)	Packing	Silicon Bronze	Flanged	1-1/2"-10T	3"	4	B75561	17,265	328
						3	B75562	17,265	353
						2	B75563	18,127	418
						1	B75564	18,123	418
B4GQBHS (4 x 6 x 12 BH)	Mechanical					4	B75565	18,113	328
						3	B75566	36,225	353
						2	B75567	19,014	418
						1	B75568	19,014	418
B8GQBM (8 x 10 x 12 BM)	Packing	Cast Iron				4	B78723	17,074	445
	Dry-Run					4	B78723D	19,265	445
	Packing		3	B66103	17,074	455			
	Dry-Run		3	B66103D	19,265	455			
	Packing		2	B66104	17,074	460			
	Dry-Run		2	B66104D	19,265	455			
	Packing		1	B68910	17,074	475			
	Dry-Run		1	B68910D	19,265	475			
B10GQBM (10 x 12 x 12 BM)	Packing	Cast Iron	3	B66106	41,018	800			
			2	B68935	20,509	800			
			1	B66107	20,509	800			

*Berkeley Dry-Run pumps include: Mechanical Seal, Dry-Run Gland with Lip Seal, Hardened Stainless Steel Shaft Sleeve, Lubricant Reservoir & Tubing.
See page 61 for Dry-Run Spare Parts Kits.

Type "B" SAE Mount Centrifugals - for flywheel housings

Berkeley® B-series - "J" (13" nominal impeller diameter) - SAE drive

Series (discharge x suction x impeller size & capacity)	Shaft Seal	Impeller Material	Casing Connection	Shaft Spline Size	Shaft Ext.	SAE HSG Size	Basic Pump End Unmounted Less Flywheel Coupling		Weight (Lbs.)	
							Catalog Number	List Price*		
B2-1/2JQBM (2-1/2 x 4 x 13 BM)	Packing	Cast Iron	NPT	1-3/8"-10T	3"	3	B65995	\$12,423	293	
						4	B68551	12,423	345	
						2-1/2"	B65998	12,423	345	
						3"	B69337	12,423	345	
B2-1/2JQBMS (2-1/2 x 4 x 13 BM)	Mechanical	Cast Iron	NPT	1-3/8"-10T	3"	3	B75300	28,065	345	
	Dry-Run					4	B78033	28,065		
						4	B78033D	32,560		
B3JQBM (3 x 4 x 13 BM)	Packing	Cast Iron	NPT	1-1/2"-10T	3"	2-1/2"	B87343	13,447	345	
						4	B87342	13,447	294	
						3	B87341	13,447	300	
						2	B87340	13,447	365	
						1	B87339	13,447	365	
						4	B87345	15,057	365	
B3JQBMS (3 x 4 x 13 BM)	Mechanical	Cast Iron	NPT	1-1/2"-10T	3"	3	B87344	15,057	365	
						5	B73400	14,275	400	
B4JQBH (4 x 5 x 13 BH)	Packing	Cast Iron	Flanged	1-3/8"-10T	3"	4	B66024	14,275	324	
						3	B66027	14,275	400	
						2	B66025	14,275	330	
						4	B66030	14,275	320	
						3	B66026	14,275	335	
			1-1/2"-10T	2		B66031	14,275	400		
				1		B68906	14,275	400		
				5		B75000	15,565	400		
				4		B75001	15,565	400		
				3		B75002	31,129	400		
B4JQBHS (4 x 5 x 13 BH)	Mechanical	Cast Iron	Flanged	1-1/2"-10T	3"	2	B75003	15,565	400	
						Dry-Run	4	B75004	31,129	400
							3	B75005	15,565	400
							2	B75006	15,565	400
							1	B75007	15,565	400
	Mechanical	Silicon Bronze	Flanged	1-1/2"-10T		3	B67294	31,784	320	
						3	B67294D	18,136	320	
						2	B71834	15,892	400	
						2	B71834D	18,136	400	
						3	B75010	17,176	400	
B6JQBM (6 x 8 x 13 BM)	Packing	Cast Iron	Flanged	1-1/2"-10T	3"	2	B75011	17,176	400	
						4	B80375	16,869	475	
						3	B80376	16,869	370	
						2	B80377	16,869	475	
						1	B80378	16,869	372	
		Silicon Bronze				1	B80380	18,617	475	
						2	B80381	18,617	475	
						3	B80382	18,617	475	
						4	B80383	18,617	475	
						3	B80385	18,515	475	

Type "B" SAE Mount Centrifugals - for flywheel housings

Berkeley® B-series - "EX" (15" nominal impeller diameter) - SAE drive

Series (discharge x suction x impeller size & capacity)	Shaft Seal	Impeller Material	Casing Connection	Shaft Spline Size	Shaft Ext.	SAE HSG Size	Basic Pump End Unmounted Less Flywheel Coupling		Weight (Lbs.)
							Catalog Number	List Price	
B4EXQBLS (4 x 6 x 15 BL)	Mechanical	Cast Iron	Flanged	1-1/2"-10T	3"	3	B66034	\$26,287	545
						2	B68501	26,287	545
						1	B68500	24,806	545
B5EXQBHS (5 x 6 x 15 BH)	Mechanical	Cast Iron	Flanged	1-1/2"-10T	3"	3	B66055	26,947	630
						2	B66054	26,947	445
						1	B66056	26,947	630
B6EXQBM (6 x 8 x 13.5 BM)	Packing	Cast Iron	Flanged	1-1/2"-10T	3"	4	B87299	19,542	490
						3	B87298	19,542	490
						2	B87297	19,542	490
						1	B87296	19,542	490

Berkeley® B-series - "XT" (15.5" nominal impeller diameter) - SAE drive

Series (discharge x suction x impeller size & capacity)	Shaft Seal	Impeller Material	Casing Connection	Shaft Spline Size	Shaft Ext.	SAE HSG Size	List Price (Including Elastomeric Coupling)		Weight (Lbs.)
							Catalog Number	List Price*	
B6XTQBH (6 x 8 x 15.5 BH) 15.5" Trim	Packing	Cast Iron	Flanged	1-1/2"-10T	3"	2/3	B85333	27,247	564
	Dry-Run				3"	2/3	B85333D	30,049	564
	Packing				2.44	1	B85335	24,863	594
	Dry-Run				2.44	1	B85335D	27,359	564
B6XTQBH (6 x 8 x 15.5 BH) 14" Trim	Packing	Cast Iron	Flanged	1-1/2"-10T	3"	2/3	B85334	27,247	560
	Dry-Run				3"	2/3	B85334D	30,049	560
	Packing				2.44	1	B85336	24,863	590
	Dry-Run						B85336D	27,359	590
B6XTQBHS (6 x 8 x 15.5 BH) 15.5" Trim	Mechanical	Cast Iron	Flanged	1-1/2"-10T	2.44	2/3	B87174	28,845	590

Berkeley® B-series - "EY" (18" nominal impeller diameter) - SAE drive

Series (discharge x suction x impeller size & capacity)	Shaft Seal	Impeller Material	Casing Connection	Shaft Spline Size	Shaft Ext.	SAE HSG Size	Basic Pump End Unmounted Less Flywheel Coupling		Weight (Lbs.)
							Catalog Number	List Price*	
B4EYQBM (4 x 5 x 18 BM)	Packing	Cast Iron	Flanged	1-1/2"-10T	3"	4	B87361	20,531	620
						3	B87360	41,061	
						2	B87359	20,531	
						1	B87358	20,531	
B4EYQBH (4 x 5 x 18 BH)	Packing	Cast Iron	Flanged	1-1/2"-10T	3"	3	B85290	21,193	620
						2	B85289	21,193	
						1	B85291	21,193	
B4EYQBHS (4 x 5 x 18 BH)	Mechanical	Cast Iron	Flanged	1-1/2"-10T	3"	3	B85286	21,635	620
	Dry-Run						B85286D	24,438	
B4EYQBHS (4 x 5 x 18 BH)	Mechanical	Cast Iron	Flanged	1-1/2"-10T	3"	2	B85342	21,635	620
	Dry-Run						B85342D	24,438	

NOTE: Suction and discharge companion flange kit pricing can be found on page 53.

See page 6 for model description.

Type "B" SAE Mount - For Flywheel Housings

Model Number (Size)	Shaft Seal	Impeller Material	Volute Connection	Shaft Spline Size	Shaft Ext.	SAE HSG Size	Basic Pump End Unmounted Less Flywheel Coupling		Weight (Lbs.)
							Catalog Number	List Price*	
B4ZQKLS (4 x 4 x 9 L)	Mechanical	Cast Iron	NPT	1-3/8"-10T	2-1/2"	5	B69490	\$13,567	320
					3"	4	B69350	13,567	320
B4ZQKHS (4 x 4 x 9 H)					2-1/2"	5	B66110	13,567	320
					3"	4	B68865	13,567	215

NOTE: Basic pump end includes centrifugal pump end (unmounted), with ball bearing bracket assembly for mounting on engine with standard SAE flywheel housing. Flywheel coupling is not included.

Berkeley® Z Frame Series – New Self Priming Heavy Duty

Model Number (Size)	Shaft Seal	Impeller Material	Volute Connection	Shaft Spline Size	Shaft Ext.	Coupling Catalog Number (Included)	Clutch Size	Pump Catalog Number*	List Price (Including Elastomeric Coupling)	Weight (Lbs.)
B4ZQKLS (4 x 4 x 9 L)	Mechanical	Cast Iron	NPT	1-1/2"-10T	SAE 4 - 2-3/4" SAE 5 - 2-1/2"	B85398	6.5"	B82381	15,108	325
						B85400	7.5"	B82380	15,108	
						B85402	8"	B82383	15,108	
						B85407	10"	B82382	15,176	
B4ZQKHS (4 x 4 x 9 H)						B85398	6.5"	B82377	15,108	
						B85400	7.5"	B82376	15,108	
						B85402	8"	B82379	15,108	
						B85407	10"	B82378	15,108	

*Z" series SAE pumps are dual machined to fit SAE #4 and SAE#5 engine bell housings. List prices include elastomeric coupling. Please refer to chart above for appropriate clutch size. Pump includes a heavy duty elastomeric coupling.

Flywheel Couplings for SAE Housings

Wide RPM Range, Elastomer Mounted Hub					
Clutch Size	Outside Dimension	Catalog Number	Shaft Size	R Rating	List Price
6.5"	8.5"OD	B85397	1-3/8"-10T	7	\$1,416
6.5"	8.5"OD	B85398	1-1/2"-10T	7	1,416
7.5"	9.5"OD	B85399	1-3/8"-10T	7	1,416
7.5"	9.5"OD	B85400	1-1/2"-10T	7	1,416
8.0"	10-3/8"OD	B85401	1-3/8"-10T	7	1,416
8.0"	10-3/8"OD	B85402	1-1/2"-10T	7	1,416
10.0"	12-3/8"OD	B85403	1-3/8"-10T	7	1,464
10.0"	12-3/8"OD	B85407	1-3/8"-10T HD	9	1,819
10.0"	12-3/8"OD	B85404	1-1/2"-10T	7	1,464
10.0"	12-3/8"OD	B85408	1-1/2"-10T	9	1,819
11.5"	13-7/8"OD	B85406	1-1/2"-10T	7	1,464
11.5"	13-7/8"OD	B85409	1-3/8"-10T HD	9	1,819
11.5"	13-7/8"OD	B85405	1-3/8"-10T	7	1,464
11.5"	13-7/8"OD	B85410	1-1/2"-10T HD	9	1,819
11.5"	13-7/8"OD	M15654	2"-10T	16	5,197
11.5"	13-7/8"OD	M15655	2"-10T	19	5,197
14"	18-3/8"OD	B85411	1-1/2"-10T HD	9	1,819

NOTE: All splines are 10T. A flywheel coupling is required for the connection of pumps to engines with SAE flywheel housings. The standard flywheel couplings listed here are shown on dimension sheet 4117. Suction and Discharge companion flange kit pricing can be found on page 53.

To determine "R" Rating, divide horsepower by RPM and multiply by 100.

EXAMPLE: (120 ÷ 1800) x 100 = 6.66 – A coupling with an "R" Rating of 7 would be used.

Type "B" Air-Cooled Gas Pumps

Engine Drive

Model Number	HP	Engine Manufacturer	Engine Model	Engine Type	Engine Starter	Fuel Tank Capacity (Gal.)	Mounting Type	Catalog Number	List Price	Weight Lbs.
End Suction										
B1-1/2ZQLS-18	18	Briggs & Stratton®	V-Twin	OHV	Electric	N/A	Base Mtd.	B70287	\$13,398	265
B2ZQLS-18							Base Mtd.	B87257	28,941	280
							No Base	B87258	13,287	325
B3TQMS-18							Base Mtd.	B71149	12,427	285
Self-Priming										
B4TQKLS-18	18	Briggs & Stratton®	V-Twin	OHV	Electric	N/A	Base Mtd.	B71546	17,379	330

NOTE: On base mounted 18 HP units, pumps are positioned to accommodate a lawn and garden battery. Battery and battery cable(s) are NOT included.

Fuel tank not included on 18 HP units.

Optional seals available, consult factory for options, costs, and lead times.

Model Number	HP	Engine Manufacturer	Engine Model	Engine Type	Engine Starter	Fuel Tank Capacity (Gal.)	Mounting Type	Catalog Number	List Price	Weight Lbs.
End Suction										
B1-1/2ZQLS-18 - Kit							Base Mtd.	B70287KIT	3,687	171
B2ZQLS-18 - Kit							Base Mtd.	B87257KIT	5,446	186
B3TQMS-18 - Kit							Base Mtd.	B71149KIT	3,202	191

Kits in include pump and base. No engine included.

Accessories
Flange Kits and Cutting Charges
Companion Flange Kits

NPT tapped suction and discharge openings are for standard pipe. All models with a discharge size 3" or smaller are NPT except for the victaulic coupled B3ZRM. Flanged suction and discharge openings are faced and drilled (per ANSI B16.1, class 125) for standard flanges. Maximum working pressure for class 30 cast iron, per ANSI B16.1, is 175 PSI unless otherwise stated on pump curve. All models with a discharge size of 4" or larger are flanged except the B6Z models as noted, and model B4JRBH as noted.

Series	Suction	Size	List Price	Discharge	Size	List Price
B2TPM	B60128	2-1/2" X 7"	\$252	B60120	2" X 6"	\$231
B2ZPL						
B2ZPHS						
B2EPBL	B60129	3" X 7-1/2"	322	B60120	2" X 6"	231
B2EPBHH						
B2-1/2TPM	B60129	3" X 7-1/2"	322	B60128	2-1/2" X 7"	252
B2-1/2ZPL						
B2-1/2ZPM						
B3TPM	B74303	4" X 9"	359	B60129	3" X 7-1/2"	322
B3TPH						
B3ZPL						
B3ZPM						
B3ZPBH						
B3EPBL						
B4EPM	B59875	5" X 10"	458	B59870	4" X 9"	718
B4EPBM						
B4JPBH						
B4GPBH w/o Eccentric Reducer	B59871	5" X 10"	458	B59870	4" X 9"	718
B4EYPBM						
B4EXPBL						
B4EYPBH						
B4GPBH with Eccentric Reducer	B59872	6" X 11"	471	B59870	4" X 9"	718
B4JPBHH	B59876	6" X 10"	724	B59870	4" X 9"	718
B5EPH	B59877	6" X 11"	#N/A	B59871	5" X 10"	458
B5EPBM						
B5WP						
B5EXPBH						
B6ZPL	B59878	8" X 13-1/2"	681	B59872	6" X 11"	471
B6ZPH						
B6JPBL						
B6JPBM						
B6JPBH						
B6EXPBL						
B6EXPBH						
B8GPBM	B59879	10" X 16"	1203	B59873	8" X 13-1/2"	681

Non-catalog (Non-standard) Impeller Trim Charges

Description	NET Price
Non-catalog (Non-standard) Impeller Trim Charge	\$500

Part No.	Description	List Price
Suction Primers		
S20018	Manifold Primer	\$1,328
M12186	Replacement Diaphragm Kit for #7 Protek Primer	383
M14834	TS6-3 Replacement Handle Tuf-Skin Hand Primer	377
Discharge Priming Valves		
B02352	2 x 2-1/2 NPT/NPT	1,781
B05922	2-1/2 x 3 NPT/NPT	1,514
B05923	3 x 4 NPT/NPT	1,328
B05924	4 x 4 NPT/Flanged	1,804
B05925	5 x 5 NPT/Flanged	2,112
B05926	6 x 6 NPT/Flanged	2,151
Packing Puller		
S15510	Packing Puller	138



Ordering Instructions:

The following information is required with each order:

1. Kit Model Number
2. Catalog Number
3. Customer Name
4. Customer Number

Kit Includes:

Motor drive kits include the bracket, impeller (full diameter for U and AK dimension), volute, mechanical seal or packing, -hardware, owner's manual and nameplate.

Full diameter impellers are supplied to allow the assembler to trim for proper head and horsepower. See pump curves and price sheet for impeller diameters. Name plates are provided with model and bill of material information. Assemblers should provide exact trim information on nameplates. Space is also provided on nameplate for assembler to provide date code and/or serial number information.

Materials:

- Volute – cast iron
- Bracket – cast iron
- Impellers – cast iron and/or silicon bronze (see price sheet)
- Wear Rings – silicon bronze (as applicable, depending on the pump series)
- Shaft Sleeves – all shaft sleeves are stainless steel
- Packing – non-metallic and metallic
- Connection openings – suction and discharge openings are NPT tapped for standard pipe or faced and drilled for 125 lb. standard flanges as indicated

Berkeley® B Series

Series	HP	Phase	Frame	RPM	U x AK (in.)	Impeller Trim (in.)	Catalog Number	List Price	Weight (lbs)
B1-1/2TPL impeller - cast iron casing - NPT seal - packing	3	1	182JP	3600	7/8 x 4-1/2	6	B51592KIT-01	\$3,534	68
	3	3	145JP			6-1/2	B53749KIT	3,643	
	5	1	184JP						
	5	3	182JP						
B1-1/2TPLS impeller - cast iron casing - NPT seal - mechanical	3	1	182JM	3600	7/8 x 4-1/2	6	B54497KIT-01	3,090	33
	3	3	145JM			6-1/2	B54498KIT	3,180	
	5	1	184JM						
	5	3	182JM						
B1-1/2TPM impeller - cast iron casing - NPT seal - packing	5	1	184JP	3600	7/8 x 4-1/2	6	B58146KIT	3,766	38
	5	3	182JP						
	7.5	1	213JP		1-1/4 x 8-1/2	6-9/16	B58148KIT	4,149	44
	7.5	3	184JP						
	10	3	213JP						
B1-1/2TPM impeller - silicon bronze casing - NPT seal - packing	5	1	184JP	3600	7/8 x 4-1/2	6	B74405KIT	3,865	38
	5	3	182JP						
	7.5	1	213JP		1-1/4 x 8-1/2	6-9/16	B74413KIT	4,228	44
	7.5	3	184JP						
	10	3	213JP						
B1-1/2TPMS impeller - cast iron casing - NPT seal - mechanical	5	1	184JM	3600	7/8 x 4-1/2	6	B58086KIT	3,292	30
	5	3	182JM						
	7.5	1	213JM		7/8 x 8-1/2	6/9/16	B58088KIT	3,743	32
	7.5	3	184JM						
	10	3	213JM						
B1-1/2TPMS impeller - silicon bronze casing - NPT seal - mechanical	5	1	184JM	3600	7/8 x 4-1/2	6	B74407KIT	3,398	30
	5	3	182JM						
	7.5	1	213JM		7/8 x 8-1/2	6/9/16	B74418KIT	3,840	32
	7.5	3	184JM						
	10	3	213JM						
B2TPM impeller - cast iron casing - NPT seal - packing	3	1	182JP	3600	7/8 x 4-1/2	5.44	B53769KIT	3,766	45
	3	3	145JP						
	5	1	184JP						
	5	3	182JP		1-1/4 x 8-1/2	6.04	B53770KIT	4,294	64
	7.5	1	213JP						
	10	3	213JP						
B2TPM impeller - cast iron casing - flanged seal - packing	3	1	182JP	3600	7/8 x 4-1/2	5.44	B78674KIT	3,766	45
	3	3	145JP						
	5	1	184JP						
	5	3	182JP		1-1/4 x 8-1/2	6.04	B78678KIT	4,294	64
	7.5	1	213JP						
	10	3	213JP						
B2TPM impeller - silicon bronze casing - NPT seal - packing	3	1	182JP	3600	7/8 x 4-1/2	5.44	B73857KIT	3,868	45
	3	3	145JP						
	5	1	184JP						
	5	3	182JP		1-1/4 X 8-1/2	6.04	B73862KIT	4,373	64
	7.5	1	213JP						
	10	3	213JP						
B2TPM impeller - silicon bronze casing - flanged seal - packing	3	1	182JP	3600	7/8 x 4-1/2	5.44	B74454KIT	3,868	45
	3	3	145JP						
	5	1	184JP						
	5	3	182JP		1-1/4 x 8-1/2	6.04	B74458KIT	4,373	64
	7.5	1	213JP						
	10	3	213JP						

B-series Kit Program
Berkeley® B Series

Series	HP	Phase	Frame	RPM	U x AK (in.)	Impeller Trim (in.)	Catalog Number	List Price	Weight (lbs)		
B2TPMS impeller - cast iron casing - NPT seal - mechanical	3	1	182JM	3600	7/8 x 4-1/2	5.44	B54535KIT	\$3,324	37		
	3	3	145JM								
	5	1	184JM								
	5	3	182JM								
	7.5	1	184JM		7/8 x 8-1/2	6.50	B54536KIT	3,868	39		
	7.5	3	215JM								
	10	1	215JM								
	10	3	213JM								
B2TPMS impeller - silicon bronze casing - NPT seal - mechanical	3	1	182JM	3600	7/8 X 4-1/2	5.44	B73872KIT	3,439	37		
	3	3	145JM								
	5	1	184JM								
	5	3	182JM								
	7.5	1	184JM		7/8 X 8-1/2	6.04	B73877KIT	3,969	39		
	7.5	3	215JM								
	10	1	215JM								
	10	3	213JM								
B2TPMS impeller - silicon bronze casing - flanged seal - mechanical	3	1	182JM	3600	7/8 X 4-1/2	5.44	B74468KIT	3,439	37		
	3	3	145JM								
	5	1	184JM								
	5	3	182JM								
	7.5	1	184JM		7/8 X 8-1/2	6.04	B74472KIT	3,969	39		
	7.5	3	215JM								
	10	1	215JM								
	10	3	213JM								
B2-1/2TPM impeller - cast iron casing - NPT seal - packing	1	1	143JP	1800	7/8 x 4-1/2	6.32	B51681KIT	3,654	69		
	1	3	143JP								
	1.5	1	145JP								
	1.5	3	145JP								
	2	1	182JP								
	2	3	145JP								
	3	1	182JP	3600			1-1/4 x 8-1/2	B53799KIT	4,246	55	
	3	3	145JP								
	5	1	184JP								
	5	3	182JP								
	7.5	1	184JP								
	7.5	3	213JP								
	10	1	215JP								
	10	3	213JP								
	15	3	215JP								
B2-1/2TPM impeller - cast iron casing - flanged seal - packing	1	1	143JP	1800	7/8 x 4-1/2	6.32	B75936KIT	3,555	69		
	1	3	143JP								
	1.5	1	145JP								
	1.5	3	145JP								
	2	1	182JP								
	2	3	145JP								
	3	1	182JP	3600			1-1/4 x 8-1/2	B75957KIT	4,125	55	
	3	3	145JP								
	5	1	184JP								
	5	3	182JP								
	7.5	1	184JP								
	7.5	3	213JP								
	10	1	215JP								
	10	3	213JP								
	15	3	215JP								
B2-1/2TPMS impeller - cast iron casing - NPT seal - mechanical	1	1	143JM	1800	7/8 x 4-1/2	6-1/2	B54569KIT	3,248	41		
	1	3	143JM								
	1.5	1	145JM								
	1.5	3	145JM								
	2	1	182JM								
	2	3	145JM								
	3	1	182JM	3600			7/8 x 8-1/2	6.32	B54574KIT	3,815	44
	3	3	145JM								
	5	1	184JM								
	5	3	182JM								
	7.5	1	184JM								
	7.5	3	213JM								
	10	1	215JM								
	10	3	213JM								
	15	3	215JM								

B-series Kit Program

Berkeley® B Series

Series	HP	Phase	Frame	RPM	U x AK (in.)	Impeller Trim (in.)	Catalog Number	List Price	Weight (lbs)					
B2-1/2TPMS impeller - cast iron casing - flanged seal - mechanical	1	1	143JM	1800	7/8 x 4-1/2	6-1/2	B75966KIT	\$3,157	41					
	1	3	143JM											
	1.5	1	145JM											
	1.5	3	145JM											
	2	1	182JM											
	2	3	145JM											
	3600	3	1	182JM	7/8 x 8-1/2	B75983KIT	3,705	44						
		3	3	145JM										
		5	1	184JM										
		5	3	182JM										
		7.5	1	213JM										
		10	1	215JM										
		10	3	213JM										
		15	3	215JM										
B2-1/2TPMS impeller - silicon bronze casing - NPT seal - mechanical		1	1	143JM					1800	7/8 X 4-1/2	6-1/2	B73966KIT	3,360	41
		1	3	143JM										
	1.5	1	145JM											
	1.5	3	145JM											
	2	1	182JM											
	2	3	145JM											
	3600	3	1	182JM	7/8 X 8-1/2	B73983KIT	3,907	44						
		3	3	145JM										
		5	1	184JM										
		5	3	182JM										
		7.5	1	213JM										
		10	1	215JM										
		10	3	213JM										
		15	3	215JM										
B2-1/2TPMS impeller - silicon bronze casing - flanged seal - mechanical		1	1	143JM					1800	7/8 X 4-1/2	6-1/2	B74548KIT	3,360	41
		1	3	143JM										
	1.5	1	145JM											
	1.5	3	145JM											
	2	1	182JM											
	2	3	145JM											
	3600	3	1	182JM	7/8 X 8-1/2	B74565KIT	3,907	44						
		3	3	145JM										
		5	1	184JM										
		5	3	182JM										
		7.5	1	213JM										
		10	1	215JM										
		10	3	213JM										
		15	3	215JM										
B3TPM impeller - cast iron casing - NPT seal - packing		1	1	143JP					1800	7/8 x 4-1/2	6-1/2	B53813KIT	3,819	56
		1	3	143JP										
	1.5	1	145JP											
	1.5	3	145JP											
	2	1	182JP											
	2	3	145JP											
	3600	3	1	184JP	1-1/4 x 8-1/2	B51633KIT	4,403	62						
		3	3	182JP										
		7.5	3	184JP										
		7.5	1	213JP										
		10	1	215JP										
		10	3	213JP										
		15	3	215JP										
		20	3	254JP										

B-series Kit Program
Berkeley® B Series

Series	HP	Phase	Frame	RPM	U x AK (in.)	Impeller Trim (in.)	Catalog Number	List Price	Weight (lbs)
B3TPM impeller - cast iron casing - flanged seal - packing	1	1	143JP	1800	7/8 x 4-1/2	6-1/2	B70113KIT	\$3,819	56
	1	3	143JP						
	1.5	1	145JP						
	1.5	3	145JP						
	2	1	182JP						
	2	3	145JP						
	3	1	184JP						
	3	3	182JP	3600	1-1/4 x 8-1/2	6-1/2	B70122KIT	4,403	62
	7.5	3	184JP						
	7.5	1	213JP						
	10	1	215JP						
	10	3	213JP						
	15	3	215JP						
	20	3	254JP						
B3TPM impeller - silicon bronze casing - NPT seal - packing	1	1	143JP	1800	7/8 x 4-1/2	6-1/2	B74804KIT	4,043	56
	1	3	143JP						
	1.5	1	145JP						
	1.5	3	145JP						
	2	1	182JP						
	2	3	145JP						
	3	1	184JP						
	3	3	182JP	3600	1-1/4 x 8-1/2	6-1/2	B74753KIT	4,483	62
	7.5	3	184JP						
	7.5	1	213JP						
	10	1	215JP						
	10	3	213JP						
	15	3	215JP						
	20	3	254JP						
B3TPM impeller - silicon bronze casing - flanged seal - packing	1	1	143JP	1800	7/8 x 4-1/2	6-1/2	B74832KIT	3,908	56
	1	3	143JP						
	1.5	1	145JP						
	1.5	3	145JP						
	2	1	182JP						
	2	3	145JP						
	3	1	184JP						
	3	3	182JP	3600	1-1/4 x 8-1/2	6-1/2	B74784KIT	4,483	62
	7.5	3	184JP						
	7.5	1	213JP						
	10	1	215JP						
	10	3	213JP						
	15	3	215JP						
	20	3	254JP						
B3TPMS impeller - cast iron casing - NPT seal - mechanical	1	1	143JM	1800	7/8 x 4-1/2	6-1/2	B69872KIT	3,364	86
	1	3	143JM						
	1.5	1	145JM						
	1.5	3	145JM						
	2	1	182JM						
	2	3	145JM						
	3	1	184JM						
	3	3	182JM	3600	7/8 x 8-1/2	6-1/8	B54598KIT	3,946	94
	7.5	3	184JM						
	7.5	1	213JM						
	10	1	215JM						
	10	3	213JM						
	15	3	215JM						
	20	3	254JM						
					1-1/4 x 8-1/2	6-1/2	B56695KIT	4,277	94

B-series Kit Program
 Berkeley® B Series

Series	HP	Phase	Frame	RPM	U x AK (in.)	Impeller Trim (in.)	Catalog Number	List Price	Weight (lbs)
B3TPMS impeller - cast iron casing - flanged seal - mechanical	1	1	143JM	1800	7/8 x 4-1/2	6-1/2	B70128KIT	\$3,364	86
	1	3	143JM						
	1.5	1	145JM						
	1.5	3	145JM						
	2	1	182JM						
	2	3	145JM						
	3	1	184JM	3600	7/8 x 8-1/2	6-1/8	B70134KIT	3,946	
	3	3	182JM						
	7.5	3	184JM						
	7.5	1	213JM						
	10	1	215JM						
	10	3	213JM						
15	3	215JM	3600	1-1/4 x 8-1/2	6-1/2	B70137KIT	4,277	94	
20		254JM							
B3TPMS impeller - silicon bronze casing - NPT seal - mechanical	1	1	143JM	1800	7/8 X 4-1/2	6-1/2	B74816KIT	3,556	86
	1	3	143JM						
	1.5	1	145JM						
	1.5	3	145JM						
	2	1	182JM						
	2	3	145JM						
	3	1	184JM	3600	7/8 X 8-1/2	6-1/8	B74766KIT	4,032	
	3	3	182JM						
	7.5	3	184JM						
	7.5	1	213JM						
	10	1	215JM						
	10	3	213JM						
15	3	215JM	3600	1-1/4 X 8-1/2	6-1/2	B74768KIT	4,356	94	
20		254JM							
B3TPMS impeller - silicon bronze casing - flanged seal - mechanical	1	1	143JM	1800	7/8 X 4-1/2	6-1/2	B74844KIT	3,470	86
	1	3	143JM						
	1.5	1	145JM						
	1.5	3	145JM						
	2	1	182M						
	2	3	145JM						
	3	1	184JM	3600	7/8 X 8-1/2	6-1/8	B74856KIT	4,032	
	3	3	182JM						
	7.5	3	184JM						
	7.5	1	213JM						
	10	1	215JM						
	10	3	213JM						
15	3	215JM	3600	1-1/4 X 8-1/2	6-1/2	B74859KIT	4,356	94	
20		254JM							
B3TPH impeller - silicon bronze casing - NPT seal - packing	2	1	184JP	1800	7/8 x 4-1/2	6-1/2	B66553SKIT	3,888	86
	2	3	145JP						
	3	1	184JP	3600	1-1/4 x 8-1/2	6-1/2	B66871SKIT	5,314	124
	3	3	182JP						
25	3	256JP							
B3TPH impeller - silicon bronze casing - flanged seal - packing	2	1	184JP	1800	7/8 x 4-1/2	6-1/2	B70139SKIT	4,018	86
	2	3	145JP						
	3	1	184JP	3600	1-1/4 x 8-1/2	6-1/2	B70140SKIT	5,314	124
	3	3	182JP						
25	3	256JP							
B3TPHS impeller - silicon bronze casing - NPT seal - mechanical	2	1	182JM	1800	7/8 x 4-1/2	6-1/2	B66555SKIT	3,473	86
	2	3	145JM						
	3	1	184JM	3600	1-1/4 x 8-1/2	6-1/2	B66873SKIT	4,606	124
	3	3	182JM						
25	3	256JM							
B3TPHS impeller - silicon bronze casing - flanged seal - mechanical	2	1	182JM	1800	7/8 x 4-1/2	6-1/2	B70143SKIT	3,473	86
	2	3	145JM						
	3	1	184JM	3600	1-1/4 x 8-1/2	6-1/2	B70144SKIT	4,606	124
	3	3	182JM						
25	3	256JM							

B-series Kit Program

Berkeley® B Series

Series	HP	Phase	Frame	RPM	U x AK (in.)	Impeller Trim (in.)	Catalog Number	List Price	Weight (lbs)
B1WP impeller - silicon bronze casing - NPT seal - packing	3	1	182JP	3600	7/8 x 4-1/2	7-1/2	B55570SKIT	\$3,800	57
	3	3	145JP						
	5	1	184JP						
	5	3	182JP						
	7.5	1	184JP		1-1/4 x 8-1/2	B58132SKIT	3,893		
B1WPS impeller - silicon bronze casing - NPT seal - mechanical	3	1	182JM	3600	7/8 x 4-1/2	7-1/2	B54490SKIT	3,186	49
	3	3	145JM						
	5	1	184JM						
	5	3	182JM						
	7.5	1	184JM		7/8 x 8-1/2	B54489SKIT	3,326		
B5WPS impeller - 316 stainless steel casing - flanged seal - mechanical	5	3	184JM	1800	7/8 x 8-1/2	7.24 x 7.01 (7-1/8)	B87279KIT	9,780	200
	5	1	213JM						
	7.5	1	215JM						
	7.5	3	213JM						
	10	1	215JM						
B1-1/2ZPL impeller - cast iron casing - NPT seal - packing	7.5	3	184JP	3600	7/8 x 4-1/2	7-3/16	B53751KIT	4,108	62
	7.5	1	213JP		1-1/4 x 8-1/2	8-3/4	B53753KIT	4,218	
	10	1	215JP						
	10	3	213JP						
	15	3	215JP						
B1-1/2ZPL impeller - silicon bronze casing - NPT seal - packing	7.5	3	184JP	3600	7/8 x 4-1/2	7-3/16	B66488SKIT	4,426	79
	7.5	1	213JP		1-1/4 x 8-1/2	8-3/4	B66493SKIT	4,308	74
	10	1	215JP						
	10	3	213JP						
	15	3	215JP						
B1-1/2ZPLS impeller - cast iron casing - NPT seal - mechanical	7.5	3	184JM	3600	7/8 x 4-1/2	7-3/16	B54500KIT	3,451	53
	7.5	1	213JM		7/8 x 8-1/2	8-3/4	B54504KIT	3,843	74
	10	1	215JM						
	10	3	213JM						
	15	3	215JM						
20	3	254JM	3600	1-1/4 X 8-1/2	9	B08607KIT	4,280	74	
B1-1/2ZPLS impeller - silicon bronze casing - NPT seal - mechanical	7.5	3	184JM	3600	7/8 x 4-1/2	7-3/16	B66490SKIT	3,555	79
	7.5	1	213JM		7/8 x 8-1/2	8-3/4	B66841SKIT	3,774	74
	10	1	215JM						
	10	3	213JM						
	15	3	215JM						
B1-1/2ZPH impeller - silicon bronze casing - NPT seal - packing	15	3	215JP	3600	1-1/4 x 8-1/2	9	B74431KIT	5,265	124
	20		254JP						
	25		256JP						
B1-1/2ZPHS impeller - silicon bronze casing - NPT seal - mechanical	15	3	215JM	3600	7/8 x 8-1/2	7-15/16	B74435KIT	4,189	124
	20		254JM		1-1/4 x 8-1/2	9	B74439KIT	5,022	
	25		256JM						
B2ZPL impeller - cast iron casing - NPT seal - packing	10	1	215JP	3600	1-1/4 X 8-1/2	9	B87232KIT	4,974	85
	10	3	213JP						
	15	3	215JP						
	20	3	254JP						
B2ZPLS impeller - cast iron casing - NPT seal - mechanical	10	1	215JM	3600	1-1/4 X 8-1/2	9	B87236KIT	4,935	63
	10	3	213JM						
	15	3	215JM						
	20	3	254JM						
B2ZPL impeller - silicon bronze casing - NPT seal - packing	10	1	215JP	3600	1-1/4 X 8-1/2	9	B87245KIT	5,281	111
	10	3	213JP						
	15	3	215JP						
	20	3	254JP						
B2ZPLS impeller - silicon bronze casing - NPT seal - mechanical	10	1	215JM	3600	1-1/4 X 8-1/2	9	B87246KIT	5,002	70
	10	3	213JM						
	15	3	215JM						
	20	3	254JM						

B-series Kit Program
Berkeley® B Series

Series	HP	Phase	Frame	RPM	U x AK (in.)	Impeller Trim (in.)	Catalog Number	List Price	Weight (lbs)
B2ZPL impeller - silicon bronze casing - flanged seal - packing	10	1	215JP	3600	1-1/4 X 8-1/2	9	B87250KIT	\$4,933	111
	10	3	213JP						
	15	3	215JP						
	20	3	254JP						
B2ZPLS impeller - silicon bronze casing - flanged seal - mechanical	10	1	215JP	3600	1-1/4 X 8-1/2	9	B87251KIT	4,903	91
	10	3	213JP						
	15	3	215JP						
	20	3	254JP						
B2ZPLS impeller - cast iron casing - NPT seal - mechanical	15	3	215JM	3600	7/8 X 8-1/2	7-3/4	B87235KIT	4,132	58
B2ZPLS impeller - silicon bronze casing - NPT seal - mechanical	15	3	215JM	3600	7/8 X 8-1/2	7-3/4	B87261KIT	4,218	66
B2ZPLS impeller - silicon bronze casing - flanged seal - mechanical	15	3	215JM	3600	7/8 X 8-1/2	7-3/4	B87264KIT	4,218	85
B2ZPH impeller - cast iron casing - NPT seal - packing	25	3	256JP	3600	1-1/4 x 8-1/2	8-5/8	B58067KIT	5,920	159
	30		284JP		1-1/4 x 12-1/2	9	B58149KIT	6,390	219
B2ZPHS impeller - cast iron casing - NPT seal - mechanical	25	3	256JM	3600	1-1/4 x 8-1/2	8-5/8	B58068KIT	5,443	159
	30		284JM		1-1/4 x 12-1/2	9	B58069KIT	6,015	219
B2-1/2ZPL impeller - cast iron casing - NPT seal - packing	15	3	215JP	3600	1-1/4 x 8-1/2	8.75	B51627KIT	5,326	72
	20		254JP						
	25		256JP		1-1/4 x 12-1/2	9	B53801KIT	6,057	85
	30		284JP						
B2-1/2ZPL impeller - cast iron casing - flanged seal - packing	15	3	215JP	3600	1-1/4 x 8-1/2	8.75	B78697KIT	5,326	72
	20		254JP						
	25		256JP		1-1/4 x 12-1/2	9	B78700KIT	6,057	85
	30		284JP						
B2-1/2ZPL impeller - silicon bronze casing - NPT seal - packing	15	3	215JP	3600	1-1/4 x 8-1/2	8.75	B66539SKIT	5,370	72
	20		254JP						
	25		256JP		1-1/4 x 12-1/2	9	B66541SKIT	6,077	85
	30		284JP						
B2-1/2ZPLS impeller - cast iron casing - NPT seal - mechanical	15	3	215JM	3600	7/8 x 8-1/2	7.10	B54576KIT	4,605	72
	20		254JM		1-1/4 x 8-1/2	8.75	B54093KIT	5,357	67
	25		256JM		1-1/4 x 12-1/2	9	B54094KIT	5,993	85
	30		284JM						
B2-1/2ZPLS impeller - silicon bronze casing - NPT seal - mechanical	15	3	215JM	3600	7/8 x 8-1/2	7.10	B66837SKIT	4,671	72
	20		254JM		1-1/4 x 8-1/2	8.75	B66540SKIT	5,408	67
	25		256JM		1-1/4 x 12-1/2	9	B66542SKIT	6,037	85
	30		284JM						
B2-1/2ZPLS impeller - silicon bronze casing - flanged seal - mechanical includes wear ring	15	3	215JM	3600	7/8 x 8-1/2	7.10	B75189KIT	4,772	74
	20		254JM		1-1/4 x 8-1/2	8.75	B75191KIT	5,505	78
	25		256JM						
	30		284JM		1-1/4 x 12-1/2	9	B75192KIT	6,136	88
B2-1/2ZPM impeller - silicon bronze casing - NPT seal - packing	2	1	182JP	1800	7/8 x 4-1/2	8-3/8	B74604KIT	4,933	86
	2	3	145JP						
	3	1	184JP						
	3	3	182JP		1-1/4 x 8-1/2	9	B74623KIT	5,836	
	5	3	184JP						
	5	1	213JP						
	7.5	1	215JP						
7.5	3	215JP							
B2-1/2ZPM impeller - silicon bronze casing - NPT seal - packing	2	1	182JP	1800	7/8 x 4-1/2	8-3/8	B74610KIT	4,933	86
	2	3	145JP						
	3	1	184JP						
	3	3	182JP		1-1/4 x 8-1/2	9	B74627KIT	5,836	
	5	3	184JP						
	5	1	213JP						
	7.5	1	215JP						
7.5	3	215JP							

B-series Kit Program
Berkeley® B Series

Series	HP	Phase	Frame	RPM	U x AK (in.)	Impeller Trim (in.)	Catalog Number	List Price	Weight (lbs)
B2-1/2ZPMS impeller - silicon bronze casing - NPT seal - mechanical	2	1	182JM	1800	7/8 x 4-1/2	8-3/8	B74614KIT	\$4,419	86
	2	3	145JM						
	3	1	184JM						
	3	3	182JM						
	5	3	184JM						
	5	1	213JM		7/8 x 8-1/2	9	B74632KIT	5,043	
	7.5	1	215JM						
7.5	3	213JM							
B2-1/2ZPMS impeller - silicon bronze casing - flanged seal - mechanical	2	1	182JM	1800	7/8 x 4-1/2	8-3/8	B74618KIT	4,419	86
	2	3	145JM						
	3	1	184JM						
	3	3	182JM						
	5	3	184JM						
	5	1	213JM		7/8 x 8-1/2	9	B74636KIT	5,043	
	7.5	1	215JM						
7.5	3	213JM							
B3ZPL impeller - cast iron casing - NPT seal - packing	20	3	254JP	3600	1-1/4 x 8-1/2	7-1/4	B51635KIT	7,034	204
	25		256JP						
	30		284JP		1-1/4 x 12-1/2	9	B51638KIT	7,395	234
	40		286JP						
	50		324JP						
B3ZPL impeller - cast iron casing - flanged seal - packing	20	3	254JP	3600	1-1/4 x 8-1/2	7-1/4	B70209KIT	7,034	204
	25		256JP						
	30		284JP		1-1/4 x 12-1/2	9	B70218KIT	7,395	234
	40		286JP						
	50		324JP						
B3ZPL impeller - silicon bronze casing - NPT seal - packing	20	3	254JP	3600	1-1/4 x 8-1/2	7-1/4	B66688SKIT	7,072	204
	25		256JP						
	30		284JP		1-1/4 x 12-1/2	9	B66845SKIT	7,417	234
	40		286JP						
	50		324JP						
B3ZPL impeller - silicon bronze casing - flanged seal - packing	20	3	254JP	3600	1-1/4 x 8-1/2	7-1/4	B70184SKIT	7,072	204
	25		256JP						
	30		284JP		1-1/4 x 12-1/2	9	B70193SKIT	7,417	234
	40		286JP						
	50		324JP						
B3ZPLS impeller - cast iron casing - NPT seal - mechanical	20	3	254JM	3600	1-1/4 x 8-1/2	7-1/4	B54113KIT	6,871	204
	25		256JM						
	30		284JM		1-1/4 x 12-1/2	9	B54116KIT	7,324	234
	40		286JM						
	50		324JM						
B3ZPLS impeller - casting iron casing - flanged seal - mechanical	20	3	254JM	3600	1-1/4 x 8-1/2	7-1/4	B70224KIT	6,871	204
	25		256JM						
	30		284JM		1-1/4 x 12-1/2	9	B70233KIT	7,324	234
	40		286JM						
	50		324JM						
B3ZPLS impeller - silicon bronze casing - NPT seal - mechanical	20	3	254JM	3600	1-1/4 x 8-1/2	7-1/4	B66689SKIT	6,915	204
	25		256JM						
	30		284JM		1-1/4 x 12-1/2	9	B66847SKIT	7,351	234
	40		286JM						
	50		324JM						
B3ZPLS impeller - silicon bronze casing - flanged seal - mechanical	20	3	254JM	3600	1-1/4 x 8-1/2	7-1/4	B70198SKIT	6,915	204
	25		256JM						
	30		284JM		1-1/4 x 12-1/2	9	B70204SKIT	7,351	234
	40		286JM						
	50		324JM						

B-series Kit Program
Berkeley® B Series

Series	HP	Phase	Frame	RPM	U x AK (in.)	Impeller Trim (in.)	Catalog Number	List Price	Weight (lbs)
B3ZPM impeller - cast iron casing - NPT seal - packing	3	1	184JP	1800	7/8 x 4-1/2	7	B53824KIT	\$5,072	113
	3	3	182JP						
	5		184JP						
	5	1	213JP						
	7.5		215JP						
	7.5	3	213JP		1-1/4 x 8-1/2	9	B51711KIT	7,130	
	10	1	215JP						
	10	3	215JP						
	15		254JP						
B3ZPM impeller - cast iron casing - flanged seal - packing	3	1	184JP	1800	7/8 x 4-1/2	7	B70237KIT	5,072	113
	3	3	182JP						
	5		184JP						
	5	1	213JP						
	7.5		215JP						
	7.5	3	213JP		1-1/4 x 8-1/2	9	B70241KIT	6,004	
	10	1	215JP						
	10	3	215JP						
	15		254JP						
B3ZPMS impeller - cast iron casing - NPT seal - mechanical	3	1	184JM	1800	7/8 x 4-1/2	7	B54604KIT	4,606	69
	3	3	182JM						
	5		184JM						
	5	1	213JM						
	7.5		215JM						
	7.5	3	213JM		7/8 x 8-1/2	8-7/16	B54606KIT	5,150	71
	10	1	215JM						
	10	3	215JM						
	15		254JM						
					1-1/4 x 8-1/2	9	B54118KIT	5,727	151
B3ZPMS impeller - cast iron casing - flanged seal - mechanical	3	1	184JM	1800	7/8 x 4-1/2	7	B70245KIT	4,606	69
	3	3	182JM						
	5		184JM						
	5	1	213JM						
	7.5		215JM						
	7.5	3	213JM		7/8 x 8-1/2	8-7/16	B70248KIT	5,150	71
	10	1	215JM						
	10	3	215JM						
	15		254JM						
					1-1/4 x 8-1/2	9	B70249KIT	5,727	151
B3ZPM impeller - silicon bronze casing - NPT seal - packing	3	1	184JP	1800	7/8 x 4-1/2	7	B66581SKIT	5,306	113
	3	3	182JP						
	5		184JP						
	5	1	213JP						
	7.5		215JP						
	7.5	3	213JP		1-1/4 x 8-1/2	9	B66608SKIT	6,044	
	10	1	215JP						
	10	3	215JP						
	15		254JP						
B3ZPM impeller - silicon bronze casing - flanged seal - packing	3	1	184JP	1800	7/8 x 4-1/2	7	B71933SKIT	5,138	113
	3	3	182JP						
	5		184JP						
	5	1	213JP						
	7.5		215JP						
	7.5	3	213JP		1-1/4 x 8-1/2	9	B71939SKIT	6,044	
	10	1	215JP						
	10	3	215JP						
	15		254JP						
B3ZPMS impeller - silicon bronze casing - NPT seal - mechanical	3	1	184JM	1800	7/8 x 4-1/2	7	B66583SKIT	4,680	69
	3	3	182JM						
	5		184JM						
	5	1	213JM						
	7.5		215JM						
	7.5	3	213JM		7/8 x 8-1/2	8-7/16	B66603SKIT	5,210	71
	10	1	215JM						
	10	3	215JM						
	15		254JM						
					1-1/4 x 8-1/2	9	B66609SKIT	5,762	151

B-series Kit Program
Berkeley® B Series

Series	HP	Phase	Frame	RPM	U x AK (in.)	Impeller Trim (in.)	Catalog Number	List Price	Weight (lbs)
B3ZPMS impeller - silicon bronze casing - flanged seal - mechanical	3	1	184JM	1800	7/8 x 4-1/2	7	B71943SKIT	\$4,680	69
	3	3	182JM						
	5	3	184JM						
	5	1	213JM						
	7.5	1	215JM		7/8 x 8-1/2	8-7/16	B71947SKIT	5,210	71
	7.5	3	213JM						
	10	1	215JM						
	10	3	215JM						
	15	3	254JM		1-1/4 x 8-1/2	9	B71949SKIT	5,762	151
B3ZPBH impeller - cast iron casing - NPT seal - packing	30	3	284JP	3600	1-1/4 x 12-1/2	8-13/16	B55542KIT	6,620	219
	40		286JP						
	50		324JP						
	60		326JP						
B3ZPBH impeller - cast iron casing - flanged seal - packing	30	3	284JP	3600	1-1/4 x 12-1/2	8-13/16	B70260KIT	6,620	219
	40		286JP						
	50		324JP						
	60		326JP						
B3ZPBHS impeller - cast iron casing - NPT seal - mechanical	30	3	284JM	3600	1-1/4 x 12-1/2	8-13/16	B55548KIT	6,610	219
	40		286JM						
	50		324JM						
	60		326JM		1-5/8 x 12-1/2	9	B68423KIT	6,545	235
	75		365JP						
B3ZPBHS impeller - cast iron casing - flanged seal - mechanical	30	3	284JM	3600	1-1/4 x 12-1/2	8-13/16	B70272KIT	6,610	219
	40		286JM						
	50		324JM						
	60		326JM		1-5/8 x 12-1/2	9	B70275KIT	6,545	235
	75		365JP						
B3ZPBHS impeller - silicon bronze casing - flanged seal - mechanical	75	3	365JP	3600	1-5/8 X 12-1/2	9	B76762KIT	7,157	235
B4ZPBH impeller - cast iron casing - flanged seal - packing	7.5	3	213JP	1800	1-1/4 X 8-1/2	9	B85685KIT	6,167	240
	10		215JP						
	15		254JP						
	20		256JP						
B4ZPBHS impeller - cast iron casing - flanged seal - mechanical	7.5	3	213JP	1800	1-1/4 X 8-1/2	9	B85686KIT	5,938	240
	10		215JP						
	15		254JP						
	20		256JP						
B5ZPBH impeller - cast iron casing - flanged seal - packing	10	3	215JP	1800	1-1/4 X 8-1/2	8-7/8	B85697KIT	6,852	255
	15		254JP						
	20		256JP		1-1/4 X 12-1/2	9	B85695KIT	7,552	255
	25		284JP						
B5ZPBHS impeller - cast iron casing - flanged seal - mechanical	10	3	215JP	1800	1-1/4 X 8-1/2	8-7/8	B85698KIT	6,599	255
	15		254JP						
	20		256JP		1-1/4 X 12-1/2	9	B85696KIT	7,293	255
	25		284JP						
B6ZPBHH impeller - cast iron casing - flanged seal - packing	20	3	256JP	1800	1-1/4 x 8-1/2	8.125 x 7.75 (7.939)	B85709KIT	10,220	270
	25		284JP		1-1/4 x 12-1/2	9.69	B85703KIT	10,220	270
	30		286JP						
	40		324JP						
B6ZPBHHS impeller - cast iron casing - flanged seal - mechanical	20	3	256JP	1800	1-1/4 x 8-1/2	8.125 x 7.75 (7.939)	B85710KIT	9,951	270
	25		284JP		1-1/4 x 12-1/2	9.69	B85704KIT	9,951	270
	30		286JP						
	40		324JP						

B-series Kit Program
Berkeley® B Series

Series	HP	Phase	Frame	RPM	U x AK (in.)	Impeller Trim (in.)	Catalog Number	List Price	Weight (lbs)
B1-1/2EPL impeller - silicon bronze casing - NPT seal - packing	20	3	254JP	3600	1-1/4 x 8-1/2	10-3/16	B51599SKIT	\$8,367	204
	25		256JP						
B1-1/2EPLS impeller - silicon bronze casing - NPT seal - mechanical	20	3	254JM	3600	1-1/4 x 8-1/2	10-3/16	B54079SKIT	7,427	204
	25		256JM						
B2EPBL impeller - cast iron casing - NPT seal - packing	30	3	284JP	3600	1-1/4 x 12-1/2	9-15/16	B53791KIT	8,296	219
	40		286JP						
B2EPBL impeller - silicon bronze casing - NPT seal - packing	30	3	284JP	3600	1-1/4 x 12-1/2	9-15/16	B74333KIT	8,502	219
	40		286JP						
B2EPBL impeller - silicon bronze casing - flanged seal - packing	30	3	284JP	3600	1-1/4 x 12-1/2	9-15/16	B74499KIT	8,740	219
	40		286JP						
B2EPBLS impeller - cast iron casing - NPT seal - mechanical	30	3	284JM	3600	1-1/4 x 12-1/2	9-15/16	B54085KIT	7,855	92
	40		286JM						
B2EPBLS impeller - silicon bronze casing - NPT seal - mechanical	30	3	284JM	3600	1-1/4 x 12-1/2	9-15/16	B74341KIT	8,296	92
	40		286JM						
B2EPBLS impeller - silicon bronze casing - flanged seal - mechanical	30	3	284JM	3600	1-1/4 x 12-1/2	9-15/16	B74505KIT	8,296	219
	40		286JM						
B2EPBHH impeller - cast iron casing - NPT seal - packing	50	3	324JP	3600	1-1/4 x 12-1/2	10-1/16	B55842KIT	8,500	214
	60		326JP						
B2EPBHHS impeller - cast iron casing - NPT seal - mechanical	50	3	324JM	3600	1-1/4 x 12-1/2	10-1/16	B55844KIT	8,055	214
	60		326JM						
B3EPBL impeller - cast iron casing - NPT seal - packing	40	3	286JP	3600	1-1/4 x 12-1/2	9-1/4	B58056KIT	8,591	253
	50		324JP						
	60		326JP						
	75		365JP						
B3EPBLS impeller - cast iron casing - NPT seal - mechanical	40	3	286JM	3600	1-1/4 x 12-1/2	9-1/4	B58060KIT	8,591	253
	50		324JM						
	60		326JM						
	75		365JM						
B3EPBLS impeller - silicon bronze casing - NPT seal - mechanical	40	3	286JM	3600	1-1/4 X 12-1/2	9-1/4	B76743KIT	8,914	111
	50		324JM						
	60		326JM						
B3EPBLS impeller - silicon bronze casing - flanged seal - mechanical	40	3	286JM	3600	1-1/4" X 12.5"	9-1/4	B76765KIT	8,416	151
	50		324JM						
	60		326JM						
B3EPM impeller - cast iron casing - NPT seal - packing include bronze wear ring	5	1	213JP	1800	1-1/4 x 8-1/2	10-7/16	B51716KIT	7,397	144
	7.5	1	215JP						
	7.5	3	213JP						
	10	1	215JP						
	10	3	215JP						
	15	3	254JP						
B3EPMs impeller - cast iron casing - NPT seal - mechanical include bronze wear ring	5	3	184JM	1800	7/8 x 4-1/2	7-11/16	B54610KIT	6,221	143
	5	1	213JM						
	7.5	1	215JM						
	7.5	3	213JM		7/8 x 8-1/2	9-3/8	B54612KIT	6,629	144
	10	1	215JM						
	10	3	215JM						
15	3	254JM	1-1/4 x 8-1/2	10-7/16	B54125KIT	7,145	151		
B4EPM impeller - cast iron casing - flanged seal - packing	15	3	254JP	1800	1-1/4 x 8-1/2	10-7/16	B51727KIT	9,755	278
	20		256JP						
B4EPMs impeller - cast iron casing - flanged seal - mechanical	15	3	254JM	1800	1-1/4 x 8-1/2	10-7/16	B54155KIT	9,113	278
	20		256JM						

B-series Kit Program
Berkeley® B Series

Series	HP	Phase	Frame	RPM	U x AK (in.)	Impeller Trim (in.)	Catalog Number	List Price	Weight (lbs)					
B4EPBM impeller - cast iron casing - flanged seal - packing	40	3	286JP	3600	1-1/4 x 12-1/2	8-1/16	B58788KIT	\$9,907	208					
	50		324JP				1-5/8 x 12-1/2	9-1/2	B58790KIT	9,907	208			
	60		326JP						9-7/8	B58791KIT	10,328	414		
	75		365JP		10-7/16	B87293KIT				9,388	414			
	100		365JP			10-7/16			10-7/16	B87293KIT	9,388	414		
	125		404TCZ		10-7/16		10-7/16	B87293KIT					9,388	414
	150		405TCZ			10-7/16			10-7/16	B87293KIT	9,388	414		
B4EPBMS impeller - cast iron casing - flanged seal - mechanical	40	3	286JM	3600	1-1/4 x 12-1/2		8-1/16	B58794KIT					9,251	208
	50		324JM			1-5/8 x 12-1/2		9-1/2	B61804KIT	9,021	414			
	60		326JM						9-7/8	B62032KIT	11,266	414		
	75		365JP		10-7/16		B87294KIT			10,242	414			
	100		365JP				10-7/16		10-7/16	B87294KIT	10,242	414		
	125		404TCZ		10-7/16	10-7/16		B87294KIT					10,242	414
	150		405TCZ				10-7/16		10-7/16	B87294KIT	10,242	414		
B4EPBMS impeller - silicon bronze casing - NPT seal - mechanical	60	3	326JM	3600	1-1/4 x 12-1/2	8-1/16		B76425KIT					9,638	450
B4EPBMS impeller - silicon bronze casing - flanged seal - mechanical	75	3	365JP	3600	1-5/8 X 12-1/2	9-5/8	B76772KIT	9,719	145					
	100		365JP											
B5EPBM impeller - silicon bronze casing - flanged seal - packing	60	3	326JP	3600	1-1/4 x 12-1/2	7-9/16	B56011SKIT	15,156	573					
	75		365JP				1-5/8 x 12-1/2	9-7/8		B55985SKIT	13,637			
	100		326TCZ		9-7/8	B55987SKIT				13,889				
	125		404TCZ			9-7/8				B62094SKIT	11,998			
	150		405TCZ		9-7/8		B62096SKIT	12,587						
B5EPBMS impeller - silicon bronze casing - flanged seal - mechanical	60	3	326JP	3600		1-1/4 x 12-1/2			7-9/16	B56016SKIT	12,094	573		
	75		365JP		1-5/8 x 12-1/2		9-7/8	B62094SKIT		11,998				
	100		326TCZ			9-7/8		B62096SKIT	12,587					
	125		404TCZ					9-7/8	B62096SKIT	12,587				
	150		405TCZ		9-7/8	B62096SKIT	12,587							
B5EPBH impeller - cast iron casing - flanged seal - packing	15	3	254JP	1800				1-1/4 x 8-1/2	9.90	B87222KIT	12,968	213		
	20		256JP		1-1/4 x 12-1/2	10.44	B87220KIT			12,968				
	25		284JP											
B5EPBHS impeller - cast iron casing - NPT seal - mechanical	25	3	284JP	1800	1-1/4 x 12-1/2	10.44	B87221KIT	12,437	213					
B4GPBH impeller - silicon bronze casing - flanged seal - packing	15	3	256JP	1800	1-1/4 x 8-1/2	10-5/16	B75859KIT	11,578	314					
	20		256JP				1-1/4 x 12-1/2	12-3/4		B75855KIT	13,858			
	25		284JP		12-3/4	B75855KIT				13,858				
	30		286JP								12-3/4	B75855KIT	13,858	
	40		324JP		12-3/4	B75855KIT				13,858				
	50		326JP											
B4GPBHS impeller - silicon bronze casing - flanged seal - mechanical	15	3	254JM	1800	1-1/4 x 8-1/2	10-5/16	B75863KIT	12,996	314					
	20		256JM				1-1/4 x 12-1/2	12-3/4		B75279KIT	14,286			
	25		284JM		12-3/4	B75279KIT				14,286				
	30		286JM								12-3/4	B75279KIT	14,286	
	40		324JM		12-3/4	B75279KIT				14,286				
	50		326JM											
B4GPBH impeller - silicon bronze casing - flanged seal - packing without Reducer	15	3	256JP	1800	1-1/4 x 8-1/2	10-5/16	B80472KIT	10,790	314					
	20		256JP				1-1/4 x 12-1/2	12-3/4		B80480KIT	13,108			
	25		284JP		12-3/4	B80480KIT				13,108				
	30		286JP								12-3/4	B80480KIT	13,108	
	40		324JP		12-3/4	B80480KIT				13,108				
	50		326JP											
B4GPBHS impeller - silicon bronze casing - flanged seal - mechanical without Reducer	15	3	254JM	1800	1-1/4 x 8-1/2	10-5/16	B80484KIT	12,238	314					
	20		256JM				1-1/4 x 12-1/2	12-3/4		B80492KIT	13,289			
	25		284JM		12-3/4	B80492KIT				13,289				
	30		286JM								12-3/4	B80492KIT	13,289	
	40		324JM		12-3/4	B80492KIT				13,289				
	50		326JM											
B8GPBM impeller - cast iron casing - flanged seal - packing	15	3	284JP	1200	1-1/4 x 12-1/2	12-1/8	B51799KIT	17,387	410					
	20		286JP											
	25		324JP											
	30		326JP											
	40		324JP											
	50		326JP											
	60		364JP	1800	1-5/8 x 12-1/2	10-3/16 x 11-3/8	B56000KIT	18,719						
	75		365JP						11-15/16	B56001KIT	18,719			
	100		404TCZ									11-15/16	B75241KIT	17,659
	125		405TCZ											

B-series Kit Program
Berkeley® B Series

Series	HP	Phase	Frame	RPM	U x AK (in.)	Impeller Trim (in.)	Catalog Number	List Price	Weight (lbs)
B8GPBMS impeller - cast iron casing - flanged seal - mechanical	15	3	284JM	1200	1-1/4 x 12-1/2	12-1/8	B54230KIT	\$16,346	410
	20		286JM						
	25		324JM						
	30		326JM	1800	1-5/8 x 12-1/2	10-3/16 x 11-3/8	B60621KIT	18,719	410
	40		324JM						
	50		326JM						
	60		364JP						
	75		365JP						
	100		404TCZ						
B10GPBM impeller - cast iron casing - flanged seal - packing	20	3	286JP	1200	1-1/4 x 12-1/2	9-1/2 x 12-1/8	B50612KIT	24,125	511
	25		324JP						
	30		326JP						
B10GPBMS impeller - cast iron casing - flanged seal - mechanical	20	3	286JM	1200	1-1/4 x 12-1/4	9-1/2 x 12-1/8	B54236KIT	23,905	511
	25		324JM						
	30		326JM						
B2-1/2JPBM impeller - cast iron casing - NPT seal - packing	15	3	254JP	1800	1-1/4 x 8-1/2	12-7/16	B51694KIT	9,726	244
	20		256JP		1-1/4 x 12-1/2	13-3/16	B53810KIT	9,245	300
	25		284JP						
B2-1/2JPBM impeller - silicon bronze casing - NPT seal - packing	15	3	254JP	1800	1-1/4 x 8-1/2	12-7/16	B74640KIT	8,877	244
	20		256JP		1-1/4 x 12-1/2	13-3/16	B74644KIT	9,466	300
	25		284JP						
B2-1/2JPBMS impeller - cast iron casing - NPT seal - mechanical	15	3	254JP	1800	1-1/4 x 8-1/2	12-7/16	B54105KIT	8,431	244
	20		256JP		1-1/4 x 12-1/2	13-3/16	B54106KIT	9,027	300
	25		284JP						
B2-1/2JPBMS impeller - silicon bronze casing - NPT seal - mechanical	15	3	254JP	1800	1-1/4 x 8-1/2	12-7/16	B74652KIT	8,657	244
	20		256JP		1-1/4 x 12-1/2	13-3/16	B74648KIT	9,245	300
	25		284JP						
B3JPBL impeller - cast iron casing - NPT seal - packing	15	3	254JP	1800	1-1/4 x 8-1/2	12-1/16	B51718KIT	9,232	288
	20		256JP						
	25		284JP		1-1/4 x 12-1/2	13-1/2	B53834KIT	9,826	305
	30		286JP						
B3JPBL impeller - silicon bronze casing - NPT seal - packing	15	3	254JP	1800	1-1/4 x 8-1/2	12/1/16	B74668KIT	9,451	288
	20		256JP		1-1/4 x 12-1/2	13-1/2	B74676KIT	10,045	305
	25		284JP						
	30		286JP						
B3JPBLS impeller - cast iron casing - NPT seal - mechanical	15	3	254JM	1800	1-1/4 x 8-1/2	12/1/16	B54131KIT	8,793	288
	20		256JM						
	25		284JM		1-1/4 x 12-1/2	13-1/2	B54133KIT	9,386	305
	30		286JM						
B3JPBLS impeller - silicon bronze casing - NPT seal - mechanical	15	3	254JM	1800	1-1/4 x 8-1/2	12/1/16	B74684KIT	9,015	288
	20		256JM						
	25		284JM		1-1/4 x 12-1/2	13-1/2	B74692KIT	9,608	305
	30		286JM						
B3JPBM impeller - cast iron casing - NPT seal - packing includes bronze wear ring	15	3	254JP	1800	1-1/4 x 8-1/2	11-1/8	B87313KIT	9,326	288
	20		256JP						
	25		284JP		1-1/4 x 12-1/2	13-1/2	B87316KIT	9,856	305
	30		286JP						
	40		324JP						
B3JPBM impeller - silicon bronze casing - NPT seal - packing	15	3	254JP	1800	1-1/4 x 8-1/2	11-1/8	B87323KIT	9,549	288
	20		256JP						
	25		284JP		1-1/4 x 12-1/2	13-1/2	B87326KIT	10,143	305
	30		286JP						
	40		324JP						
B3JPBMS impeller - cast iron casing - NPT seal - mechanical includes bronze wear ring	15	3	254JM	1800	1-1/4 x 8-1/2	11-1/8	B87318KIT	8,888	288
	20		256JM						
	25		284JM		1-1/4 x 12-1/2	13-1/2	B87321KIT	9,482	305
	30		286JM						
	40		324JM						
B3JPBMS impeller - silicon bronze casing - NPT seal - mechanical	15	3	254JM	1800	1-1/4 x 8-1/2	11-1/8	B87328KIT	9,109	288
	20		256JM						
	25		284JM		1-1/4 x 12-1/2	13-1/2	B87331KIT	9,702	305
	30		286JM						
	40		324JM						

B-series Kit Program
Berkeley® B Series

Series	HP	Phase	Frame	RPM	U x AK (in.)	Impeller Trim (in.)	Catalog Number	List Price	Weight (lbs)
B4JPBH impeller - cast iron casing - flanged seal - packing	20	3	256JP	1800	1-1/4 x 8-1/2	10-1/16	B58872KIT	\$9,977	284
	25		284JP		1-1/4 x 12-1/2	13-1/4	B58876KIT	10,636	335
	30		286JP						
	40		324JP						
	50		326JP						
B4JPBH impeller - silicon bronze casing - flanged seal - packing	20	3	256JP	1800	1-1/4 x 8-1/2	10-1/16	B75871KIT	10,699	284
	25		284JP		1-1/4 x 12-1/2	13-1/4	B75875KIT	11,354	335
	30		286JP						
	40		324JP						
	50		326JP						
B4JPBHS impeller - cast iron casing - flanged seal - mechanical	20	3	256JM	1800	1-1/4 x 8-1/2	10-1/16	B58877KIT	9,532	284
	25		284JM		1-1/4 x 12-1/2	13-1/4	B58881KIT	10,467	335
	30		286JM						
	40		324JM						
	50		326JM						
B4JPBHS impeller - silicon bronze casing - flanged seal - mechanical	20	3	256JM	1800	1-1/4 x 8-1/2	13-1/16	B75876KIT	10,264	284
	25		284JM		1-1/4 x 12-1/2	13-1/4	B75880KIT	11,200	335
	30		286JM						
	40		324JM						
	50		326JM						
B4JPBHH impeller - cast iron casing - flanged seal - packing	60	3	364JP	1800	1-5/8 x 12-1/2	12-3/4	B87266KIT	12,815	200
	75		365JP		1-5/8 x 13-1/2	13-1/2	B87268KIT	12,815	200
B4JPBHHS impeller - cast iron casing - flanged seal - mechanical	60	3	364JP	1800	1-5/8 x 12-1/2	12-3/4	B87267KIT	11,724	200
	75		365JP		1-5/8 x 13-1/2	13-1/2	B87269KIT	11,724	200
B6JPBM impeller - cast iron casing - flanged seal - packing	10	3	256JP	1200	1-1/4 x 8-1/2	10-15/16	B56757KIT	12,156	385
	15		284JP		1-1/4 x 12-1/2	13-1/2	B58125KIT	11,755	400
	20		286JP						
	30		286JP						
	40		324JP						
	50		326JP	1800	1-5/8 x 12-1/2	B58128KIT	13,425	430	
	60		364JP						
75	365JP								
B6JPBM impeller - silicon bronze casing - flanged seal - packing	10	3	256JP	1200	1-1/4 x 8-1/2	10-15/16	B74897KIT	12,762	385
	15		284JP		1-1/4 x 12-1/2	13-1/2	B74905KIT	12,762	400
	20		286JP						
	30		286JP						
	40		324JP						
	50		326JP	1800	1-5/8 x 12-1/2	B74925KIT	14,379	430	
	60		364JP						
75	365JP								
B6JPBMS impeller - cast iron casing - flanged seal - mechanical	10	3	256JM	1200	1-1/4 x 8-1/2	10-15/16	B56765KIT	11,750	385
	15		284JM		1-1/4 x 12-1/2	13-1/2	B56767KIT	11,368	400
	20		286JM						
	30		286JM						
	40		324JM						
	50		326JM	1800	1-5/8 x 12-1/2	B60150KIT	11,025	430	
	60		364JP						
75	365JP								
B6JPBMS impeller - silicon bronze casing - flanged seal - mechanical	10	3	256JM	1200	1-1/4 x 8-1/2	10-15/16	B74929KIT	12,375	385
	15		284JM		1-1/4 x 12-1/2	13-1/2	B74937KIT	12,375	400
	20		286JM						
	30		286JM						
	40		324JM						
	50		326JM	1800	1-5/8 x 12-1/2	B74955KIT	12,354	430	
	60		364JP						
75	365JP								
B6JPBH impeller - cast iron casing - flanged seal - packing	75	3	365JP	1800	1-5/8 x 12-1/2	13-1/2	B58301KIT	14,082	460
	100		404TCZ		B58439KIT	14,783			
B6JPBHS impeller - cast iron casing - flanged seal - mechanical	75	3	365JP	1800	1-5/8 x 12-1/2	13-1/2	B08193KIT	11,619	460
	100		404TCZ		B62098KIT	11,852			

B-series Kit Program
Berkeley® B Series

Series	HP	Phase	Frame	RPM	U x AK (in.)	Impeller Trim (in.)	Catalog Number	List Price	Weight (lbs)
B10JPBH impeller - cast iron casing - flanged seal - packing	100	3	404TCZ	1800	1-5/8 X 12.50	11-5/8"	B85763KIT	\$23,893	516
	125		405TCZ						
	150		444TY		2-3/16 X 16	13-1/2"	B85758KIT	26,859	516
	200		445TY						
B10JPBHS impeller - cast iron casing - flanged seal - mechanical	100	3	404TCZ	1800	1-5/8 X 12.50	11-5/8"	B85762KIT	23,372	516
	125		405TCZ						
	150		444TY		2-3/16 X 16	13-1/2"	B85759KIT	27,501	516
	200		445TY						
B4EXPBL impeller - cast iron casing - flanged seal - packing	60	3	364JP	1800	1-5/8 x 12-1/2	15-1/2	B55976KIT	19,246	406
	75		365JP						
B5EXPBH impeller - cast iron casing - flanged seal - packing	100	3	404TCZ	1800	1-5/8 x 12-1/2	15-1/2	B55989KIT	16,366	272
	125		404TCZ						
B6EXPBH impeller - cast iron casing - flanged seal - packing	75	3	365JP	1800	1-5/8 x 12-1/2	14-13/32	B58129KIT	17,863	369
	100		404TCZ				B58131KIT	20,020	
	125		404TCZ						
	150		444TY		2-3/16 x 16	15-1/2	B56804KIT	14,526	410
	200		445TY						
B6EXPBHS impeller - cast iron casing - flanged seal - mechanical	75	3	365JP	1800	1-5/8 x 12-1/2	14-13/32	B68438KIT	20,821	369
	100		404TCZ				B68442KIT	21,303	
	125		404TCZ						
	150		444TY		2-3/16 x 16	15-1/2	B62104KIT	18,416	369
	200		445TY						

C-series Kit Program
Berkeley® C Series

Series	HP	Phase	Frame	RPM	U x AK (in.)	Impeller Trim (in.)	Catalog Number	List Price	Weight (lbs)
C1-1/4TPMS impeller - silicon bronze casing - NPT seal - mechanical	3	1	56J	3600	5/8 x 4-1/2	5.94	B53602SKIT	2,312	30
C1-1/2TPHS impeller - silicon bronze casing - NPT seal - mechanical	3	3	56JCZ	3600	5/8 x 4-1/2	4.88	B59213SKIT	2,312	30
C2MPS impeller - silicon bronze casing - NPT seal - mechanical	3	3	56JCZ	3600	5/8 x 4-1/2	4.50	B53617SKIT	1,654	32



Centrifugal Irrigation/ Industrial Parts

Catalog Number	Material description	List Price
1168083010	BRACKET, MOTOR 134-184 JM B5W PUMP	\$2,297.00
121P3780	DRAIN PLUG GAS 1/8" AISI316	43.00
16401-0010	STRAINER BODY COMMERCIAL POOL PUMP	5,017.00
171P1180	Plug, Suction body. For SSHM-2	6.81
251A4310	SLEEVE, SSHM-2 SS	69.00
723S2990	Casing, SSCX Diff 1-1/4" dis for SS imp	708.00
723S3370	SCX CASING/DIFFUSER ASY	849.00
731S6210	Impeller, 304SS SSCX 5.00" Diameter	466.00
751S4800	ASSEMBLY, PUMP BODY SUCTION	865.00
B06142	CLACK HINGE, HANDLE AND SHFT ASSY (3x4)	640.00
B06143	CLACK HINGE, HANDLE AND SHAFT ASSY (4x4)	654.00
B06144	Clack Hinge, 5 X 5 Handle & Shaft Ass'y	674.00
B06145	CLACK HINGE, HANDLE AND SHAFT ASSY (6x6)	690.00
B07596	KIT, SHAFT REPL B_JRMB CW HVY DUTY	4,178.00
B07597	KIT, SHAFT REPL B_JRMB CCW HVY DTY	4,178.00
B08016	KIT,SHAFT REPLACEMENT B3ZRM KEYED SHAFT	2,384.00
B60633	KIT, SHAFT REPL B_ER_ 1-3/8"DIA X 17LG	1,297.00
B60659	KIT, SHAFT REPL B2ERBH CW	3,411.00
B71878	KIT, SHAFT REPL B_ZQ_ 1-3/8-10T 2-1/2EXT	3,040.00
B71879	KIT, SHAFT REPL B_ZQ_ 1-3/8-10T 3EXT	3,040.00
B71882	KIT, SHAFT REPL B_QB_ 1-3/8-10T 3"EXT	4,788.00
B71883	KIT, SHAFT REPL B_QB_ 1-1/2-10T 3EXT	1,671.00
B71884	KIT, SHAFT REPL B_EXQ_ 1-1/2-10T 3EXT	8,969.00
B71891	KIT,SHAFT B_QB_S 1-3/8-10T 2-1/2EXT	5,483.00
B71892	KIT,SHAFT B_QB_S 1-3/8-10T 2-3/4EXT	5,483.00
B71893	KIT,SHAFT B_QB_S 1-3/8-10T 3EXT	5,483.00
B71894	KIT, SHAFT REPL B_QB_S 1-1/2-10T 3EXT	5,377.00
B73051	KIT, SHAFT REPL B4JRMBS	4,809.00
B73052	KIT, SHAFT REPL B6ZRH MEGA	3,632.00
B73053	KIT, SHAFT REPL B3ZRM MEGA	2,284.00
B73192	SHAFT KIT, B-ZR	1,462.00
B75202	KIT, SHAFT REPL B6EXRBH	10,287.00
B75298	KIT, SHAFT REPL B_ZR_ CCW HYD DR	3,249.00
B79126	KIT, SHAFT REPL B_Z	1,368.00
B80518	REPLACEMENT SHAFT KIT CCWHYDRAULIC DRIVE	2,077.00
B80519	KIT, SHAFT REPL CW HYDRAULIC DRIVE	1,474.00
B80694	KIT, SHAFT REPL B_ZR CCW	1,717.00
B80695	KIT, SHAFT REPL B3ZRM & B6ZR_ CCW	1,349.00
B80696	KIT, SHAFT REPL B3ZRM CCW	1,463.00
B80697	KIT, SHAFT REPL B3ZRM CCW	1,554.00
B80698	KIT, SHAFT REPL B3ZRM CW	1,368.00
B80699	KIT, SHAFT REPL B3ZRM CW	1,487.00
B80701	KIT, SHAFT REPL B2-1/2ZR CW	1,589.00
B80702	KIT, SHAFT REPL B3Z	1,520.00
B80703	KIT, SHAFT REPL B4ZRKS	1,550.00
B81663	KIT, SHAFT REPL B_Z SERIES-NEW DESIGN	1,650.00
B82183	KIT, SHAFT REPL B2ZR & UNDER CW	964.00
B82184	KIT, SHAFT REPL B2-1/2ZR & OVER CW	1,377.00
B82468	SLOTTED SPLIT GLAND 1-1/8" SHAFT	319.00
B82469	SLOTTED SPLIT GLAND 1-1/4" SHAFT	394.00
B82470	SLOTTED SPLIT GLAND 1-3/4" SHAFT	419.00
B82471	SLOTTED SPLIT GLAND 2-1/8" SHAFT	471.00
B82472	SLOTTED SPLIT GLAND B_J 1-15/16"	518.00
B82473	SLOTTED SPLIT GLAND 2-1/8"	1,117.00
B85337	KIT, SHAFT REPL B6XTQBH SERIES	6,724.00
B85528	KIT, SHAFT REPL, B6Z HD DESIGN	1,510.00
B85553	KIT, SHAFT REPL B_ZQS 1-3/8-10T 2-1/2EXT	2,835.00
C105-214PCASS	IMPELLER ASSEMBLY	202.00
C105-92PBSSA	IMPELLER ASSEMBLY 3PH	161.00
C105-92PNSA	IMPELLER ASSEMBLY 3PH	200.00
F00630	INSTRUCTION,IOM B_QK_S ENG DR SPP ENGINE	15.42
F00634	INSTRUCTION,IOM ___P___ TYPE C,B CNTRFGL	16.30
F00635	INSTRUCTION,IOM B_Q_AIRCOOLED ENG DR	24.07
F00667	SET, REPLACEMENT KIT INSTALLATION INSTRU	10.74

Catalog Number	Material description	List Price
H00171	BRACKET B_EXRB_ _RJH TIMKIN BRG CI 5-1/8	\$21,181.00
H00553	BRACKET B_ZR_ 9-1/8 PUMP FIT CI 1.16ID X	2,209.00
H00689	CASE,VOLUTE B3Z_ _CW 3" NPT DISCH CI	1,859.00
H00698	CASE,VOLUTE B3ZRM_ CCW 3" DISCH CI	1,841.00
H00811	CASE,VOLUTE B8G 8 DISCH X10 SUCT CI W/(8	12,379.00
H00870	CASE,VOLUTE B6J_ _CW 5-7/8DISCH CI W/(8	6,690.00
H00871	CASE,VOLUTE B6JR_ CCW 5-7/8DISCH CI 8-1/	6,784.00
H00920	BRACKET B_ZQ_ SAE #5 FLWH EDCP CI 9-1/8	1,386.00
H00925	BRACKET B_ZQ_ SAE #4 FLWH EDCP CI 9-1/8	9,039.00
H00950	BRACKET B_ _P_ 1-9/32 ID X 4-1/2AK CI 1-	3,439.00
H00957	BRACKET B_ZR_ 9-1/8"PUMP	2,188.00
H01078	BRACKET B6EXPBH 16"AK CI	12,165.00
H01115	CASE,VOLUTE B6ZR_ _CCW 6DISCH CI	5,073.00
H01594	BRACKET B_JQB_ SAE #5 FLYWHEEL HSG CI 13	9,684.00
H01595	BRACKET B_JQB_ SAE #4 FLYWHEEL HSG CI 13	10,427.00
H01596	BRACKET B_JQB_ SAE #3 FW HSG CI 13-5/8 O	10,540.00
H01597	I05C1C01B_JQB_ SAE #2 FLYWHL HSG CI	9,892.00
H01598	BRACKET B_JQB_ SAE #1 FW	10,102.00
H01599	BRACKET,BALL BEARING B_ _R_ B 1-5/8U CI AL	8,821.00
H01601	BRACKET B_JPB 12-1/2AK CI 1-3/4 ID X 8 I	9,349.00
H01679	BRACKET B_ZR_ 9-1/8OD FIT CI W/TAPPED H	2,101.00
H01838	BRACKET B_JRS W/SEAL ALTERATION	8,821.00
H01863	CASE,VOLUTE B3J_ B 3NPT DISCH X 4NPT CI 3	5,658.00
H01879	CASE,DRIVE B1-1/2XQBS- _	3,552.00
H01892	CASE,VOLUTE B3JPB_ CCW 3NPT DISCH CI 4NP	5,753.00
H01928	CASE,VOLUTE B2-1/2J_ CW 2-1/2NPT DISCH CI	4,387.00
H01939	CASE,VOLUTE B4E_ _CW 4DISCH CI (3-3/4 I	6,970.00
H01940	CASE,VOLUTE B4E_ _BL CCW 3-3/4DISCH CI	8,611.00
H01941	BRACKET B_ERB 10-1/2CASE FIT CI	5,202.00
H02087	CASE,VOLUTE B3E_ _CW 3"NPT X 4"NPT CI	6,089.00
H02089	BRACKET,BALL BEARING B_ER_ 10-1/2AK CI	4,408.00
H02200	BODY, VALVE 6X6	2,488.00
H02203	BODY, VALVE 5x5	2,385.00
H02366	CASE,VOLUTE B6EX_ _B_ CW 6DIA DISCH CI	12,379.00
H02375	COVER,CASE U=2-3/16 CI	5,746.00
H02384	Bracket B_JPB_	10,186.00
H02389	CASE,VOLUTE B10G_ CW 9-1/2DISCH CI 9-1/2D	13,184.00
H02434	CASE,VOLUTE B2X_ _KLS-3 2NPT DISCH CI 2NPT	2,544.00
H02482	COVER,CASE B6EX_ _B_ 1-5/8U CI	5,405.00
H02505	CASE,VOLUTE B4ZKS 4 X 7-1/2DISCH CI 9-1/	8,958.00
H02550	CASE,VOLUTE B4T_ _K_ S CW 4	8,484.00
H02692	CASE,VOLUTE B5E_ _CW 4-3/4	7,453.00
H02703	CASE,VOLUTE B3E_ _CCW 3NPT CI	5,195.00
H02706	CASE,VOLUTE B8E_ _CCW 8X13-1/2DISCH CI 4N	9,962.00
H02761	COVER CASE (BACK) ALTER PER H-2761	6,964.00
H02762	BRACKET, 16 IN MOTOR FIT	2,828.00
H02874	CASE,VOLUTE B6J_ _BH CW 5-7/8 DISCH CI 5-7	7,937.00
H03300	BRACKET B_JPB_ S 8-1/2AK CI	3,792.00
H03301	BRACKET B_JPBS 12-1/2AK CI	2,823.00
H03348	CASE,VOLUTE B5EX_ _BH CW 4-13/16DISCH CI	7,336.00
H03356	CASE,VOLUTE B4EX_ _B_ CW 3-13/16DISCH CI	7,803.00
H03368	BRACKET B_EXQ_ S SAE #1 CI 15-3/4OD FIT	9,649.00
H03403	BRACKET B_ _JQ FOR SAE #3 FLYWHL HSG CI	12,068.00
H03416	BRACKET B_EXQ_ S SAE #2 CI 15-3/4"OD FIT	9,308.00
H03421	IMPELLER B5EXQBHS 15-1/2FULL 2-3/16"U CI	8,648.00
H03433	IMPELLER B5EXPBH CW 15-1/2FULL CI	9,191.00
H03517	CASE,VOLUTE B3Z_ _3NPT DISCH CI 3NPT DI	2,054.00
H03529	IMPELLER B4EXPBL CW 15-1/2FULL CI	8,254.00
H03557	COVER,CASE B6EXPBHS 2-3/16U CI	5,573.00
H03589	IMPELLER B4EXQBLS CW 2-3/16U 15-1/2F CI	8,335.00
H03622	BRACKET B_ _PB_ CW 12-1/2AK CI 2-5/32ID X	5,354.00
H03684	BRACKET B_EXPB_ 12-1/2AK CI	9,129.00
H03688	BRACKET B6EXPB_ 12-1/2AK CI	2,982.00
H03705	BRACKET B_EXQ_ 3-3/8 ID SAE #3 CI 3-3/8I	7,636.00
H03741	CASE,VOLUTE B3T_ _K_ S CW 3NPT DISCH CI 3NP	5,813.00
H03759	CASE,DRIVE B1-1/2XQBS-18	5,167.00
H03843	CASE,VOLUTE B4J_ _BH-CW 6-1/4 DIA SUCT CI	4,263.00
H03848	CASE,VOLUTE B4J_ _BH CCW 6-1/4 DIA SUCT CI	8,859.00
H03900	IMPELLER B4EXPBL CW 14-1/2CUT CI 1-5/8ID	8,324.00
H03901	IMPELLER B5EXPBH CW 14-3/8CUT CI 1-5/8ID	8,639.00
H03936	BRACKET B_JPB_ S 8ID X 12-1/2AK CI 8ID FI	6,864.00
H03951	CASE,VOLUTE B4J_ _BHH CW 7ID FIT CI	6,775.00
H03960	BRACKET B_ER_ S 10-1/2 OX X 10-3/8 LG CI	8,235.00
H04002	BRACKET B_ZQ_ S SAE 4 1-1/8TYPE 2 SEAL CI	6,133.00

Catalog Number	Material description	List Price
H04003	BRACKET B_ZQ_S SAE 5 1-1/8TYPE 2 SEAL CI	\$6,888.00
H04007	BRACKET B_ZRS 1PC SEAL HSG CI	1,605.00
H04011	BRACKET B_JQB_S SAE #2 FLYWHL HSG CI	8,900.00
H04012	BRACKET B_JQB_S SAE #3 FW HSG CI	9,209.00
H04013	BRACKET B_JQB_S SAE #4 FLYWHEEL HSG CI	8,007.00
H04040	CASING,VITAU LIC B3ZRM C.W.	2,353.00
H04041	CASING,VITAU LIC B3ZRM C.C.W.	2,353.00
H04088	BRACKET B3ZPBHS W/2-1/8 MECH SHAFT SEAL	3,894.00
H05065	CASE, VOLUTE CW FLANGED B6ZR_	5,474.00
H05096	CASE, VOLUTE FLGD. B6EXQBM (MACHINING)	8,602.00
H05103	BRACKET,BALL BEARING B4JRM BHS	5,111.00
H05105	SHAFT 19.86LG x 2.31 DIA FOR B4JRM BHS	1,649.00
H05113	SHAFT, PUMP B6EXQBM (MACHINING)	2,665.00
H05119	BRACKET FOR MDL. B3ZRMS	2,306.00
H05129	CASE VOLUTE CW FLANGED B3T	1,992.00
H05130	CASE, VOLUTE CW FLANGED B3Z	1,859.00
H05238	Case, Volute B3ZPBH CW Flanged	2,034.00
H05262	BRACKET FOR 18HP B&S VANGUARD ENG.	4,152.00
H05263	BRACKET B4TQKLS MACHINED	2,801.00
H05454	IMPELLER B1WP 5-3/4C 7/8U SILICON BRZ	2,405.00
H05455	IMPELLER B1WP 6-11/16C 7/8U SILICON BRZ	2,405.00
H05457	IMPELLER B1WP 7-1/2F 1-1/4U SILICON BRZ	2,382.00
H05458	IMPELLER B1-1/2ZPL 7-3/16C 1-1/4U SIL BR	2,160.00
H05459	IMPELLER B1-1/2ZPL 7-3/16C 7/8U SILI BRZ	2,182.00
H05460	IMPELLER B1-1/2ZPL 7-7/8C 1-1/4U SII BRZ	2,158.00
H05461	IMPELLER B1-1/2ZPL 8-3/4C 1-1/4U SIL BRZ	2,158.00
H05463	IMPELLER B1-1/2ZPLS 7-7/8C 7/8U SIL BRZ	2,182.00
H05464	IMPELLER B1-1/2ZPLS 8-3/4C 7/8U SIL BRZ	2,182.00
H05465	IMPELLER B1-1/2ZPLS 9F 1-1/4U SIL BRZ	2,179.00
H05466	IMPELLER B1-1/2EPL 9-15/16C 1-1/4 SIL BR	3,365.00
H05467	IMPELLER B1-1/2EPL 10-3/16C 1-1/4 SIL BR	3,365.00
H05468	IMPELLER B1-1/2EPLS 10-7/16F 7/8U SIL BR	3,170.00
H05469	IMPELLER B2-1/2ZPL 6-15/16C 1-1/4 SIL BR	2,260.00
H05470	IMPELLER B2-1/2ZPL 7-11/16C 1-1/4 SIL BR	2,495.00
H05471	IMPELLER B2-1/2ZPL 8-7/16C 1-1/4U SIL BR	2,495.00
H05472	IMPELLER B2-1/2ZPL 8-7/8C 1-1/4U SIL BRZ	2,495.00
H05473	IMPELLER B2-1/2ZPLS 6-15/16C 7/8U SIL BR	2,324.00
H05474	IMPELLER B3TPH 6-1/2F 7/8U SILICON BRZ	2,300.00
H05475	IMPELLER B3TPH 6-1/2F 1-1/4U SILICON BRZ	2,300.00
H05476	IMPELLER B3ZPM 8-7/16C 1-1/4U SIL BRZ	2,818.00
H05477	IMPELLER B3ZPM 7-7/8C 1-1/4U SILICOn BRZ	2,818.00
H05478	IMPELLER B3ZPM 7C 1-1/4U SILICON BRZ	2,818.00
H05479	IMPELLER B3ZPM 9F 1-1/4U SILICON BR	2,818.00
H05480	IMPELLER B3ZPM 6-1/16C 7/8 SILICON BRZ	2,818.00
H05481	IMPELLER B3ZPM 7C 7/8U SILICON BRZ	2,818.00
H05482	IMPELLER B3ZPMS 7-7/8C 7/8U SILICON BRZ	2,818.00
H05483	IMPELLER B3ZPMS 8-7/16C 7/8U SIL BRZ	2,818.00
H05484	IMPELLER B3ZPL 6-3/4C 1-1/4U SIL BRZ	2,839.00
H05485	IMPELLER B3ZPL 7-1/4C 1-1/4U SIL BRZ	2,846.00
H05486	IMPELLER B3ZPL 7.75C 1-1/4U SIL BRZ	2,846.00
H05487	IMPELLER B3ZPL 8.63C 1-1/4U SILICOn BRZ	2,846.00
H05488	IMPELLER B3ZPL 9F 1-1/4U SILICON BRZ	2,846.00
H05489	IMPELLER B5EPBM 7-9/16C 1-1/4U SIL B	6,090.00
H05490	IMPELLER B5EPBM 8-1/16C 1-5/8U SIL BRZ	7,214.00
H05491	IMPELLER B5EPBM 8-13/16C 1-5/8U SIL BRZ	7,214.00
H05492	IMPELLER B5EPBM 9-3/8C 1-5/8U SIL BRZ	7,214.00
H05493	IMPELLER B5EPBM 9-7/8C 1-5/8U SIL BRZ	6,788.00
H05497	IMPELLER B5WP 6C 7/8U SILICON BRONZE	2,453.00
H05498	IMPELLER B5WP 6-3/4C 7/8U SILICON BRZ	2,453.00
H05499	IMPELLER B5WPS 7F 7/8U SILICON BRONZE	2,453.00
H05500	IMPELLER C2MPS 4-1/2C CW SILICON BRZ	2,018.00
H05508	BRACKET,BALL BEARING HEAVY DUTY	6,854.00
H05523	CASE, VOLUTE FLANGED B2T	2,301.00
H05524	CASE,VOLUTE FLANGED B2Z	2,515.00
H05526	IMPELLER B1-1/2XQBS-11 4-1/2F SILICON BR	1,638.00
H05527	IMPELLER B1-1/2XQBS-18 4-1/2C SILICON BR	1,638.00
H05528	IMPELLER B1-1/2XQBS-18 5C SILICON BRZ	1,638.00
H05530	CASE,VOLUTE FLANGED B2E	4,408.00
H05532	CASE VOLUTE FLANGED B2-1/2T	2,515.00
H05534	CASE,VOLUTE FLANGED B2-1/2Z	3,366.00
H05536	CASE,VOLUTE FLANGED B3E	5,560.00
H05539	IMPELLER B1XRMS 5F 7/16-2UNC SILICON BRZ	788.00
H05540	IMPELLER B1-1/2MRS 3-7/8C/16-20 SIL BR	1,352.00
H05543	CASE,VOLUTE FLANGED B2Z-H	3,003.00

Catalog Number	Material description	List Price
H05544	SHAFT,PUMP 1-3/8-10T 2-1/2EXT B1-1/2EQL	\$2,933.00
H05546	SHAFT,PUMP 1-3/8-10T 3EXT B2EQHH	2,933.00
H05552	BRACKET,MACHINED SAE 5 CI	3,696.00
H05629	CASE,VOLUTE FLANGED B2-1/2Z	3,299.00
H05659	IMPELLER B3JPBM 10-3/16C 1-1/4U SIL BRZ	4,292.00
H05660	IMPELLER B3JPBM 11-1/8C 1-1/4U SIL BRZ	4,292.00
H05661	IMPELLER B3JPBM 12-7/16C 1-1/4U SIL BRZ	4,292.00
H05662	IMPELLER B3JPBM 13-1/2F 1-1/4U SIL BRZ	4,292.00
H05668	IMPELLER B3JPBL 13-1/2F 1-1/4U SIL BRZ	4,292.00
H05671	IMPELLER B3JPBL 12-1/16C 1-1/4U SIL BRZ	4,292.00
H05672	IMPELLER B2-1/2JPBMS 11-3/8C 1-1/4U SIL	3,889.00
H05673	IMPELLER B3JPBL 11C 1-1/4U SIL BRZ	3,889.00
H05679	IMPELLER B1-1/2ZPHS 7-15/16C 7/8U SI BRZ	2,182.00
H05681	IMPELLER B2-1/2JPBM 12-7/16C 1-1/4 SI BR	3,889.00
H05682	IMPELLER B6JPBM 10-7/16C 1-1/4U SIL BRZ	7,311.00
H05684	IMPELLER B6JPBM 10-15/16C 1-1/4U SII BRZ	6,233.00
H05685	IMPELLER B6JPBM 11-7/16C 1-1/4U SIL BRZ	6,172.00
H05686	IMPELLER B6JPBM 12-3/16C 1-1/4U SIL BRZ	7,311.00
H05687	IMPELLER B6JPBM 12-5/16C 1-1/4U SIL BRZ	7,311.00
H05689	IMPELLER B6JPBM 13-1/2F 1-1/4U SIL BRZ	6,790.00
H05690	IMPELLER B6JPBM 12-3/4C 1-5/8U SIL BRZ	6,876.00
H05691	IMPELLER B6JPBM 13-1/2F 1-5/8U SIL BRZ	6,681.00
H05724	IMPELLER B4JQBH 13-1/2F CW 1-1/2-6RH SIL	5,652.00
H05747	IMPELLER B3ZPLS 7-7/8C 1-1/4U SIL BRZ	2,811.00
H05748	IMPELLER B3ZPLS 8.5C 1-1/4U 50HZ SIL BRZ	2,811.00
H05763	IMPELLER B1-1/2EQL 10.44F 1-1/4U SIL BRZ	2,845.00
H05778	CASE,VOLUTE B4G MACH CI	4,519.00
H05779	IMPELLER B4G_BH 12.75C 1-1/4U SIL BRZ	5,448.00
H05780	REDUCER,ECCENTRIC MACH CI	1,775.00
H05781	RING, BALANCE MACH B4G CI	1,252.00
H05822	IMPELLER B4G-BH 12.75C 1-1/2-6UNC SIL BR	5,072.00
L01018	CASE,VOLUTE B1-1/2T___CW 1-1/2" NPT CI	2,093.00
L01022	CASE,VOLUTE B2T___CW 2" NPT DISCH CI	494.00
L01023	CASE,VOLUTE B2-1/2T___CW 2-1/2 DISCH CI	703.00
L01025	CASE,VOLUTE B1-1/2Z___CW 1-1/2" DISCH CI	2,515.00
L01027	CASE,VOLUTE B2-1/2Z___CW 2-1/2" DISCH CI	2,515.00
L01104	CASE,VOLUTE B3T___CW 3" NPT DISCH CI	2,860.00
L01525	BRACKET B_TP_7/8U 4-1/2AK CI 1-9/32 BOR	2,860.00
L01530	BRACKET B_TR_S 1-1/2U 6-5/8AK CI 1-1/2 I	1,726.00
L01563	BRACKET B_ZP___1-25/32 ID X 12-1/2AK CI	4,587.00
L01600	BRACKET B2-1/2TQ_-8 5-3/4 ENG FIT CI 5-3	1,721.00
L01848	CASE,VOLUTE C1-1/2TP_S 1-1/2NPT CI 1-1/2	1,187.00
L01951	BRACKET B_T___1-1/4U 8-1/2AK CI 1-25/32	1,717.00
L02406	Impeller 13-1/2 X 13-1/4 Dia Full	4,058.00
L02409	IMPELLER B4EY_BM CW 17-7/8X17-5/8FULL CI	10,931.00
L02413	IMPELLER CW 13-1/2 X 13-1/4 DIA FULL OR	4,058.00
L02416	IMPELLER B6J_BL CW 13-1/2FULL CI 1.340 B	5,626.00
L02417	IMPELLER B6JRBL CCW 13-1/2FULL CI 1.340	9,404.00
L02420	IMPELLER B6JPBL CW 1-1/4U 13-1/2F CI 1-1	5,626.00
L02424	IMPELLER B4EY_PBM 1-1/4U 17-7/8FULL	10,931.00
L02425	IMPELLER B4EY_PB_CW 1-5/8U 17-7/8F CI 1	10,931.00
L02479	FLANGE,COMPRESSION JUMP 6OD COMPRESSION	1,058.00
L02502	IMPELLER 13-1/2 DIA FULL,	5,626.00
L02577	IMPELLER B4EYPBH CW 17-3/4 X 17-7/8F CI	10,931.00
L02634	IMPELLER B4EY_BH CW 17.690 FUL CI 35/64B	10,931.00
L02773	IMPELLER B2ZRKL CCW 7/8-9NC LH ID 9F CI	2,598.00
L02866	BRACKET D___,LT___,C___P_S 3/4 BORE CI 3/4	769.00
L03001	IMPELLER B3JPBM_CW 1-1/4U 13-1/2F CI 1-	3,520.00
L03004	IMPELLER B_JP_CW 1-1/4U 13-1/2FULL CI 1	3,520.00
L03030	CASE CIRCULAR B1-1/2XQBS 1-1/2"DISCH	2,487.00
L03038	IMPELLER B3J_BM CW 13-1/2FULL CI CLASS35	3,520.00
L03039	IMPELLER B3J_BL CW 13-1/2FULL CI CLASS35	3,520.00
L03075	CASE,VOLUTE B1-1/2Z_H_ 1-1/2NPT DISCH CI	2,515.00
L03077	IMPELLER B2-1/2J_BL 1-1/2-6RH U 13.5F CI	3,520.00
L03093	CASE,VOLUTE B1-1/2E_CW 1-1/2NPT DISCH CI	4,219.00
L03115	IMPELLER B3JRBM CCW 13-1/2F 1-1/2THD CI	3,520.00
L03482	CASE,VOLUTE B2E___CW 2NPT DISCH CI 2NPT	4,448.00
L03497	BRACKET B_EP_ 12-1/2AK CI 2-3/8 ID X 8 I	5,578.00
L03637	BRACKET B_EPL 8-1/2AK CI 2-3/8 ID X 8-1/	4,077.00
L03648	RING,BALANCE 4-1/8 ID FIT B3E_B_ CI	1,315.00
L03649	RING,BALANCE 4-3/4 ID FIT B4E_B_ CI 4-3/	1,328.00
L03665	BODY, VALVE 4X4	1,368.00
L03671	BODY, VALVE 3x4	1,315.00
L03697	RING,BALANCE 4-1/8 ID FIT B3EPBL CI 4-1/	1,721.00

Catalog Number	Material description	List Price
L03712	BRACKET B_EP___ 12-1/2AK CI 2-3/8 ID X 8	\$5,520.00
L03827	BRACKET B_ZP_ 8-1/2AK CI 1-13/16ID X 8-1	3,992.00
L03837	RING,BALANCE 4-3/4 ID FIT B4EPB_ CI 10-3	1,407.00
L04022	CASE,VOLUTE B1W___ 1NPT DISCH CI 1NPT DIS	1,976.00
L04063	IMPELLER B10G_B CW 9-1/2X12-1/8FULL CI 1	11,615.00
L04108	COVER,SUCTION B4_ K 4" NPT SUCTION CI	1,549.00
L04119	RUBBER,CLACK B4T_K 15-1/16LG NEOPRENE 6	161.00
L04123	IMPELLER CW 1-5/8U 9-1/2 X 12-1/8FULL CI	11,615.00
L04240	IMPELLER B10_P_CW 9-1/2 X 12-1/8FULL CI	11,615.00
L04306	CASE,VOLUTE B2E___ CCW 2-1/2DISCH CI	2,568.00
L04513	IMPELLER B5E___BH 10-7/16FULL 1-1/4U CI	3,979.00
L04519	IMPELLER B8GRBM CCW 12-1/8FULL CI 1.390	8,183.00
L04615	BRACKET B_ZP_S 2-1/8 ID X 8-1/2AK CI	3,608.00
L04616	BRACKET B_EP_S 8-1/2" AK CI	2,607.00
L04627	BRACKET B_ZP_S 2-1/8 ID X 12-1/2AK CI 2-	4,115.00
L04628	BRACKET B_EPBS 1-1/4U 12-1/2AK CI JM MOT	5,324.00
L05217	IMPELLER B6EX__BL CW 2-3/16U 15-9/16F CI	10,817.00
L05262	RING,BALANCE 4-1/8ID X 10-3/8OD CI 15/16	1,510.00
L05263	RING,BALANCE 4-3/4ID X 10-3/8OD CI 1 IN	1,650.00
L05328	BRACKET B_TP___ 7/8U 8-1/2AK CI 1-7/32 BO	684.00
L05329	BRACKET B_TP_S 7/8U 4-1/2AK CI 1-9/16 BO	622.00
L05331	BRACKET B_ZP___ 8-1/2AK CI 1-1/2 ID X 8-1/	3,195.00
L05332	BRACKET B_ZP_ 4-1/2AK CI 1-1/2 ID X 4-1/	985.00
L05334	BRACKET B_EP_S 8-1/2AK W/MECH SEAL CI 1-	3,061.00
L05335	BRACKET B_EP_S 4-1/2AK CI 1-1/2 ID X	3,949.00
L05347	IMPELLER B4J__BHH CW 13-1/2FULL CI 4-5/32	4,058.00
L05348	IMPELLER B4JPBHH CW 13-1/2DIA 1-1/4U CI	3,708.00
L05396	BRACKET B_EP_S 12-1/2AK CI	5,898.00
L05400	IMPELLER B4JPBHH CW 1-5/8U 13-1/2C CI 1-	4,058.00
L05511	BRACKET B3ZPBH 12-1/2 OD FIT CI 1-13/16	3,526.00
L05515	BRACKET B3ZPBHS 2-1/8 ID X 12-1/2AK CI 2	4,058.00
L05599	IMPELLER B3EPBL 1-5/8U 10-7/16FULL CI	2,759.00
L05610	BRACKET 12-1/2AK B_EP B CI 2-5/32 ID X 8	4,984.00
L05720	BRACKET, HYDRAULIC MOTOR	1,792.00
L05748	COVER,SUCTION 3T_K 3NPT X 5-3/16L CI 3NP	1,386.00
L05749	RUBBER,CLACK B3T_K_ CHECK VALVE NEO-COT	164.00
L05779	BRACKET B_TP___ 1-1/4U 8-1/2AK CI 2-1/8 B	1,214.00
L05781	IMPELLER B6EX__BH CW 1-5/8U 15-1/2FULL CI	10,817.00
L05797	IMPELLER B6JPBM CW 1-5/8U 13-1/2FULL CI	5,626.00
L05800	IMPELLER B6EX__BH CW 2-3/16U 15-1/2F CI	10,817.00
L05807	IMPELLER B4JPBH CW 1-1/4U 13-1/2FULL CI	4,058.00
L05816	IMPELLER B6JPBM CW 1-1/4U 13-1/2FULL CI	5,626.00
L05818	IMPELLER B6JQBM CW 1-1/2-6RH U 13.5"F CI	5,626.00
L05819	IMPELLER B6JRBM CCW 13-1/2FULL CI 1.340B	7,303.00
L05841	CASE,VOLUTE B2Z_H 2NPT DISCH CI 2NPT DIS	1,649.00
L05889	IMPELLER B4EPBM CW 1-5/8U10-7/16F CI 1-5	3,159.00
L05897	IMPELLER CW 1-5/8U 13-1/2CUT CI 1-5/8 ID	10,817.00
L05913	IMPELLER B6J__BH CW 1-1/2-6RH U 13.5F CI	10,817.00
L05974	IMPELLER B4JRBH-CCW 13-1/2 DIA FULL CI 1	4,058.00
L05976	IMPELLER B4J__BH CW 1-1/2-6RH U 13.5"F CI	4,058.00
L06015	IMPELLER B4ERBM 10-7/16 DIA CUT CI 1-1/4	3,159.00
L06020	IMPELLER B4ERBM CCW 10-7/16FULL CI 1-1/4	3,159.00
L06116	IMPELLER B3EPBL CW 1-5/8U 10-1/8CUT CI 1	2,759.00
L06131	IMPELLER B4EPBM CW 1-1/4U7-3/16CUT CI 1-	3,159.00
L06132	IMPELLER B4EPBM CW 1-1/4U 7-3/4CUT CI 1-	3,159.00
L06133	IMPELLER B4EPBM CW 1-1/4U8-3/16CUT CI 1-	3,159.00
L06134	IMPELLER B4EPBM CW 1-5/8U 8-3/4C CI 1-5/	3,159.00
L06135	IMPELLER B4EPBM CW 1-5/8U 9-5/8CUT CI 1-	3,159.00
L06170	IMPELLER B__JP_CW 1-1/4U 11-3/8CUT CI 1-1	3,309.00
L06172	IMPELLER B__JP_CW 1-1/4U 13-3/16CUT CI 1-	3,520.00
L06173	IMPELLER B3JPBL CW 1-1/4U 11CUT CI	3,278.00
L06174	IMPELLER B3JPBL CW 1-1/4U 12-1/16C CI	3,310.00
L06175	IMPELLER B3JPBL CW 1-1/4U 12-7/8CUT CI 1	3,268.00
L06176	IMPELLER B3JPBM CW 1-1/4U 10-3/16C CI 1-	3,310.00
L06177	IMPELLER B3JPBM CW 1-1/4U 11-1/8CUT CI	3,310.00
L06179	IMPELLER B3JPBM CW 1-1/4U 12-7/16C CI 1-	3,309.00
L06180	IMPELLER B4JPBH CW 1-1/4U 10-1/16CUT CI	4,058.00
L06181	IMPELLER B4JPBH 10-3/4OD CUT CI 1-1/4DIA	4,058.00
L06182	IMPELLER B4JPBH 11-3/8"OD CUT CI 1-1/4DI	4,058.00
L06183	IMPELLER B4JPBH 1-1/4U 12-3/8C CI 1-1/4	4,058.00
L06184	IMPELLER B4JPBH 13-1/4OD CUT CI 1-1/4DIA	4,058.00
L06185	IMPELLER B4EY_PBM CW 1-1/4U 14-7/16C	10,289.00
L06186	IMPELLER B4EY_PBM 1-1/4U 15-1/16CUT CI 1	10,931.00
L06187	IMPELLER B4EY_PBM 1-5/8U 16CUT CI 1-5/8	10,931.00

Catalog Number	Material description	List Price
L06188	IMPELLER B4EY_PBM CW 1-5/8U 16-15/16C CI	\$10,156.00
L06192	IMPELLER B4EY_PBH CW 1-5/8U 17-1/4CUT CI	10,289.00
L06193	IMPELLER B6JPBL CW 1-1/4U 12-7/8CUT CI 1	5,626.00
L06194	IMPELLER B6JPBL CW 1-1/4U 11CUT CI 1-1/4	5,295.00
L06195	IMPELLER B6JPBL CW 1-1/4U 11-3/4CUT CI 1	5,626.00
L06196	IMPELLER B6JPBM CW 1-1/4U 10-15/16CUT CI	4,752.00
L06197	IMPELLER B6JPBM CW 1-1/4U 11-7/16CUT CI	5,626.00
L06198	IMPELLER B6JPBM CW 1-1/4U 12-3/16CUT CI	5,626.00
L06199	IMPELLER B6JPBM CW 1-1/4U 12-5/16CUT CI	5,626.00
L06200	IMPELLER B6JPBM CW 1-1/4U 10-7/16CUT CI	5,626.00
L06201	IMPELLER B6JPBM CW 1-5/8U 12-3/4CUT CI 1	5,626.00
L06202	IMPELLER B6JPBH CW 1-5/8U 12-3/8CUT CI	10,817.00
L06203	IMPELLER B10GPBM CW 8-5/16 X 11-1/4C CI	11,615.00
L06204	IMPELLER B10_PBM CW 7-7/8X10-13/16C CI	11,603.00
L06205	IMPELLER B10GPBM CW 8.12 X 10.12 CUT CI	11,615.00
L06206	IMPELLER B10GPBM CW 8-3/4 X 10-3/4CUT CI	11,615.00
L06207	IMPELLER B10GPBM CW 9-3/8 X 11-3/4CUT CI	11,615.00
L06215	IMPELLER B6EXPBH CW 15-1/16CUT CI 2-3/16	10,817.00
L06225	IMPELLER B6EXPBL CW 14CUT CI 1-5/8ID X 1	10,817.00
L06226	IMPELLER B6EX_BL CW 15-1/4CUT CI 1-5/8ID	10,817.00
L06227	IMPELLER B6EXPBH CW 12-9/16CUT CI 1-5/8I	10,817.00
L06228	IMPELLER B6EXPBH 13-9/16CUT CI 1-5/8ID X	10,817.00
L06229	IMPELLER B6EXPBH CW 14-13-32CUT CI 1-5/8	10,817.00
L06315	BRACKET B_EPBS 12-1/2AK 10-1/2OD CI 6-13	8,011.00
L06611	IMPELLER B5EPH 1-1/4U 10-7/16F CI	3,979.00
L06614	IMPELLER B5EPH 1-1/4U 8-15/16C CI	3,979.00
L06615	IMPELLER B5EPH 1-1/4U 9-13/16C CI	3,979.00
L06709	IMPELLER B5ERH CW 10-7/16 FULL CI 25HP	3,979.00
L06779	BRACKET B_ZP_S 12-1/2 ENG FIT CI	3,512.00
L06797	IMPELLER B3ZPBHS 75HP CW 9" DIA 1-5/8u	3,159.00
L07118	SHAFT FOR MDL. B3ZRMS	793.00
L07261	SHAFT FOR MOD. B6ZRHS	884.00
L07262	Shaft, Pump B6ZRH CW 7/8-9RH OD STL	575.00
L07510	IMPELLER FOR MDL. B1-1/2TQMS-9 MACH.	1,530.00
L07511	IMPELLER FOR MDL. B1-1/2TQMS-14	1,530.00
L07628	IMPELLER B2-1/2TQMS-14 CW 5.50C 1-1/4U	1,717.00
L07723	IMPELLER B1-1/2TQMS CW 5.705 1-14UNS RH	1,530.00
L07923	IMPELLER CW 7.50DIA 7/8U SILICON BRONZE	2,405.00
L07985	IMPELLER B1-1/2TQMS 6.125DIA 1-14UNS	1,530.00
L07986	DIFFUSER B1-1/2XQBS 7PORT SILICON BRZ	505.00
L08073	IMPELLER B2ZPL 7-9/16C 1-1/4U SIL BRZ	2,216.00
L08074	IMPELLER B2ZPL 8-5/16C 1-1/4U SIL BRZ	2,240.00
L08075	IMPELLER B2ZPL 9F 1-1/4U SIL BRZ	2,240.00
L08076	IMPELLER B2ZPLS 7-9/16C 7/8U SIL BRZ	2,240.00
L08077	IMPELLER B2ZPLS 8-5/16C 7/8U SIL BRZ	2,240.00
L08078	IMPELLER B2TPM 5-5/8C 1-1/4U SIL BRZ	2,049.00
L08079	IMPELLER B2TPM 6-3/16C 1-1/4U SIL BRZ	2,049.00
L08080	IMPELLER B2TPM 4-1/4C 7/8U SILICON BRZ	2,049.00
L08081	IMPELLER B2TPM 5C 7/8U SILICON BRZ	2,049.00
L08082	IMPELLER B2TPM 5-5/8C 7/8U SIL BRZ	2,049.00
L08083	IMPELLER B2TPMS 6-3/16C 7/8U SIL BRZ	2,049.00
L08088	IMPELLER B2-1/2TPM 4C 7/8U SIL BRZ	2,219.00
L08089	IMPELLER B2-1/2TPM 4-11/16C 7/8U SIL BRZ	2,219.00
L08090	IMPELLER B2-1/2TPM 5-1/4C 7/8U SIL BRZ	2,219.00
L08091	IMPELLER B2-1/2TPM 5-7/16C 7/8U SIL	2,216.00
L08092	IMPELLER B2-1/2TPMS 5-11/16C 7/8U SIL BR	2,219.00
L08093	IMPELLER B2-1/2TPM 6-3/16C 7/8U SIL BRZ	2,219.00
L08094	IMPELLER B2-1/2TPM 6-1/2F 7/8U SIL BRZ	2,219.00
L08147	IMPELLER CW 8-1/4C 1-1/4U 50HZ SIL BRZ	2,470.00
L08149	IMPELLER B1-1/2TRLS 6-1/2F SIL BRZ CW	1,981.00
L08150	IMPELLER B1-1/2TPM 6-9/16F 1-1/4U SI BRZ	1,981.00
L08151	IMPELLER B1-1/2TPM 6C 1-1/4U SIL BRZ	1,981.00
L08153	IMPELLER B1-1/2ZPH 9F 1-1/4U SIL BRZ	2,160.00
L08155	IMPELLER B1-1/2ZPH 8-5/8C 1-1/4U SII BRZ	2,182.00
L08156	IMPELLER B1-1/2ZPH 7-15/16C 1-1/4 SI	2,158.00
L08160	IMPELLER B2TPMS 6.5F 7/8U SIL BRZ	2,049.00
L08163	IMPELLER B2-1/2ZPMS 9F 7/8U SIL BRZ	2,470.00
L08164	IMPELLER B2-1/2ZPM 6-3/16C 7/8U SIL BRZ	2,470.00
L08165	IMPELLER B2-1/2ZPM 7-5/16C 7/8U SIL BRZ	2,470.00
L08166	IMPELLER B2-1/2ZPM 8-3/8C 7/8U SIL BRZ	2,470.00
L08167	IMPELLER B3TPMS 6-1/8C 7/8U SIL BRZ	2,278.00
L08168	IMPELLER B3TPM 6-1/4C 7/8U SIL BRZ	2,278.00
L08169	IMPELLER B3TPM 6-1/2F 7/8U SIL BRZ	2,278.00
L08171	IMPELLER B3TPM 6.00 7/8U SIL BRZ	2,278.00

Catalog Number	Material description	List Price
L08172	IMPELLER B3TPM 5-3/4C 7/8U SIL BRZ	\$2,278.00
L08173	IMPELLER B3TPMS 5-3/8C 7/8U SIL BRZ	2,278.00
L08174	IMPELLER B3TPM 5-1/8C 7/8U SIL BRZ	2,270.00
L08175	IMPELLER B3TPM 4-15/16C 7/8U SIL BRZ	2,278.00
L08176	IMPELLER B1-1/2TPM 6-9/16F 7/8U SII BRZ	1,981.00
L08177	IMPELLER B1-1/2TPM 6C 7/8U SII BRZ	1,981.00
L08179	IMPELLER B1-1/2TPM_ 5-1/2C 7/8U SIL BRZ	1,981.00
L08181	IMPELLER B1-1/2TPL_ 6-1/2F 7/8U SIL BRZ	2,000.00
L08183	IMPELLER B3TPM 4-15/16C 1-1/4U SIL BRZ	2,270.00
L08184	IMPELLER B3TPM 5-3/8C 1-1/4U SIL BRZ	2,270.00
L08186	IMPELLER B3TPM 6-1/8C 1-1/4U SIL BRZ	2,278.00
L08187	IMPELLER B3TPM 6-1/2F 1-1/4U SIL BRZ	2,278.00
L08188	IMPELLER B6JQBM 13.5F 1-1/2-6RH SIL BRZ	7,311.00
L08190	IMPELLER B2-1/2ZPMS 9F 1-1/4U SIL BRZ	2,470.00
L08191	IMPELLER B2-1/2ZPM 8-3/8C 1-1/4U SIL	2,470.00
L08374	IMPELLER B1-1/2ZPHS 9C 7/8U	2,158.00
L08529	IMPELLER B4EPBM 8.75C 1-5/8U SIL BRZ	7,273.00
L08531	IMPELLER B6EXPBH 14.0C 1-5/8U CI	10,807.00
L08538	IMPELLER B2TPM 6.44C 1-1/4U CI	1,586.00
L08540	IMPELLER B4EPBMS 8.19C 1-1/4U SIL BRZ	6,357.00
L08597	IMPELLER B2EPBHS 10-1/16C SIL BRZ 1.25U	7,538.00
LK-BK	BRANDING KIT NAMEPLATE LABELS DECALS BK	22.94
M00999	RING,WEARING MDL 10GR 10IDX11ODX2LG BRZ	2,940.00
M01181	FLANGE,COMPRESSION FOR 8"OD PIPE CI	417.00
M01197	FLANGE,COMPRESSION 8"FPT	961.00
M01527	FLANGE,COMPRESSION 6"FPT	781.00
M01828	IMPELLER B1-1/2Z_ M_ CW 7/8-9RH U 9"F CI	1,678.00
M01842	CASE,VOLUTE B1XRS 1NPT DISCH 1NPT DISCH	1,122.00
M01856	BRACKET B_R_ 1-7/16U 5-3/8AK CI 1-7/16	608.00
M01868	IMPELLER_1XR CCW 5-5/16FULL CI 1/2-13NC	1,001.00
M02153	IMPELLER B3Z_M CW 7/8-9RHU 9FULL CI 7/8-	2,189.00
M02181	IMPELLER B3ZRM_ CCW 7/8-9LH U 9"FULL CI	628.00
M02191	IMPELLER B1-1/2ZP_ 9FULL 7/8U 1/4BA CI W	1,678.00
M02319	IMPELLER 4E_LH 10-7/16FULL 1-1/8BORE CI	2,971.00
M02691	IMPELLER CW B2-1/2ZPL 9"FULL 1-1/4"U CI	1,925.00
M02711	SHAFT,PUMP B_ZQ_ 1-3/8-10T 2.5EXT SP STL	2,499.00
M02725	BRACKET,SEAL CONST 56J 4-5/8PUMP FIT	2,651.00
M02894	IMPELLER C.W. 9" DIA FULL	1,925.00
M02911	IMPELLER B3ZPM 1-1/4U 9FULL CI 1-1/4 ID	2,168.00
M02928	IMPELLER B1-1/2ZPL CW 1-1/4U 9"F CI	1,678.00
M02956	IMPELLER B2-1/2TPM_7/8U 6-1/2FULL CI 7/8	1,717.00
M02957	IMPELLER B2-1/2TPM CW 6-1/2 FULL CI	1,717.00
M02958	IMPELLER B2-1/2TRM 6-1/2FULL CI 5/8-18NF	1,717.00
M02959	IMPELLER B3TPM_ 7/8U 6-1/2FULL CI 7/8 ID	1,743.00
M02960	IMPELLER B3TPM_ 1-1/4U 6-1/2CUT CI 1-1/4	1,743.00
M02961	IMPELLER B3TRM 6-1/2FULL CI 5/8-18NF RH	1,743.00
M03011	CASE,VOLUTE C1-1/4TPMS 1-1/4NPT CI 1-1/4	1,082.00
M03380	IMPELLER B3ZPL CW 1-1/4U 9FULL CI 1-1/4	2,189.00
M03403	SHAFT,PUMP B3ZRMS CCW 7/8-9LH U 17LG STL	1,092.00
M03613	SHAFT,PUMP B_ZR_ CW 7/8-9RH OD STL 7/8-9	559.00
M03798	IMPELLER B8GPBM CW 12-1/8FULL CI 1-5/8 I	8,965.00
M03799	IMPELLER B8GPBM CW 1-1/2U 12-1/8FULL CI	8,965.00
M03800	IMPELLER B8GPBM CW 1-1/4U 12-1/8F CI 1-1	8,965.00
M03870	RING,WEARING 6-1/4 ID X 7 OD B4JRBH BRZ	497.00
M04154	SHAFT,PUMP B_ZQ_ 1-3/8-10T 3EXT SP STL	2,499.00
M04186	IMPELLER B6Z_H_ CW 7/8-9RH U 9"FULL CI	3,266.00
M04194	SEAT,CHECK VALVE B1-1/2ZK SELF PRIME BRZ	1,625.00
M04275	IMPELLER B3ZQM_ CW 7/8-9U 9FULL CI 7/8-	2,168.00
M04349	IMPELLER B6ZPH CW 1-1/4U 8 X 9FULL CI 1-	3,266.00
M04520	HOUSING,BEARING B1-1/2XQBS 1-1/4ID 4-11/	1,893.00
M04551	CAP,BEARING,OUTER B_ER 6-3/8OD 2-5/8L CI	1,154.00
M04817	IMPELLER B3EPM 9-3/8CUT CI	2,759.00
M04820	IMPELLER B3E_M CW 1-1/4U 10-7/16FULL CI	2,759.00
M04821	IMPELLER B4E_M_ CW 1-1/4U 10-7/16FULL CI	3,159.00
M04832	SHAFT, 1-3/8 DIA X 17 LG	1,129.00
M04998	CAP,BEARING,OUTER B_JQB_ 1.983"ID CI 1.9	425.00
M05048	IMPELLER B2EPH 10FULL CI DIA CUT	2,675.00
M05059	IMPELLER B2EPBH 10-7/16F 1-1/4U CI 1	2,675.00
M05060	IMPELLER B2EPBL 1-1/4U 9-15/16FULL CI	2,675.00
M05115	RING,BALANCE B_J_B_ 2-1/2"ID X 8"OD CI 2	848.00
M05171	IMPELLER CW B2ERBHH 10-7/16FULL CI	2,675.00
M05311	GLAND,PACKING SPLIT 2-3/4SHFT B6EX_B_ CI	955.00
M05317	SHAFT,PUMP B_RB_ 2-3/16U STR PRF STL 1-	7,279.00
M05420	COVER,SUCTION B2X_KLS-3 3NPT 9-3/16L CI	560.00

Catalog Number	Material description	List Price
M05434	BRACKET B2XQ_S-3.5 1-5/8	\$464.00
M05491	IMPELLER B4T_KL 6-19/32FULL 7/8U 1BA CI	2,733.00
M05524	IMPELLER B4T_KHS CW 6.593F 7/8U 1.5BA CI	2,733.00
M05639	IMPELLER B4Z_KS 9.09DIA X 21/32BA CI	2,880.00
M05640	IMPELLER B4ZP 9.089 DIA X 1 BA	2,880.00
M05697	IMPELLER B2E_L CCW 10FULL CI	2,675.00
M05701	SHAFT,PUMP B_JRB_23-7/16LG 1-1/2-6LH ID	1,649.00
M05828	SHAFT,PUMP 1-7/8X23-7/16LG 1-1/2-6RH ID	1,649.00
M05831	IMPELLER B2-1/2ZRL_CW 7/8-9U 9"FULL CI	1,925.00
M05972	RING,WEAR 6-1/4ID X 7OD X 1-1/4LG BRZ 1-	1,320.00
M06063	RETAINER,SEAL 1-1/8TYPE 2 B_Z_S CI 1-7/1	1,022.00
M06113	RING,BALANCE B_J_B_2-1/2ID 8-5/8OD CI 2	1,175.00
M06114	RING,BALANCE 4 ID X 8-5/8OD B6JPBH CI 4	1,530.00
M06154	CASE,VOLUTE B1__1NPT DISCH CI 1NPT DISC	1,290.00
M06183	SHAFT,PUMP B_JQB_1-1/2-10T 3"EXT SP STL	2,665.00
M06186	SHAFT,PUMP B_JQB_1-3/8-10T 3EXT SP STL	2,665.00
M06187	SHAFT,PUMP B_JQB_1-3/8-10T 2-3/4EXT STL	2,665.00
M06188	SHAFT,PUMP B_JQB_1-3/8-10T 2-1/2EXT STL	2,561.00
M06434	IMPELLER B4E_BL CW 9"DIA 1-1/4"U CI 11/1	3,190.00
M06646	RING,BALANCE 3-7/8"ID X 8"OD B_J_BS CI 1	1,815.00
M06675	SHAFT,PUMP B_ERB_2-3/16D 24-3/4L SP STL	1,735.00
M06728	RING,BALANCE B_EX_B_7-1/2ID 15-1/2OD CI	2,042.00
M06729	CAP,BEARING B_EXQB_S 2-7/8ID CI 2-7/8I	1,574.00
M06735	SHAFT,PUMP B_EXQ_S 1-1/2-10T 3EXT SP STL	2,690.00
M06852	IMPELLER B3ZRM CCW 9FULL X 7/8BORE CI 3-	2,160.00
M06853	SHAFT,PUMP B3ZRM 7/8U 1-3/8OD 15-5/8LG 1	1,813.00
M06893	IMPELLER B2ERHH CCW 10-7/16FULL CI	2,675.00
M06894	SHAFT,PUMP B_ER_1-7/16DIA X 17LG SP STL	1,735.00
M06902	IMPELLER B4ERM 10-7/16FULL CI	3,159.00
M06903	IMPELLER B3ERM CW 10-7/16FULL CI 7/8 ID	2,759.00
M06915	IMPELLER B2EQ_HH CW 10-7/16OD 1-1/4U CI	2,675.00
M07026	IMPELLER B2E_HH 10-7/16FULL CI	2,675.00
M07232	IMPELLER B3TPKS 7/8U 6-19/32C 7/8BA CI 7	2,604.00
M07239	IMPELLER B3TPKS 7/8U 6-19/32C 5/8 BA CI	2,604.00
M07240	IMPELLER B3TPKS 7/8U 6-19/32C 11/32BA CI	2,604.00
M07241	IMPELLER B3TPKLS 1U 1/2BA CI 1-14NF ID	2,604.00
M07242	IMPELLER B3TRKS 5/8-18RH U 6-19/32C CI 5	2,604.00
M07272	IMPELLER B2THMS 1/2ID 6-1/2DIA CI 2-3/	1,605.00
M07298	IMPELLER B1-1/2TPM_7/8U 6-9/16FULL CI 7	1,530.00
M07306	IMPELLER B2ZPH 1-1/4U 9FULL CI 1-1/4 ID	1,925.00
M07316	IMPELLER B3EQBL CW 10-7/16FULL 1-1/4U	2,759.00
M07317	IMPELLER B3EPBL CW 1-1/4U 9-5/8FULL CI 1-	2,759.00
M07318	IMPELLER B3E_BL 10-7/16FULL 1-1/4U CI 3-	2,759.00
M07319	IMPELLER B3ERBL CCW 10-7/16F 1-1/4U CI	2,759.00
M07561	IMPELLER B4ZPKS 9.089"FULL 7/16"BA CI 7/	2,880.00
M07603	RETAINER,MECH SEAL 1-7/8 TYPE 2 CRANE F	1,981.00
M07637	IMPELLER B1-1/2TPM_CW 5-1/2CUT CI 7/8 I	1,530.00
M07638	IMPELLER B1-1/2TPM_CW 6CUT CI	1,530.00
M07639	IMPELLER B2-1/2TPM 1-1/4 ID X 5-1/4CUT 1	1,733.00
M07640	IMPELLER B2-1/2TPM CW 5-11/16CUT CI 1-1/	1,717.00
M07641	IMPELLER B2-1/2TPM_CW 7/8U 4CUT CI 7/8 I	1,717.00
M07642	IMPELLER B2-1/2TPM_CW 4-11/16CUT CI 7/8	1,717.00
M07643	IMPELLER B2-1/2TPM_7/8U 5-1/4CUT CI 7/8	1,717.00
M07644	IMPELLER B2-1/2TPM_CW 5-7/16CUT CI 7/8 I	1,717.00
M07645	IMPELLER B2-1/2TPM_CW 6-3/16CUT CI 7/8 I	1,717.00
M07647	IMPELLER B3TPM 1-1/4 ID X 4-15/16 OD CI	1,668.00
M07648	IMPELLER B3TPM 1-1/4 ID X 5-3/8 OD CI 1-	1,743.00
M07649	IMPELLER B3TPM 1-1/4 ID X 6-1/8 OD CI 1-	1,743.00
M07651	IMPELLER B3TPM_7/8U 4-15/16CUT CI 7/8 I	1,743.00
M07652	IMPELLER B3TPM_7/8U 5-1/8CUT CI 7/8 ID	1,743.00
M07653	IMPELLER B3TPM_7/8U 5-3/4CUT CI 7/8 BOR	1,743.00
M07654	IMPELLER B3TPM_7/8U 6-1/4CUT CI 7/8 BOR	1,743.00
M07667	IMPELLER B2ZPH CW 1-1/4U 8-5/8CUT CI 1-1	1,925.00
M07677	IMPELLER B2-1/2ZPL 1-1/4U 6-15/16CUT CI	3,850.00
M07678	IMPELLER B2-1/2ZPL 1-1/4U 7-11/16CUT CI	1,925.00
M07683	IMPELLER B2-1/2TPMS 7/8U 5-11/16CUT 7/8	1,717.00
M07684	IMPELLER B3TPMS CW 7/8U 5-3/8CUT CI 7/8	1,743.00
M07685	IMPELLER B3TPMS CW 7/8U 6-1/8CUT CI 7/8	1,743.00
M07688	IMPELLER B2-1/2ZPL 1-1/4U 8-7/16CUT CI 1	1,925.00
M07689	IMPELLER B2-1/2ZPL 1-1/4U 8-7/8CUT CI 1-	1,925.00
M07690	IMPELLER B1-1/2ZPL 1-1/4U 8-3/4CUT CI	1,678.00
M07691	IMPELLER B1-1/2ZPL 1-1/4U 7-7/8CUT CI 1-	1,678.00
M07692	IMPELLER B1-1/2ZPL_1-1/4U 7-3/16CUT CI	1,662.00
M07693	IMPELLER B1-1/2ZPL 7/8U 7-3/16CUT CI 7/8	1,678.00

Catalog Number	Material description	List Price
M07694	IMPELLER B2EPBHH 1-1/4U 9-3/8CUT CI	\$2,675.00
M07695	IMPELLER B2EPBHH 1-1/4U 10-1/16CUT CI	2,675.00
M07696	IMPELLER B2EPBL CW 1-1/4U 9-1/4CUT CI 1-	2,675.00
M07699	IMPELLER B3EPM CW 1-1/4U 8-11/16CUT CI 1	2,585.00
M07701	IMPELLER B3EPBL CW 1-1/4U 7-13/16CUT CI	2,759.00
M07702	IMPELLER B3EPBL CW 1-1/4U 8-9/16CUT CI 1	2,759.00
M07703	IMPELLER B3EPBL CW 1-1/4U 9-1/4CUT CI 1-	2,759.00
M07704	IMPELLER B4E_M CW 1-1/4U 9-7/8CUT CI 1-1	3,171.00
M07705	IMPELLER B3ZPL 1-1/4U 6.75 CI 1-1/4 ID X	2,189.00
M07706	IMPELLER B3ZPL 1-1/4U 7.25 Cut CI 1-1/4	2,189.00
M07707	IMPELLER B3ZPL 1-1/4U 7.75" Cut CI 1-1/4	2,189.00
M07708	IMPELLER B3ZPL 1-1/4U 8.62 Cut CI 1-1/4	2,189.00
M07709	IMPELLER B3ZPM_7/8U 6-1/16CUT CI 7/8 ID	2,168.00
M07710	IMPELLER B3ZPM_7/8U 7CUT CI 7/8 ID X 7	2,168.00
M07711	IMPELLER B3ZPM 1-1/4U 7CUT CI	2,168.00
M07712	IMPELLER B3ZPM 1-1/4U 7-7/8CUT CI 1-1/4	2,168.00
M07713	IMPELLER B3ZPM 1-1/4U 8-7/16CUT CI 1-1/4	2,168.00
M07714	IMPELLER B3ZPBH 1-1/4U 7.125CUT CI 1-1/4	3,159.00
M07715	IMPELLER B3ZPBH 1-1/4U 7.813CUT CI 1-1/4	3,159.00
M07716	IMPELLER B3ZPBH 1-1/4U 8.313CUT CI 1-1/4	3,159.00
M07717	IMPELLER B3ZPBH 1-1/4U 8.813CUT CI 1-1/4	3,159.00
M07720	IMPELLER B6ZPH 1-1/4U 6-1/4 X 8CUT CI 1-	3,266.00
M07721	IMPELLER B6ZPH 1-1/4U 7-1/8 X 8-1/8C CI	3,266.00
M07722	IMPELLER B6ZPH 1-1/4 7-11/16 8-11/16C CI	3,266.00
M07752	IMPELLER B3EPM CW 7/8U 8-11/16CUT CI	2,593.00
M07758	IMPELLER B1-1/2ZPLS 7-7/8" CUT 7/8U CI 7/	1,678.00
M07759	IMPELLER B1-1/2ZP_S CW 7/8U 8-3/4CUT CI	1,678.00
M07763	IMPELLER B2-1/2ZP_CW 6-15/16CUT CI 7/8	1,925.00
M07764	IMPELLER B3ZPMS 7/8U 7-7/8CUT CI 7/8 ID	2,168.00
M07765	IMPELLER B3ZPM_7/8U 8-7/16CUT CI 7/8 ID	2,168.00
M07769	IMPELLER B8GPBM CW 8-5/8 X 10-3/16CUT CI	8,965.00
M07770	IMPELLER B8GPBM 9-7/16 X 10-5/8CUT CI 1-	8,965.00
M07771	IMPELLER B8GPBM 1-1/4U 11-1/2CUT CI 1-1/	8,436.00
M07772	IMPELLER B8GPBM 9-3/8 X 10-5/8CUT CI	8,436.00
M07773	IMPELLER B8GPBM CW 10-5/8 X 11-1/8CUT CI	8,965.00
M07774	IMPELLER B8GPBM CW 10 X 10-3/4CUT CI 1-5	8,965.00
M07775	IMPELLER B8GPBM CW 10-13/16 X 11-3/8C CI	8,965.00
M07776	IMPELLER B8GPBM CW 1-5/8U 11-15/16CUT CI	8,965.00
M08094	IMPELLER B4ZQKHS 3/4BA 7/8THRD CI 7/8-9R	2,852.00
M08095	IMPELLER B4Z_KHS 1BA 7/8THD CI 7/8-9RH	2,880.00
M08136	SHAFT,PUMP B_ZR CCW HYD D	2,914.00
M08339	SEAL_MECH SHAFT VITON 1-1/8TYPE21 XF1C1	829.00
M09068	IMPELLER B2TPMS CW 0.88D BORE 5.06C CI	1,589.00
M09234	IMPELLER B3TPMS 6" Diameter CUT 50H	1,603.00
M09669	SLEEVE, SHAFT 1-3/4 ID X 2-1/8 OD 416SS	1,178.00
M09682	WATER SLINGER 3-1/2" DIA.	38.00
M09684	WATER SLINGER 4-1/4" DIA.	59.00
M09705	IMPELLER B1-1/2TPM 5-3/4 CUT	1,530.00
M09901	SEAL, MECH SHAFT 1-3/4 TYPE 21 VITON	1,373.00
M10184	Bearing,Ball AFBM4	1,221.00
M10200	Inner Brg. Cap B4JRM	332.00
M10209	Outer Brg. Cap B4JRM	477.00
M10210	Lip Oil Seal 2.250ID x 3.005 OD x .375W	351.00
M10213	Drip Brg. Cap for B3ZRMS	119.00
M10214	OUTER BRG. CAP FOR MDL. B3ZRMS	691.00
M10215	Spacer Sleeve 1.19 ID x 1.38 OD x 4.34LG	139.00
M10216	LIP OIL SEAL 1.12 ID X 1.38 OD X .125 W	74.00
M10217	LIP OIL SEAL 1.38 ID X 1.75 OD X .187 W	118.00
M10218	Bearing, Ball Double Row	1,118.00
M10220	Hex Nut, Jam Thread UNC 7/8-9 SS 1-5/16	35.00
M10221	Nut, Lock (Machined)	97.00
M10222	Thrust Washer B4Z	243.00
M10227	Seal, Shaft 1-3/4" Type 2 John Crane	337.00
M10293	Nut,Hex Jam 3/8-16UNC L.H. Thread Stn ST	11.79
M10315	IMPELLER 8.408 CUT 1-14RH CW B1-1/2ZQLS	1,662.00
M10330	Seal,Shaft Mech 1-1/4 Type 21 Viton Shrt	340.00
M10447	IMPELLER 7.643C B1-1/2ZQLS-14(MACH.)	1,661.00
M10450	IMPELLER B3TQMS 5.90 (MACH.)	1,743.00
M10451	IMPELLER B3TQMS 5.20 (MACH.)	1,743.00
M10452	IMPELLER B2TQMS CW 6.00 1-14UNS CI	1,589.00
M10497	IMPELLER B3TQKHS-14 CW 6.594 Cut 1-14UNS	2,579.00
M10498	IMPELLER B4TQKLS-18 6.594 CUT 1-14UNS	2,706.00
M10584	O-RING 200271	31.00
M10726	SLEEVE, SHAFT 1.0 ID X 1.25 OD X 2LG	181.00

Catalog Number	Material description	List Price
M10728	O RING .989ID X .07 BUNA PARKER 2-022	\$11.79
M10729	IMPELLER C2MPS 4.62CUT (B85475)	386.00
M10731	SLEEVE,SHAFT 1 ID X 1.25 OD 2.19LG 416SS	243.00
M10737	IMPELLER 4.44"C CW FOR C2MPS LINDSAY	444.00
M10758	RING,WEAR BRZ 7.598 OD 7.250 ID	882.00
M10801	IMPELLER CW 4.62D 7/16-20UNF SIL BRZ	2,018.00
M10813	SEAL TUNG&SIL CARB 1-1/4D SHORT TYPE 21	5,447.00
M10835	IMPELLER B3TQKLS-10 6.563DIA 1-14UNS	2,579.00
M10979	CAP BEARING B_EQ 1.983"ID CI	383.00
M10984	RING,WEAR 3.75 OD 3.25 ID 3/4LG	597.00
M10989	yMPELLER B2E 9.94C 1-1/4U SILICON BRZ	3,469.00
M10990	IMPELLER B2E 9.25C 1-1/4U SILICON BRZ	3,469.00
M11095	IMPELLER B2-1/2ZRL 9F 7/8-9RH SIL BRZ	2,467.00
M11096	IMPELLER B1-1/2ZRL 9F 7/8-9UNC SIL BRZ	2,182.00
M11141	FITTING,GREASE 5/16-24NPS STEEL	11.79
M11194	RING,WEAR 5.001 OD 4.506	269.00
M11195	RING,WEAR 6.251 OD 5.256	346.00
M11205	IMPELLER C1-1/4TPMS 5.94C 7/16-20 SIL BR	1,856.00
M11209	IMPELLER C1-1/2TPHS 4.88C 7/16-20 SIL BR	1,875.00
M11215	IMPELLER B3ZPMS 9.00F 7/8U CI	2,168.00
M11264	IMPELLER B4GPBH 12.56C 1-1/4U SIL BRZ	5,124.00
M11265	IMPELLER B4GPBH 11.69C 1-1/4U SIL BRZ	5,452.00
M11266	IMPELLER B4GPBH 11.06C 1-1/4U SIL BRZ	5,452.00
M11267	IMPELLER B4GPBH 10.31C 1-1/4U SIL BRZ	5,452.00
M11268	IMPELLER B4GPBM 9.50C 1-1/4U SIL BRZ	5,448.00
M11269	IMPELLER B4JPBH 13.25C 1-1/4U SIL BRZ	5,658.00
M11270	IMPELLER B4JPBH 12.38C 1-1/4U SIL BRZ	5,658.00
M11271	IMPELLER B4JPBH 11.38C 1-1/4U SIL BRZ	5,436.00
M11272	IMPELLER B4JPBH 10.75C 1-1/4U SIL BRZ	5,257.00
M11273	IMPELLER B4JPBH 10.06C 1-1/4U SIL BRZ	5,658.00
M11547	IMPELLER 9.25"DIA 1-1/4U	7,526.00
M11550	IMPELLER B3ZPBHS 7.125C 1-1/4U SIL BRZ	4,090.00
M11551	IMPELLER B3ZPBHS 7.813C 1-1/4U SIL BRZ	4,090.00
M11552	IMPELLER B3ZPBHS 8.313C 1-1/4U SIL BRZ	4,093.00
M11553	IMPELLER B3ZPBHS 8.813C 1-1/4U SIL BRZ	4,093.00
M11556	IMPELLER B3EPBLS 8.56C 1-1/4U SIL BRZ	7,526.00
M11559	IMPELLER B4EPBMS 7.19C 1-1/4U SIL BRZ	5,982.00
M11560	IMPELLER B4EPBMS 7.75C 1-1/4U SIL BRZ	5,982.00
M11561	IMPELLER B4EPBMS 9.62C 1-5/8U SIL BRZ	7,261.00
M11562	IMPELLER B4EPBMS 10.44F 1-5/8U SIL BRZ	6,770.00
M11563	IMPELLER B5EPHS 8.94C 1-1/4U SIL BRZ	6,874.00
M11564	IMPELLER B5EPHS 9.81C 1-1/4U SIL BRZ	7,307.00
M11565	IMPELLER B5EPHS 10.44F 1-1/4U SIL BRZ	7,307.00
M11569	IMPELLER B6ZPHS 8X6.25 1-1/4U SIL BR	7,016.00
M11571	IMPELLER B6ZPHS 8.69x7.69 1-1/4U SIL BRZ	7,016.00
M11572	IMPELLER B6ZPHS 9X8 1-1/4U SIL BRZ	7,016.00
M11579	IMPELLER B2EPBHHS 9.38C 1-1/4U SIL BRZ	8,048.00
M11647	CASE,VOLUTE B3Z CW BSP W/BERKELEY NAME	1,880.00
M11648	CASE,VOLUTE B3T CW BSP W/BERKELEY NAME	1,484.00
M11649	CASE,VOLUTE B2T BSP W/BERKELEY NAME	1,331.00
M11653	IMPELLER B3Z RMS 9F 7/8-9UNC SIL BRZ	2,811.00
M11713	IMPELLER B3ZPMS 9.00F 7/8U SIL BRZ	2,810.00
M11839	SHAFT BARSTOCK 3/4" HEX 416SS	13.73
M12070	VOLUTE CASE B6J MACH CW	6,809.00
M12160	TUBING 1.000"DIA 16GA 304SS	183.00
M12168	CASE, VOLUTE B6XT MACH	13,650.00
M12171	IMPELLER B1-1/2ZPL 8.88C 1-1/4U CI	1,661.00
M12173	BRACKET B6EXQ SAE 3 MACHINED	21,552.00
M12174	BEARING CAP MACHINED	1,400.00
M12175	BALANCE HUB MACHINED	2,454.00
M12177	OIL SEAL 3.0OD 2.125ID DUAL LIP	174.00
M12179	SHAFT B6EXQBH 1-1/2" X 10T	2,463.00
M12181	BALL BEARING SINGLE ROW 6211	687.00
M12182	THRUST RING 2.95OD 2.375ID .125THK	447.00
M12183	SNAP RING 5100-237 EXTERNAL	31.00
M12241	OIL SEAL 2.75"OD 2.125"ID	333.00
M12332	BRACKET B_Z POWER FRAME MACHINED	2,167.00
M12333	HOUSING,MECH SEAL MACH	391.00
M12334	HOUSING,PACKING MACH	391.00
M12335	BEARING CAP B_Z MACH	213.00
M12337	SEAL,GREASE 2.623X1.875X .313 CR 18581	143.00
M12389	BRACKET MACHINED WATER TRUCK PUMP	1,549.00
M12392	WASHER,MACH WATER TRUCK PUMP	162.00
M12394	BALL BEARING SINGLE ROW DEEP GROOVE	85.00

Catalog Number	Material description	List Price
M12395	BALL BEARING SINGLE ROW DEEP GROOVE	\$163.00
M12398	SHAFT,PUMP B_ZR CCW 18LG7/8-9UNC-2A	386.00
M12402	SHAFT,PUMP B_ZR CCW 17LG7/8-9UNC-2A	652.00
M12403	SHAFT,PUMP B_ZR CW 15.63LG 7/8-9UNC-2A	490.00
M12404	SHAFT,PUMP B_ZR CW 14.62LG 7/8-9UNC-2A	467.00
M12422L	SHAFT SLEEVE	288.00
M12462	IMPELLER B3Z_M 9C CCW CI1.25U	2,182.00
M12467	MECH SEAL 1.75 TYPE 21 SHORT EPDM/CARBO	1,158.00
M12472	MECH SEAL 1.25 TYPE 21 SHORT VITON/SILC	1,426.00
M12474	MECH SEAL 1.75 TYPE 21 SHORT VITON/SILC	2,154.00
M12477	MECH SEAL 2.125" TYPE 21 LONG VITON/SILC	3,811.00
M12486	RETAINING RING WALDES-TRUARC #5100-156	16.46
M12487	RETAINING RING WALDES-TRUARC #N5000-315	37.00
M12492	IMPELLER B5EPHS 10.44C 1.25U SIL BRZ	6,869.00
M13582	IMPELLER B3ZRM CW 9F 7/8-9UNC	2,168.00
M13583	IMPELLER B3ZRM CCW 9F 7/8-9UNC	2,160.00
M13584	IMPELLER B4ZRK CW 9.089F 7/8-9UNC	2,879.00
M13595	SLOTTED SPLIT GLAND 1-1/8SHAFT	307.00
M13596	SLOTTED SPLIT GLAND 1-1/4SHAFT	359.00
M13597	SLOTTED SPLIT GLAND 1-3/4SHAFT	409.00
M13598	SLOTTED SPLIT GLAND 2-1/8SHAFT	463.00
M13599	SLOTTED SPLIT GLAND B_J	507.00
M13600	SLOTTED SPLIT GLAND	510.00
M13604	SHAFT B4ZRKS 16.45LG 7/8-9UNC-2A	1,030.00
M13644	IMPELLER B4Z 9.089C 1.25U CI	2,278.00
M13725	MECH SEAL SILCAR/SILCAR/VITON 1.125" SHT	805.00
M13728	MECH SEAL TUNGCAR/SILCAR/VITON 1.875" LG	2,313.00
M13751	B4EY VOLUTE CASE CW MACHINED	3,233.00
M13753	B4EY ADAPTER RING MACHINED	1,269.00
M13771	3/8-16 SS LOCKNUT AL ENDRIES #24IQ	4.58
M13784	MOTOR BRACKET MACHINED-SSHM-2	680.00
M13798	IMPELLER C2MPS 4.53"DIA CI 7/16-20UNF	309.00
M13975	EXTERNAL TOOTH LOCKWASHER 5/16" 416SS	5.15
M14029	IMPELLER MACH B6EXPBHS 15.06"C SIL BRZ	10,710.00
M14217	DEFLECTOR WASHER	233.00
M14678	SHAFT B6EXQBH 1-1/2" x 10T	2,580.00
M14679	IMPELLER B6EX-BH CW 1-5/8U 15-1/2FU	10,817.00
M14680	IMPELLER B6EXPBH 14.0C 1-5/8U CI	10,807.00
M14681	KEY 3/8 X 3/8 X 3.5 SS	43.00
M14834	TS6-3 REPLACEMENT HANDLE TUF-SKIN HAND	377.00
M17185	IMPELLER B3T 6.5F 1.25U CAST IRON	2,300.00
M17200	IMPELLER B5E_BH 1.25U 10.44F CI	3,979.00
M17212	IMPELLER B3T 6.5F .875U CAST IRON	2,300.00
M17217	IMPELLER B2ZRL CW 1.25U 9.0F CI	1,733.00
M17224	CASING B5W CW MACHINING CI	1,760.00
M17229	IMPELLER B2ZPL 9F 1.25U SIL BRZ	2,086.00
M17236	CASING B6EX_BM CW FLG MACHINING DI	8,602.00
M17252	Impeller, Machining, B4EY_BM, CW, CI	10,931.00
M17253	IMPELLER B2-1/2TPM CW 6.32 CI	1,717.00
M17254	IMPELLER B3ZPBH 1-1/4U 7.365CUT CI 1-1/4	3,159.00
M17255	IMPELLER B3ZPBH 1-1/4U 7.971CUT CI 1-1/4	3,159.00
M17256	IMPELLER B3ZPBH 1-1/4U 7.365CUT BZ 1-1/4	RTF
M17257	IMPELLER B3ZPBH 1-1/4U 7.971CUT BZ 1-1/4	4,090.00
M17258	IMPELLER B3TPMS CW 7/8U 5.62 CUT CI 7/8	1,743.00
M17259	IMPELLER B3TPM_ 7/8U 5.18 CUT CI 7/8	1,743.00
M17260	IMPELLER B3TPMS 5.62C 7/8U SIL BRZ	2,278.00
M17261	IMPELLER B3TPM 5.18C 7/8U SIL BRZ	2,278.00
M17262	IMPELLER B3TPM 1-1/4 ID X 5.62 OD CI	1,743.00
M17263	IMPELLER B3TPM 1-1/4 ID X 5.18 OD CI	1,668.00
M17264	IMPELLER B3TPM 5.62C 1-1/4U SIL BRZ	2,270.00
M17265	IMPELLER B3TPM 5.18C 1-1/4U SIL BRZ	2,292.00
M17267	IMPELLER B2TPM CW 1-1/4 X 5.44CUT CI	1,589.00
M17268	IMPELLER B2TPM CW 1-1/4 X 6.04CUT CI	1,589.00
M17269	IMPELLER B2TPMS 4.82C 7/8U SIL BRZ	2,049.00
M17270	IMPELLER B2TPMS 5.44C 7/8U SIL BRZ	2,049.00
M17271	IMPELLER B2TPMS 6.04C 7/8U SIL BRZ	896.00
M17272	IMPELLER B2TPM 5.44C 1-1/4U SIL BRZ	2,049.00
M17273	IMPELLER B2TPM 6.04C 1-1/4U SIL BRZ	2,049.00
M17276	CASE, VOLUTE B2Z CW NPT CI	2,515.00
M17279	CASE, VOLUTE B2Z CW FLANGED CI	2,515.00
M17282	BRACKET, B_EPL, 8-1/2AK, CI	4,077.00
M17283	BRACKET, B_EP_S, 8-1/2AK, CI	2,607.00
M17284	IMPELLER B5E_BH 1.25U 9.90 CI	3,979.00
M17285	IMPELLER B5E_BH 1.25U 9.00 CI	3,979.00

Catalog Number	Material description	List Price
M17287	IMPELLER B2ZPL 1.25U CW 7.75 CI	\$1,733.00
M17288	IMPELLER B2ZPL 1.25U CW 7.75 SiBr	2,086.00
M17289	IMPELLER B2ZPL 1.25U CW 6.75 CI	1,733.00
M17290	IMPELLER B2ZPL 1.25U CW 6.75 SiBr	2,084.00
M17291	IMPELLER B2ZRL 7/8U CW 7.75 CI	1,733.00
M17292	IMPELLER B2ZRL 7/8U CW 6.75 CI	1,733.00
M17298	IMPELLER B8GPBM 1-1/4U 11.38 CUT CI	8,436.00
M17299	IMPELLER B8GPBM 1-1/4U 8.40 X 10.19 CUT	8,965.00
M17300	IMPELLER B8GPBM 1-1/4U 9.44 X 10.44 CUT	8,965.00
M17301	IMPELLER B8GPBM 1-5/8U 10.62 X 11.12 CUT	8,965.00
M17302	IMPELLER B8GPBM 1-5/8U 11.80 CUT CI	8,965.00
M17307	IMPELLER B5EXPBH CW 14-3/8CUT CI 1-5/8ID	8,639.00
M17308	Impeller, B2ZPLS, CW 7.75, 7/8U SiBr	2,240.00
M17309	Impeller, B2ZPLS, CW 6.75, 7/8U SiBr	2,240.00
M17317	IMPELLER B5WPS 1.25U TRIM B STAINLESS	2,225.00
M17318	IMPELLER B5WPS 1.25U TRIM C STAINLESS	2,225.00
M17320	IMPELLER B2-1/2Z_L 7/8U 7.10 CUT CI	1,925.00
M17321	IMPELLER B2-1/2Z_L 7/8U 7.10 CUT BZ	2,301.00
M17322	IMPELLER B2-1/2Z_L 1.25U 7.10 CUT CI	1,925.00
M17324	IMPELLER B2-1/2Z_L 1.25U 7.97 CUT CI	1,925.00
M17325	IMPELLER B2-1/2Z_L 1.25U 7.97 CUT BZ	2,495.00
M17326	IMPELLER B2-1/2Z_L 1.25U 8.75 CUT CI	1,925.00
M17327	IMPELLER B2-1/2Z_L 1.25U 8.75 CUT BZ	2,495.00
M17328	IMPELLER B2-1/2Z_L 1.25U 9.00 CUT BZ	2,378.00
M17330	IMPELLER B2-1/2Z_M 7/8U 6.58 CUT BZ	2,495.00
M17331	IMPELLER B2EPBL 1.25U 9.80 CUT CI	2,675.00
M17332	IMPELLER B2EPBL 1.25U 8.90 CUT CI	2,675.00
M17333	IMPELLER B2EPBL 1.25U 9.80 CUT BZ	3,469.00
M17334	IMPELLER B2EPBL 1.25U 8.90 CUT BZ	3,469.00
M17335	IMPELLER B4JPBHH CW 1-5/8U 12.75C CI	4,058.00
M17336	IMPELLER B2TPM CW 6.04CUT CI 7/8 DIA	1,589.00
M17341	IMPELLER B2-1/2TPM_7/8U 6.32FULL CI 7/8	1,717.00
M17342	IMPELLER B2-1/2TPM 6.32F 7/8U SIL BRZ	2,219.00
M17343	IMPELLER B2-1/2TRM 6.32F CI 5/8-18NF RH	1,717.00
M17346	IMPELLER B4EPBM 1-1/4U 7.125C CI	3,159.00
M17347	IMPELLER B4EPBM 1-1/4U 7.125C SIL BRZ	5,982.00
M17348	IMPELLER B4EPBM 1-1/4U 7.625C CI	3,159.00
M17349	IMPELLER B4EPBM 1-1/4U 7.625C SIL BRZ	5,982.00
M17350	IMPELLER B4EPBM 1-1/4U 8.062C CI	3,159.00
M17351	IMPELLER B4EPBM 1-1/4U 8.062C SIL BRZ	6,357.00
M17352	IMPELLER B4EPBM 1-5/8U 8.625C CI	3,159.00
M17353	IMPELLER B4EPBM 1-5/8U 9.500C CI	3,159.00
M17354	IMPELLER B4EPBM 1-5/8U 9.875C CI	3,159.00
M17355	IMPELLER B4EPBM 1-5/8U 8.625C SIL BRZ	7,273.00
M17356	IMPELLER B4EPBM 1-5/8U 9.500C SIL BRZ	7,261.00
M17357	IMPELLER B4EPBM 1-5/8U 9.875C SIL BRZ	6,836.00
M17358	IMPELLER B2TPM CW 5.44CUT CI 7/8U	1,589.00
M17359	IMPELLER B2TPM CW 4.82CUT CI 7/8U	1,589.00
M17360	IMPELLER B2TPM CW 4.20CUT CI 7/8U	1,605.00
M17363	IMPELLER B1-1/2EPL 9.45C 1-1/4 SIL BR	3,048.00
M17364	IMPELLER B1-1/2EPL 8.80C 1-1/4 SIL BR	3,048.00
M17390	IMPELLER B1-1/2EPL 10.00C 1-1/4 SIL BR	3,365.00
S00619L	SLEEVE,SHAFT 1 ID X 1-1/4OD 416SS 2-3/1	\$241.00
S00806	RING,WEARING 3 ID X 3-1/2 OD X 5/8T BRZ	505.00
S01234	RING,WEARING 7-1/8 ID 6Y 932BRZ 7-1/8 ID	743.00
S01648	GASKET MDL 056 BOTTOM CASE	12.05
S02005	RING,WEARING 2-3/8ID 3-1/2OD 5/8LG BRZ 9	417.00
S02178	FLANGE,BERKELEY SPECIAL JUMP 6 X 10 CI	908.00
S02294	RETAINER,SEAL 1-1/4TYPE 1 SEAL CI 1-9/16	400.00
S02617	CAP,BEARING OUTER 2-3/8ID B6EXRB_CI 2.4	935.00
S02671	FILTER,AIR 1/4MPT 2-3/8"OD 1-5/16"H ROCK	332.00
S02894	RING,WEARING 5-3/4 ID 1004 VPT BRZ 5-3/4	297.00
S03314	RING,WEARING 1-5/8ID 2OD 7/16THK 932BRZ	97.00
S03893	SLINGER,WATER 1-1/8 ID 1-1/4 GP SFT RBR	35.00
S04176	RING,WEARING 4"ID 4-1/2"OD 7/8"LG 836BRZ	356.00
S04438	STUD 3/8-16NC X 2-1/2LG 416SS (3/8-16NC	38.00
S04439	STUD 3/8-16NC X 3LG 416SS (3/8-16NC X 1/	74.00
S04440	STUD 3/8-16NC RH X 3-1/4LG 416SS	18.34
S04441	STUD 3/8-16NC X 3-1/2LG 416SS	57.00
S04457	RING,WEARING 5-3/4ID 6-1/2OD 3/4L 932BRZ	1,555.00
S04757	GASKET,VOLUTE 6-5/8ID 7-5/8OD	38.00
S04879	RING,WEARING 8ID 8.601OD	1,037.00
S04948	GLAND,PACKING 1-5/32ID X 1-5/8FIT CI	118.00
S05067	WASHER,SHIM 5/8 ID X 1 OD 1-1/2MQK 416SS	31.00

Catalog Number	Material description	List Price
S05126	GASKET,VOLUTE 9-1/8ID 1/32T B_Z_VEG FIB	\$43.00
S05127L	SLEEVE,SHAFT 7/8ID X 1-1/8OD X 2LG 416SS	134.00
S05141	GASKET 5-3/8ID 6-1/4OD 1/32THK VEG FIB 1	20.56
S05149L	SLEEVE, SHAFT 1-3/8 ID X 1-3/4 OD 416	329.00
S05222	SLINGER,RING 9/16ID 1-1/16OD 1/8THK RBR	33.00
S05375	SHEAVE 3.2 (A) OR 3.6 (B) GROOVE B1XR CI	388.00
S05467	DIAPHRAGM (GOODYEAR NO. 953)	83.00
S05645	SEAL,MECH SHAFT 5/8TYPE6A CUP SEAT BT1C1	108.00
S05646	SEAL,MECH 3/4" TYPE 6 CUP	57.00
S05822	RING,SPACER B_ZRM 2-13/16"OD 7/16THK STL	235.00
S05928	CAP,BEARING,INNER B_JR_ 1-31/32IDX3-9/16	337.00
S05973	WEAR RING, 9.25 I.D. x 10.0 O.D. x 1.62	1,037.00
S05974L	SLEEVE,SHAFT 1-1/2ID 1-7/8OD 3-1/2L B_JR	483.00
S05993	RETAINER,SEAL,MECH SHAFT 1-1/8 TYPE 1 CI	351.00
S06271	GASKET,VOLUTE CASE 13-5/8ID B_J VELMOID	49.00
S06314	WASHER,LOCK IMP 25/64 ID X 1-3/16 416SS	83.00
S06317	WASHER,LOCK IMP 33/64 ID X 1-1/2 416SS 3	160.00
S06319	WASHER, IMP 33/64 ID X 1-11/16 416SS	148.00
S06397	BEARING,INTEGRAL SHAFT 5/8SHFT 6ATYPE CI	284.00
S06401	GASKET,SUCTION COVER 18-1/2IDX21 VELMOID	99.00
S06402	SHAFT,BEARING 5/8-18NF RH B_TR_S STL 5/8	319.00
S06405	SEAL,MECH SHAFT3/4TYPE6A CUP BT1C1 CUP S	160.00
S06407	SHEAVE 5.4PD(B) 5.0PD(A) B_TR CI 5.4PD(B)	1,012.00
S06519	RING THRUST 1-31/32 ID X 2-3/8 B_JR STL	121.00
S06860	RING,WEARING 4-1/8 ID 3EPBL BRZ 4-1/8 ID	269.00
S07073L	SLEEVE,SHAFT 1-3/4 ID X 2-1/8 CCP 416SS	483.00
S07367	IMPELLER B1-1/2TPLL_ 7/8U 6-1/2FULL CI 7/	1,545.00
S07368	IMPELLER B1-1/2TRL CW 6-1/2FULL CI 5/8-1	1,545.00
S07369	IMPELLER B2TPM_ 7/8U 6-1/2FULL CI 7/8 ID	1,589.00
S07370	IMPELLER B3TRM CW 6-1/2FULL CI 5/8-18NF	1,589.00
S07445	GASKET,VOLUTE C__S 6 ID X 6-3/4 LEXIDE	25.00
S07829	NUT,LOCK 1-1/4-12RH CCP 416SS 1-1/4-12RH	690.00
S08019	SEAL,MECH SHAFT 5/8TYPE6 CUP SEAT BT1C1	33.00
S08058	IMPELLER B2TPM 1-1/4 DIA BORE	1,589.00
S08164	BEARING,INTEGRAL SHAFT B1_R 1/2-13NC LH	255.00
S08281	RING,PACKING 1-1/8ID X 1-5/8OD GRAPHITE	38.00
S08286	RING,PACKING 1-1/4ID X 1-7/8OD GRAPHITE	56.00
S08291	RING,PACKING 1-3/4ID X 2-1/2OD GRAPHITE	83.00
S08292	RING,PACKING 1-7/8ID X 2-5/8OD GRAPHITE	83.00
S08294	RING,PACKING 2-1/8ID X 2-7/8OD GRAPHITE	83.00
S08303	STUD 3/8-16NC X 4LG 416SS	60.00
S08305	STUD 1/2-13NC X 3-3/4LG 416SS	79.00
S08911	GASKET,SEAL RETAINER 1-7/8ID 2-1/2OD VEG	23.12
S08979	NUT,LOCK,BEARING #6BORE STL 1.137ID THD	35.00
S08980	SLEEVE,SPACER 1-3/16ID 1-3/8OD B_ZR_S ST	97.00
S09942	STUD 3/8-16 X 1-3/8LG CRS FOR BALANCE RI	24.96
S09943	GASKET,BAL RING 6-1/4ID 7-7/8OD VEG FIB	25.00
S10361	GASKET 125 OR 150 LB 5 X 1/16T VEG FIB W	20.56
S10362	GASKET, BLIND FLANGE, 6 IN W/STD 125 LB	49.00
S10363	GASKET, BLD FLG, 7 IN - 125 LB, FF DRILL	31.00
S10364	GASKET,BLIND FLANGE 7-1/2OD W/STD FULL	25.00
S10366	GASKET,BLIND FLG 9 IN VEG FIB FF DRILLED	25.00
S10367	GASKET, FLG 10IN N-8090 MATL FF DRILLED,	31.00
S10368	GASKET, FLANGE 11OD N-8090 MATL 11 O	74.00
S10369	GASKET,FLANGE BLIND 13-1/2 VEG FIB 125 L	60.00
S10370	GASKET,FLANGE BLIND 16 INVEG FIB 125LB X	37.00
S10964	SLINGER,WATER 1-11/16ID X 3"OD X 1/4THK	31.00
S11092	RING,PACKING 1-3/4ID X 2-1/2OD METALLIC	83.00
S11093	RING,PACKING 2-1/8ID X 2-7/8OD METALLIC	85.00
S11144	SLINGER,WATER 23/32 ID B1/2MQK RBR 2-3/3	20.36
S11207	RING,RETAINING,EXTERNAL 1-1/4 PH15-7M0 (49.00
S11452	RETAINER,SEAL MECH SFT1-7/8TYP1 CRANE CI	751.00
S11484	IMPELLER 4-19/32 IN DIA, 3/8 IN BA	1,119.00
S11485	IMPELLER 4-19/32 DIA 5/8 BA CI	1,130.00
S11486	IMPELLER 4-19/32 IN DIA, 1/4 IN BA	1,119.00
S11786	FLANGE, COMPANION 125 ANSI STD 2 X 6	192.00
S11787	FLANGE,COMPANION 2-1/2 X	401.00
S11788	FLANGE,COMPANION 3 X 7-1/2 125LB CI ANSI	299.00
S11790	FLANGE,COMPANION 4 X 9 125LB CI ANSI STD	325.00
S11791	FLANGE,COMPANION 5 X 10 125LB CI ANSI ST	428.00
S11792	FLANGE,COMPANION 6 X 11 125LB CI ANSI ST	576.00
S11793	FLANGE,COMPANION 8 X 13-1/2 125LB CI ANSI	1,279.00
S11794	FLANGE,COMPANION 10 X 16	1,355.00
S11862	SHAFT & BEARINGS B1-1/2XQBS 5-7/8LG	483.00

Catalog Number	Material description	List Price
S11892	COVER,DRIVE CASE B1-1/2XQBS-18 3/8THK CI	\$299.00
S11894	WASHER,RETAINING,SEAL 7/8ID 1.365OD SS 1	179.00
S11895	SPROCKET,TIMING BELT 3-1/2PD W/BUSHING	891.00
S11901	SPROCKET,TIMING BELT 60GRV W/O TPR BSHG	1,909.00
S11902	BELT,TIMING 36"PL-1/2"PITCH 1-1/2WIDE B1	590.00
S12260	SLINGER,WATER 1-3/32ID X 1-3/4OD RBR X 1	16.46
S12304	RING,BALANCE 2-1/2 ID X 8 OD B4_B_CI 4	737.00
S12315	RING,BALANCE 2-1/2 ID X 8 OD B6J_B_CI 2	602.00
S12334	RING,BALANCE 3-3/4 ID X 8 OD B6_B_CI 3	788.00
S12335	RING,BALANCE 2-1/2ID 9-1/4OD B8G_B_CI 2	762.00
S12475	WASHER,LOCK IMP 33/64 ID B1-1/2EP_ 416SS	275.00
S12673	INDICATOR, OIL LEVEL (ASSEMBLY)	175.00
S12691	BELT,TIMING 30PL-1/2PITCH 1W B1-1/2X_BS	469.00
S12863	SHAFT & BEARING ASSEMBLY B1-1/2XPBS HIGH	1,515.00
S13045	RING,WEARING 3-1/2 ID X 4-3/4 B3_BRZ	866.00
S13061	RING,WEARING 4-1/8 ID X 5-1/2 OD BRZ 4-1	573.00
S13213	CAP,BEARING,INNER B_ERB 2-1/2ID CI 4.333	569.00
S13214	CAP,BEARING,INNER 2"ID B_ERB CI 2.443"OD	338.00
S13269	BEARING,BALL 1.18ID X 2.83OD X 3/4LG	203.00
S13270	BEARING BALL,SINGLE ROW AFBMA 30BC02 1.1	97.00
S13271	BEARING,BALL 1.18ID X 2.83OD X 1.19LG (N	469.00
S13393	CLACK FOR 6" DISCH PRIM VALVE CI DISCHAR	569.00
S13395	BEARING,BALL,SINGLE ROW AFBMA 50BC03 1.9	457.00
S13396	BEARING,BALL,DOUBLE ROW AFBMA 50BD33 1.9	1,039.00
S13397	BEARING,BALL, AFBMA CODE	220.00
S13403	CLACK,DISCH VALVE 5 X 5 CI	522.00
S13404	CLACK,DISCH VALVE 4 X 4 CI	455.00
S13412	SPACER, GROMMET 25/64 ID X 1/2 OD X 5/8	49.00
S13414	CLACK,DISCH VALVE 3 X 4 CI	236.00
S13434	RING,PACKING 1-7/8ID X 2-5/8OD METALLIC	83.00
S13435	SET,PACKING RINGS (5) 1-3/4ID X 3/8T 1-3	319.00
S13436	SET,PACKING RING 1-7/8ID X 2-5/8OD 3/8T	295.00
S13444	SET,PACKING RING(6)RINGS 2-1/8 2-7/8 2-1	394.00
S13469	SET,PACKING RINGS (6) 1-1/4 X 1-7/8 1-1/	249.00
S13470	SET,PACKING RINGS (6) 1-3/4ID X 3/8T 1-3	359.00
S13472	PACKING RINGS (7) 1-3/4ID X 3/8T 1-3	401.00
S13548	RING,WEARING 2-7/8ID 3-1/2OD 5/8L 932BRZ	327.00
S13590	RING, BALANCE (ALTERED FOR SEAL)	1,200.00
S13591	RING, BALANCE (ALTERED FOR SEAL)	1,083.00
S13592	BALANCE B_G_S 3.00 ID 1-7/8TYPE1 CI	848.00
S13655	RING,BALANCE 3-1/4 ID X 8 OD B4EYPB_CI	883.00
S13676	PIN, SPRING 3/16 IN DIA X 1-1/4 IN LG	5.94
S13677	GROMMET, 1/2 ID X 1 OD X 5/8 IN LG	16.30
S13679	SPRING, TENSION 13/16 OD X 4 IN LG X 0.0	35.00
S13754	BEARING,BALL 2.1654ID AFBMA CODE 55BC03	463.00
S13755	O-RING, 1/2 ID X 11/16 OD X 3/32 IN WIDE	16.30
S13760	O-RING 10-1/2 ID X 10-3/4 OD BUNA-N 10-1	\$57.00
S13781	TAG,INSTRUCTION STF BX 3-1/4X5-1/4L PAPER	14.02
S13840	RING,BALANCE 2.364ID 8.25OD B_ER_CI 3	584.00
S13862	SEAL,OIL LIP 3/4 ID X 1-1/4 OD X 1/4 LG	134.00
S13932	O-RING 6"ID X 6-3/16OD X 3/32THK BUNA-N	38.00
S13933	QUADRING 1-1/2ID 1-7/8OD 3/16T BUNA-N BE	42.00
S14022	SET,PACKING RINGS (6) 1-1/8ID X 1/4T 1-1	185.00
S14023	SET,PACKING RING(6)RINGS 1-7/8ID 2-5/8OD	388.00
S14026	SPRING, TENSION 3/4 OD X 0.092 IN X 4-3/	38.00
S14049	BEARING,BALL,DOUBLE ROW AFBMA 60BE33 2.3	2,202.00
S14059	BEARING,BALL,SINGLE ROW AFBMA 30BC03XP 1	232.00
S14065	RING,BALANCE 3-5/8 ID X 9-1/4 B8G_B_CI 3	1,012.00
S14109	SET,PACKING RINGS (5) 1-1/4ID X 1-7/8OD	197.00
S14115	SET,PACKING RING(5)RINGS 1-7/8ID 2-5/8OD	272.00
S14122	BUSHING,THROAT B_ERBL 1.9"ID X 2-7/8"OD	247.00
S14326	RING,PACKING 2-3/4ID X 3-3/4OD GRAPHITE	159.00
S14327	RING,PACKING 2-3/4ID X 3-3/4OD METALIC 1	159.00
S14329L	SLEEVE,SHAFT 2-1/4ID 2-3/4OD 5LG 416SS W	1,094.00
S14330	RING,LANTERN 2-3/4ID X 3-3/4OD BRS X 3/4	662.00
S14331	CAP,BEARING INNER 2-13/16ID B6EXRB_CI 2	1,109.00
S14444	O-RING 15-3/4ID X 16OD X 1/8 BUNA-N	161.00
S14491	TAG,INSTRUCTION MECH SHAFT SEAL 2-7/8 X	16.30
S14673	WEIGHT,CLACK 5/16 ID X 3 OD B2X_KLS-3 HR	68.00
S14676	WASHER,CLACK 5/16ID X 1-1/2 OD B2X_KLS-3	24.96
S14689	SLEEVE,SHAFT PLAIN 5/8 ID B2XQKLS-3 CRS	160.00
S14703	BEARING,ROLLER TAPER 2.8125ID B6EXRB_2.	718.00
S14704	SEAL,OIL 2-3/4"ID 3-3/4"OD 1/2"LG B_RB	253.00
S14705	SEAL,OIL 2-3/8"ID 3-3/8"OD 1/2"LG B_RB	209.00

Catalog Number	Material description	List Price
S14706	SET,SHIM BEARING 5-17/32"ID 7"OD ALUM 0.	149.00
S14750	IMPELLER B2XQKHS-5 4-19/32C X 5/8 BA CI	1,119.00
S14762	SEAL,OIL,CLIPPER 1-3/16SFT B_Q 1-3/16	201.00
S14763	SEAL,OIL,CLIPPER 1.181SHFT B_ER_ 2"BORE	177.00
S14764	SEAL,OIL,CLIPPER 1-15/16SFT B_ER VTP 1-1	180.00
S14765	SEAL,OIL 1-15/16"ID 2-11/16"OD 1/2"LG FO	147.00
S14794	IMPELLER B2XRKHS 7/16-20U 5/8BA CI 4.593	1,119.00
S14842	WEIGHT,CLACK B4_K 7/16"ID 5-1/4"OD HRS	135.00
S14843	WASHER,CLACK 7/16 ID X 3 OD B_T_K STL 7/	31.00
S14955	GASKET,PIPE,DRESSER WEDGE 6"ID X 3/8 X 7	102.00
S14956	GASKET,PIPE,DRESSER WEDGE 8ID X 3/8 X 7	102.00
S15049	GASKET 6-5/8ID 7-5/8OD 1/64T B_K VEGFIB	25.00
S15051	WASHER, IMPELLER HUB 5/8 ID X 1-3/16	160.00
S15078	GASKET 3-1/4"ID 4-7/8"OD 1/32" T VEG FIB	23.35
S15094	SET,PACKING RINGS (7) 1-1/4 X 1-7/8 1-1/	293.00
S15325	WEIGHT,CLACK 7/16ID X 4-1/8 OD B3_K HRS	49.00
S15335	SPACER,IMPELLER,HUB 1DX1-1/4 B3T_KS SS	20.36
S15377	RETAINER, MECH SHAFT SEAL	1,277.00
S15405	SPACER,IMPELLER HUB 7/8ID 1-1/8OD 304SS	31.00
S15604	BEARING,ROLLER AFBMA 50RK32 1.9685"ID 3.	746.00
S15630	RING,WEARING 6 ID X 6-5/8 OD BRZ 6 ID X	507.00
S15718	RING,WEARING 4-7/8 ID X 5-1/2 OD 4G BRZ	369.00
S15933	FLANGE,COMPANION 4NPT X 7-1/2DISCH CI W/	541.00
S16103	SET,PACKING RINGS (4) 1-1/8ID X 1/4T 1-1	57.00
S16108	RING,PACKING 1-1/8ID X 1-5/8OD METALLIC	38.00
S16181	WASHER,LOCK,BEARING #6BORE STL 1.193ID X	16.46
S16239	WASHER 25/64ID X 1.19OD 18-8SS	24.96
S16411	GASKET, SEAL RETAINER 3-1/4 ID X 4-3/4 O	20.36
S16448	SET,PACKING RINGS (6) 2-3/4ID X 1/2T 2-3	819.00
S16578	BEARING,INTEGRAL SHAFT 7/16-20NF RH THD	440.00
S16767	RING,RETAINING,EXTERNAL 1-3/4 PH15-7MOSS	111.00
S16800	GASKET,SEAL RETAINER 5-1/8ID 6.94OD VEG	41.00
S16859	LABEL,WARNING 3 X 4 SKID/BASE MTD PUMPS	16.30
S16899	STUD, 3/8-16 X 1-1/2 IN LG (CLACK HINGE)	24.96
S17323	SPACER,IMPELLER 1/2ID 5/8OD 1/8THK 416SS	192.00
S17553	TUBE 3/8OD X .032WALL X 9-1/2LG COPPER	18.69
S17597	NUT,LOCK,IMP ASSY 1-1/4-12RH ID 416SS 1-	983.00
S17755	LOCKNUT,IMPELLER ASSY 9/16 ID SS	607.00
S17831	RING,RETAINING,EXT 2-1/2SHFT PH15-7MO SS	269.00
S17858	SHAFT,BEARING 5/8-18NF RH WATER MOTOR 5/	447.00
S17955	NUT,IMPELLER 1-1/4-12RH THD 7/8LG B3EPBL	464.00
S17956	WASHER,DEFLECTOR 2-3/8OD 1-3/4ID 3/16THK	\$286.00
S17960	NUT,LOCK ASSY 1-1/4-12RH THD,B3EPBL 75HP	581.00
S18117	WASHER,IMPELLER 33/64 ID X 1-15/16 416SS	232.00
S18136	RING RETAINING,2-1/8"SHAFT TRUARC 5100	229.00
S18336	BEARING,BALL DOUBLE ROW AFBMA 65BE33 2.5	1,048.00
S18720	WASHER,DEFLECTOR 1-9/32ID 3-1/4OD 416SS	829.00
S18801	WASHER,IMPELLER 33/64ID X 2-3/8OD 416SS	237.00
S18869L	SLEEVE,SHAFT 1-3/8 ID X 1-3/4 OD 416SS 1	269.00
S18992	BUSHING,THROAT B_JRB_ 1-29/32ID 2-7/8OD	24.96
S18993	RING,LANTERN 1-7/8ID X 2-5/8OD MINLON SU	85.00
S19033	CAP,BEARING,INNER 1.139ID B_ZR_ MINLON 1	85.00
S19036	RING,BALANCE B4EY__ CI	1,214.00
S19073	RING, BALANCE	1,024.00
S19105	RING,BALANCE 3-7/8 ID X 8 OD B_JPB__ CI	1,185.00
S19109	RING,BALANCE 5ID X 8OD X 1-1/8 CI IN LG	1,668.00
S19198	RING,LANTERN 2-1/8 ID X 2-7/8 OD MINLON	99.00
S19200	RING,LANTERN 1-3/4 ID X 2-1/2 OD MINLON	113.00
S19221	RING,THRUST 2.17"ID 2-1/2"OD .188T STL B	209.00
S19262	RING,BALANCE 2.38ID X 8OD X 7/8 CI	858.00
S19310L	SLEEVE,SHAFT 1 ID X 1-1/4 OD X 2-1/4 SS	160.00
S19349	RING,SPACER 1-1/4"ID 1-3/4"OD 3/16LG CRS	211.00
S19498	NUT,LOCK,BEARING 2.090-12RH ID 416SS 2.0	1,076.00
S19499L	SLEEVE,SEAL 2-1/2 TYPE 2 B_EX_B_S 416SS	1,064.00
S19501	SEAL,OIL,LIP 2-1/2ID 3.543HSG 3/8LG FOR	191.00
S19502	BEARING,BALL,SINGLE ROW AFBMA 65BL02 2.5	630.00
S19521	RING,BALANCE B4JPBHHS U=1-1/4 CI 3-7/8 I	748.00
S19665	GASKET 5-1/2ID 7-1/4OD 1/32THK VEG FIB B	37.00
S19863	NUT,LOCK 1-1/4-12RH 416SS 1-1/4-12RH X 1	448.00
S19864	WASHER,DEFLECTOR 1-1/2 ID X 2-1/2 OD SS	158.00
S19865	SLEEVE,IMPELLER LOCKNUT 1-1/2 ID 416SS 1	329.00
S19868	LOCKNUT,IMPELLER 9/16 ID B5EPBM 416SS 9/	385.00
S19870	NUT,LOCK,IMPELLER 1-1/4-12RH ID 416SS 1-	297.00
S19904	RING,BALANCE 4-3/4 ID X 9 OD B3ZPBH CI 4	2,353.00

Catalog Number	Material description	List Price
S19911	RING,BALANCE 4-3/4 ID X 9 OD B3ZPBHS CI	1,717.00
S19914	CAP,BEARING ASSY B_ZR_ BRACKET CCW	272.00
S20791	SEAL, MECH SHAFT J. CRANE 3/4 IN TYPE 6	163.00
S20795	SEAL,MECH SHAFT 1" TYPE 6CUP SEAT BF1C1	404.00
S218	INSTRUCTION,IOM TYPE ES CENT.	17.43
S23009	RING,RETAINING,EXTERNAL 1-1/8"SHAFT SS F	38.00
S23010	RING,RETAINING EXT 1-3/16DIA CARB.SP.STL	16.30
S23016	RING,RETAINING,EXTERNAL 1-31/32SFT STL 1	25.00
S23017	O RING,RETAINING,EXTERNAL 2-5/32SHAFT	39.00
S23022	RING,RETAINING,INTERNAL 1-1/2HSG BORE CA	16.46
S23025	RING,RETAINING INTERNAL 4.33HSG BORE STL	117.00
S23036	WASHER,LOCK EXTERNAL TOOTH 3/8 ID 410SS	11.79
S23038	WASHER,LOCK EXTERNAL TOOTH 1/2 ID 410SS	8.45
S23050	WASHER 406X812X080 plain steel	11.68
S23075	WASHER,LOCK,SPRING 5/16 ANSI STD STL	9.77
S23076	WASHER,LOCK,SPRING 3/8 ANSI STL	11.68
S23077	WASHER,LOCK,SPRING 7/16ANSI STD STL (BRK	16.30
S23100	NUT,HEX 1/4-20 RH THD STL	11.68
S23103	NUT,HEX 3/8-16 STL	11.79
S23105	NUT,HEX 7/16-14 STL	11.68
S23109	NUT,HEX 5/8-11 STL	11.68
S23111	NUT,HEX 3/4-10 STL	16.30
S23113	NUT,HEX 7/8-9 STL	20.97
S23119	CAPSCREW,HEX 1/4-20 X 3/4LG CRS GRADE 2	11.68
S23343	NUT,HEX 3/8-16 BRS	16.46
S23347	NUT,HEX 1/2-13NC 7/16LG BRASS	16.46
S23485	NUT, HEX 3/8-24 (IMP LOCK	16.30
S23500	KEY,MACHINE,SQUARE 3/16 X 1-1/2LG 303SS	20.56
S23501	KEY,MACHINE,SQUARE 3/16 X 1-3/4LG 303SS	21.89
S23505	KEY,MACHINE,SQUARE 1/4SQ	35.00
S23574	CAPSCREW, HEX HD 3/8-16 X2 304SS	20.36
S23619	CAPSCREW,HEX HD 1/2-13NC X 1LG 303SS (PU	20.56
S23621	CAPSCREW, HEX HD 1/2-13ND S 1-1/4L 303SS	20.36
S23623	CAPSCREW,HEX HD 1/2-13NC X 1-1/2L 303SS	18.41
S23625	CAPSCREW,HEX HD 1/2-13NC X 1-3/4L 303SS	24.96
S23627	CAPSCREW,HEX HD 1/2-13NC X 2LG 303SS	25.00
S23629	CAPSCREW,HEX HD 1/2-13 X 2-1/2LG 303SS	25.00
S23630	CAPSCREW,HEX HD 1/2-13NC X 2-3/4L 303SS	28.00
S23631	CAPSCREW,HEX HD 1/2-13NC X 3LG 303SS	25.00
S23633	CAPSCREW,HEX HD 1/2-13NC X 3-1/2L 303SS	34.00
S23670	FITTING,GREASE,DRIVE TYPE 5/16 STL	20.56
S23677	KEY,MACHINE,SQUARE 1/4 X 2-1/4LG 303SS J	31.00
S23693	PLUG,PIPE SQ HD 1MPT GALV STL	35.00
S23694	PLUG,PIPE SQ HD 1-1/4MPT GALV STL (DISCH	56.00
S23695	PLUG,PIPE,SQ HD 1-1/2MPT GALV STL	32.00
S23700	FITTING,GREASE 1/8MPT X 11/16L GAL STL M	20.36
S23702	FITTING,GREASE 1/8MPT 90 DEG GALV STL 1/	25.00
S23714	PIPE PLUG B10JPBHS	16.30
S23717	PLUG,PIPE 1/2 NPT SQ HD GALV STL	2.52
S23719	PLUG,PIPE SQ HD 3/4NPT GALV STL	18.31
S23761	Bolt,machine sq hd 3/8-16UNC 2.25Lg zcpl	11.79
S23762	BOLT,MACHINE SQ HD 3/8-16 X 2-1/2LG STL	16.30
S23763	BOLT,MACH SQ HD 3/8-16 X 2-3/4L CDPLSTL	16.62
S23792	BOLT,MACH SQ HD 1/2-13NC 2-1/4LG CDPLSTL	16.30
S23793	BOLT,MACHINE SQ HD 1/2-13 X 2-1/2LG STL	19.02
S23794	BOLT,SQ HD 1/2-13 X 2-3/4"LG CD PL STL	20.36
S23939	KEY,MACHINE,SQUARE 3/8 X	37.00
S23940	KEY,MACHINE,SQUARE 3/8 X 2-1/4L 303SS	49.00
S23941	KEY,MACHINE,SQUARE 3/8SQ	68.00
S23964	SCREW,SET HEX SKT HALF DOG 3/8-16X1/2 SS	31.00
S23965	SCREW, SET, HEX-SOCKET, HALF DOG 3/8-16	31.00
S23973	SCREW, SET HEX SOCKET 10-32 X 3/8L 304SS	20.36
S23982	SCREW,SET,HEX SOCKET 1/4-20 X 5/16LG SS	20.47
S23994	STUD 3/8-16 X 1-1/4LG CRS (3/8-16 X 1/2L	16.46
S23995	STUD 3/8-16 X 1-1/2LG CRS	42.00
S23996	STUD,MILLED 3/8-16 X 1-3/4LG CRS BLANCE	25.00
S24006	STUD 7/16-14 X 2-1/2LG CR	24.96
S24014	CONNECTOR,MALE COMP FIT 1/4NPT X 1/4TUBE	24.25
S24043	STUD 1/2-13 X 1-1/2LG CRS (1/2-13NC X 1/	24.96
S24045	STUD 1/2-13 X 2"LG CRS	24.96
S24047	STUD, 1/2-13 X 2-1/2 IN LG (LINER, SUCT	74.00
S24052	STUD 1/2-13 X 3-3/4 LG (SUCT FLG)	35.00
S24053	STUD, 1/2-13 X 4 LG	31.00
S24060	STUD 5/8-11 X 2LG CRS BRKT TO ENGINE	19.94

Catalog Number	Material description	List Price
S24061	STUD 5/8-11NC X 2-1/4LG CRS CVR TO CASE	28.00
S24062	STUD,MILLED 5/8-11NC X 2-1/2LG CRS	31.00
S24079	STUD 3/4-10NC X 2-1/2LG CRS	39.00
S24080	STUD 3/4-10 X 2-3/4 LG (DISC FLANGE)	30.00
S24128	ELBOW, COMPRESSION TUBE FITTING 1/4 X 1/	35.00
S24129	ELBOW,TUBING 90DEG 1/4NPT 1/4TUBE BRS (W	35.00
S24149	TUBE,COPPER 1/4OD X 12LG 0.030WALL	85.00
S24151	KEY,MACHINE,SQUARE 3/16 X 1LG CRS	11.79
S24170	KEY,MACHINE,SQUARE 1/4SQ X 1-1/2LG CRS	16.30
S24176	KEY, 1/4 SQ X 3 LG (PULLEY END OF SHAFT)	20.36
S24189	KEY,MACHINE,SQUARE 3/8SQ X 2LG CRS	16.30
S24214	KEY,MACHINE,SQUARE 1/2"SQ X 4"LG CRS	25.00
S24235	KEY,MACHINE,SQUARE 5/8"SQ X 5"LG CRS	92.00
S24255	KEY,MACHINE,SQUARE 1/4"SQ X 2-1/8"LG CRS	11.79
S24261	COUPLING,PIPE 1/8NPT 125LB ANSI GALV STL	24.25
S24275	NIPPLE, PIPE 1/8 NPT X 1-1/2 LG T.B.E.	19.02
S24300	NIPPLE, PIPE 1/8 IN NPT X CLOSE (GREASE	14.27
S24308	NIPPLE,PIPE 2-1/2NPT X 2-1/2LG CLOSE STL	138.00
S24544	ADAPTER,PIPE 1/8MPT X 1/8FPT X .88LG BRZ	22.90
S24550	CONN,TUBING 1/4 TUBE x 1/8"NPT	26.00
S24568	ELBOW,MALE 1/4TUBE X 1/8NPT BRS DEG 1/8	60.00
S24600	BUSHING,PIPE HEX 1/4NPT GALV STL 1/8NPT	24.96
S24604	BUSHING,PIPE HEX 1/2MPT 1/4FPT GALV STL	24.96
S24652	RING,RETAINING,INTERNAL 2.835HSG STL 2.8	42.00
S25406	ELBOW, STREET 90 DEG, 1/8 IN NPT (GREASE	42.00
S25983	3/8-16UNC 1.5"LG HEX SOCKET HD CAPSCREW	24.25
S26454	NUT,HEX 5/16-18 SEMI-FINISHED CD PL STL	11.68
S26460	NUT, HEX, 1/2-13 (Cad plated)	16.46
S26471	O-RING, 2-11/16 ID X 2-7/8 OD X 3/32 (PA	20.56
S26545	KEY,MACHINE,SQUARE 1/2SQ X 2LG 303SS	70.00
S26783	CAPSCREW,HEX HD 5/16-18 X 7/8LG CRS	11.68
S26784	CAPSCREW,HEX HD 5/16-18NC X 1LG CRS	\$9.77
S26792	CAPSCREW,HEX HD 5/16-18NC X 2LG CRS	10.91
S26824	CAPSCREW HEX. HD. 3/8-16 X 3/4" LG.	11.79
S26825	CAPSCREW,HEX HD 3/8-16 X 7/8LG CRS	11.79
S26826	CAPSCREW,HEX HD 3/8-16 X 1"LG CRS	11.68
S26827	CAPSCREW,HEX HD 3/8-16 X 1-1/8"LG CRS	11.79
S26828	CAPSCREW,HEX HD 3/8-16 X 1-1/4"LG CRS	11.68
S26912	CAPSCREW,HEX HD 1/2-13NC X 1LG CRS	11.79
S26914	CAPSCREW,HEX HD 1/2-13NC X 1-1/4L STL	11.79
S26916	CAPSCREW,HEX HD 1/2-13NC X 1-1/2LG CRS	16.30
S26920	CAPSCREW,HEX HD 1/2-13NC X 2LG CRS	16.30
S26997	CAPSCREW,HEX HD 5/8-11 X 1-1/4LG CRS	16.46
S26999	CAPSCREW,HEX HD 5/8"-11 X 1-1/2"LG CRS	16.46
S27001	CAPSCREW,HEX HD 5/8"-11 X 1-3/4"LG CRS	16.46
S27003	CAPSCREW,HEX HD 5/8-11 X 2LG CRS	14.02
S27123	WASHER,FLAT 3/8"ANSI STD	8.66
S27327	CAPSCREW,HEX HD 3/4-10 X 1-3/4LG CRS	11.68
S27329	CAPSCREW,HEX HD 3/4-10 X 2LG CRS	20.36
S27330	CAPSCREW,HEX HD 3/4-10 X 2-1/4LG CRS	17.73
S27332	CAPSCREW,HEX HD 3/4-10 X 2-3/4LG CRS	20.36
S27333	CAPSCREW,HEX HD 3/4-10 X 3LG CRS	17.73
S27426	SCREW,SET HEX SOCKET HALF-DOG PT 304SS 1	42.00
S28681	BEARING & SHAFT ASSY NEW DEPARTURE # 88P	117.00
S28682	BRG,INTEGRAL SHAFT #885801 B NEW DEPA	299.00
S29218	RING,THRUST 1-3/16ID 1-9/16OD 1/8THK STL	278.00
S29308	CAP,BEARING,OUTER B_ER_ 4OD 1-1/8LG CI	290.00
S29341	RING,RETAINING,EXTERNAL 1-7/8 (WALDES TR	124.00
S29517L	SLEEVE,SHAFT 2-1/4ID 2-3/4OD 5LG 416SS	2,140.00
S29519	RING, RETAINING, EXTERNAL, 2-3/4 IN, (WA	335.00
S29895	BEARING,BALL 1.1811"ID AFBMA CODE 30BL02	218.00
S30320	SEAL,MECH SHAFT 2-1/2 TYPE 2 BF271 O-RIN	3,362.00
S30387	WASHER,IMPELLER 9/16ID 1.485OD 1-3/4LG 4	916.00
S30388	SLEEVE,IMP NUT 1.486ID 1-3/4OD 1-3/16LG	473.00
S30636	COUPLING,SHAFT HYDR GEAR	1,320.00
S30819	BEARING,SHAFT B1_RS 1/2-13NC LH THD (MAC	526.00
S31383	GASKET,INSULATING 4-1/2ID 6-5/8OD MYLAR	16.30
S31661	SLEEVE,IMPELLER LOCKNUT 1-1/2 ID 416SS 1	160.00
S31662	LOCKNUT,IMPELLER 1-1/4-12RH THE 416SS 1-	904.00
S32013	SEAL,MECH SHAFT 1-1/4TYPE21 LONG BF1C1 L	315.00
S32014	SEAL,MECH SHAFT 1-1/4TYPE21 SHORT BF1C1	327.00
S32015	Seal, Mech Shaft 1-3/4Type21 Short BF1C1	679.00
S32016	SEAL,MECH SHAFT 2-1/8TYPE21 LONG BF1C1 2	2,011.00
S32401	IMPELLER B1-1/2TPM CW 6-9/16FULL CI 1-1/	1,530.00

Catalog Number	Material description	List Price
S32689	SEAL,MECH SHAFT 1-1/8TYPE21 LONG BF1C1 C	\$255.00
S32690	SEAL,MECH SHAFT 1-1/8TYPE21 SHORT BF1C1	220.00
S32692	SEAL,MECH SHAFT 1-3/4TYPE21 LONG BF1C1 L	459.00
S32693	SEAL,MECH SHAFT 1-7/8TYPE21 LONG BF1C1 L	1,320.00
S32694	SEAL,MECH SHAFT 1-7/8TYPE21 SHORT BF1C1	795.00
S32697	SEAL,MECH SHAFT 2-3/4TYPE21 LONG BF1C1 L	1,436.00
S32712	LOCKNUT,IMPELLER 9/16 ID X 1-11/16 416SS	160.00
S32745	RING,WEARING 5ID 5-1/2 OD B4E_B_ 932BRZ	413.00
S34238	IMPELLER B1-1/2TPM 1-1/4 ID X 6CUT CI 1-	1,530.00
S34239	IMPELLER B2TPM CW 1-1/4 X 5-5/8CUT CI 1-	1,589.00
S34240	IMPELLER B2TPM 1-1/4 ID X 6-3/16CUT CI 1	1,589.00
S34241	IMPELLER B2TPM_ 7/8U 4-1/4CUT CI 7/8 BOR	1,589.00
S34242	IMPELLER B2TPM_CW 5CUT CI 7/8 BORE X 5	1,589.00
S34243	IMPELLER B2TPM_CW 7/8U 5-5/8CUT CI 7/8 I	1,589.00
S34279	IMPELLER B2TPM_CW 6-3/16CUT CI 7/8 DIA	1,589.00
S34383	KEY,MACHINE,SQUARE 3/16SQ X 1-1/4LG SS 3	24.96
S34492	WASHER,LOCK,IMPELLER B4EY-B 0.52ID SS 0.	518.00
S35277	CAP,BEARING ASSY B_JR_BRACKET	400.00
S35598	BUSHING,TAPER 1-7/16BORE	400.00
S36077	Bearing, Cup 5.125OD 1.2500W STL	323.00
S36078	Bearing, Cone roller 2.8125ID STL 1.6250	563.00
S36137	SHIM,BEARING 5-17/32ID .005THK ALUM 5-17	66.00
S36138	SHIM,BEARING 5-17/32ID .007"THK ALUM 5-1	73.00
S36139	SHIM,BEARING 5-17/32ID .020THK ALUM 5-17	84.00
S39242L	SLEEVE,SHAFT 7/8X1-1/8X2"LG B_ZRS 416SS	241.00
S39264	SEAL,MECH SHAFT 2-1/8" TYPE 21 SHORT COD	1,593.00
S39995	SHAFT,PUMP 1X98-1/4L 6S2C-18STG SUB VTP	916.00
U30-104ZP	3/8-16X1.25 SOC HD CAPSCR	9.49
U36-189SS	LOCKNUT 7/8-9LH	116.00
U36-204SSW	LOCKNUT 5/16-24UNF NYLON INSERT	15.45
U43-139	SPACER,MOUNTING BOLT	19.37
U9-437	SHAFT SEAL 5/8 TYPE 6 VITON/SILCAR/SILC	278.00



293 Wright Street | Delavan, WI 53115 | Ph: 888.237.5353 | Fx: 800.321.8793 | pentair.com

All indicated Pentair trademarks and logos are property of Pentair. Third party registered and unregistered trademarks and logos are the property of their respective owners. Because we are continuously improving our products and services, Pentair reserves the right to change specifications without prior notice. Pentair is an equal opportunity employer.