



SB3S

S4S

**HYDROMATIC<sup>®</sup>**  
**MODELS S3S/S4S & SB3S/SB4S**  
**SUBMERSIBLE SEWAGE PUMPS**



# HYDROMATIC®

## MODELS S3S/S4S & SB3S/SB4S

### Submersible Sewage Pumps

Hydromatic S3S/S4S and SB3S/SB4S model pumps are suited to wet-well installation in a wide variety of municipal, industrial and building trades applications. Their solids handling ability makes them a wise choice for:

- Municipal sewage lift stations
- Industrial sewage transfer
- Dewatering of storm water or whenever unwanted water collects

Hydromatic S3S/S4S and SB3S/SB4S sewage pumps are designed to transfer raw sewage with solids as large as 3 inches through pipes up to 4 inches in diameter.

Sewage pumps are necessary to move sewage from a building to the sewer system, and in many cases, from the sewer system to a treatment plant. In the case of larger commercial installations, collection systems are designed to accumulate and transfer the wastewater efficiently. Examples of this are motels, apartment buildings or industrial plants that tie in with sewer mains or on-site treatment facilities.

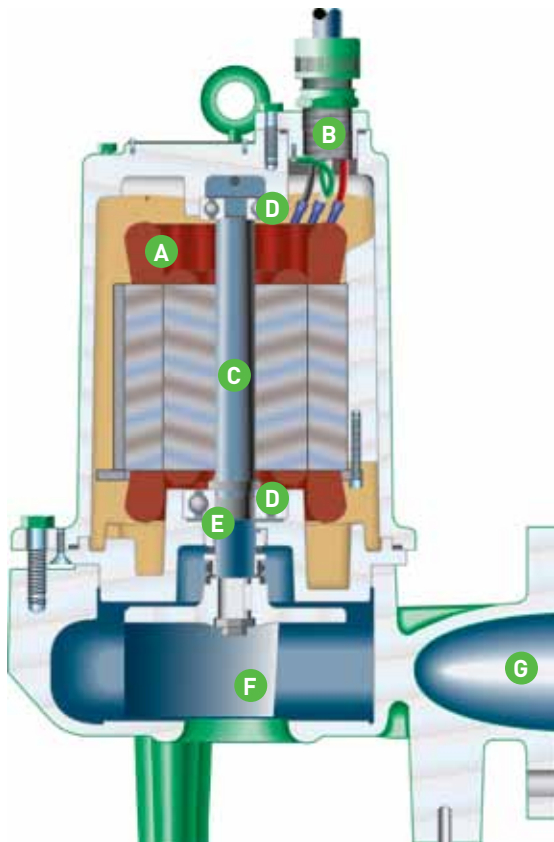
For commercial or high volume applications, the usual procedure is to incorporate at least two pumps as a duplex system in conjunction with control panel, a guide system and quick disconnect discharge system.

The S3S/S4S and SB3S/SB4S can be used with the Hydromatic pultruded I-beam rail system to accomplish this. This corrosion-resistant system permits the pump(s) to be lowered into position without entering or reaching into the wet well. An exclusive self-sealing flange eliminates the need to bolt pump to the piping. When the pump is activated, a neoprene diaphragm forms an effective seal between the discharge flange and the base elbow flange. A Hydromatic control panel will ensure proper start components and equal pump alternation.

This corrosion-resistant NEMA 4X panel also includes float indicator L.E.D.'s, allowing float monitoring without removal of wet well cover.



# Pump Features



## A. Motor

The fully enclosed oil-filled motor efficiently dissipates heat and locks out moisture so you receive reliable pumping service.

## B. PVC Jacketed Power Cord

Sealed by both the cord grip and additionally by the epoxy barrier.

## C. Stainless Steel Shaft

Eliminates corrosion and fatigue to give longer pump life. The minimum shaft overhang decreases deflection and increases bearing and seal life.

## D. Ball Bearings

The heavy duty ball bearings, upper (radial) and lower (thrust), are submerged in oil to provide permanent lubrication and ensure long service life.

## E. Mechanical Seal

Constructed with a ceramic stationary face and a carbon rotating face for long service life.

## F. Impeller

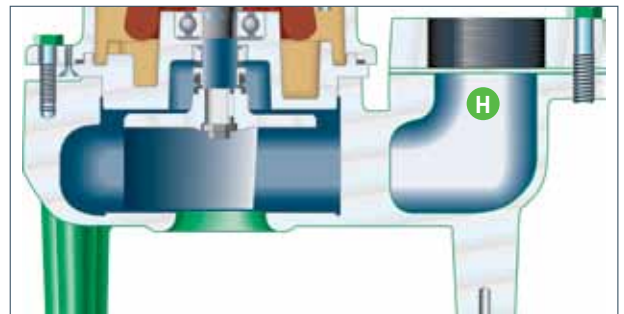
Two-vane, semiopen design for efficient operation without clogging. The impeller has pump-out vanes to prevent material buildup around shaft and seal.

## G. Horizontal Discharge

Model S3S handles 2-1/2 inch spherical solids and has a flanged 3 inch horizontal discharge. Model S4S handles 3 inch spherical solids and has a flanged 4 inch horizontal discharge.

## H. Vertical Discharge

Model SB3S handles 2-1/2 inch spherical solids and has a flanged 3 inch vertical discharge. Model SB4S handles 3 inch spherical solids and has a flanged 4 inch vertical discharge.

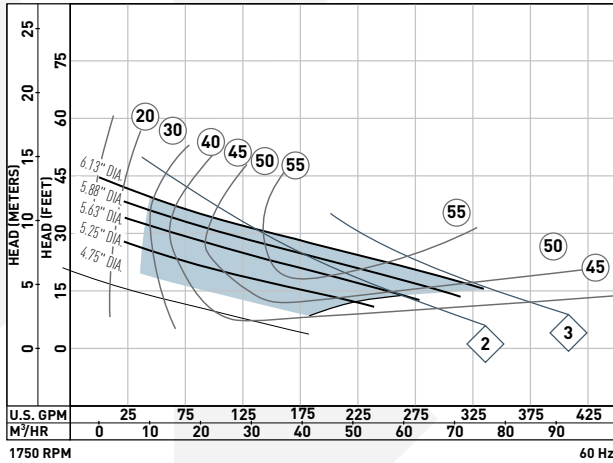


- Oil-filled motor for cooler operation, longer life and less maintenance. The dielectric oil effectively dissipates heat and lubricates upper and lower ball bearings.
- Manufactured with carbon and ceramic faced mechanical shaft seal for long leakproof life.
- Standard construction is cast iron.
- 300 Series stainless steel shafts.

- Field serviceable; pumps have 300 Series stainless steel fasteners for easy teardown.
- All units given complete hydraulic test run before shipping.
- Single phase motors are capacitor start, capacitor run with capacitors located in control panel. Contact distributor for proper Hydromatic® control panel sizing.
- Semiopen, two-vane sewage type impellers have pump-out vanes on back shrouds to prevent stringy materials from building up around shaft and seal.

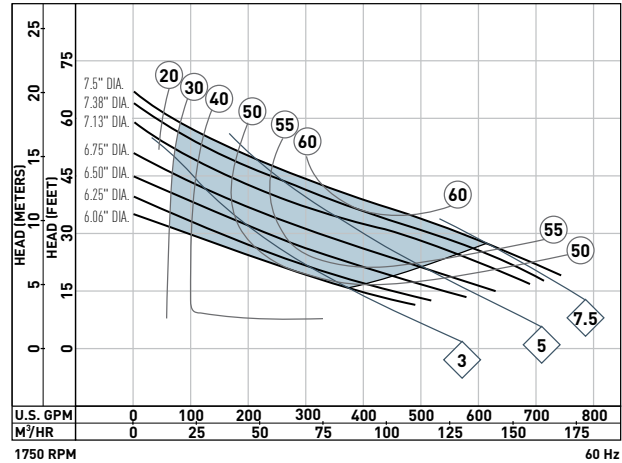
# Range Charts and System Information

## Models S3S and SB3S



○ = % EFF    ◇ = BHP

## Models S4S and SB4S



## The Complete System.

A complete system would include the pumps, Hydromatic® Control Panel, 3900 level controls and choice of pultruded rail (PR) system or the front loading MTM rail system. Model SB3S is also compatible for the EZ-OUT system only.



740 EAST 9TH STREET,  
ASHLAND, OHIO 44805  
WWW.HYDROMATIC.COM

269 TRILLIUM DRIVE, KITCHENER,  
ONTARIO, CANADA N2G 4W5  
WWW.HYDROMATIC.COM

Because we are continuously improving our products and services, Pentair reserves the right to change specifications without prior notice.  
E-02-6520 12/13/12 © 2012 Pentair Ltd. All Rights Reserved.