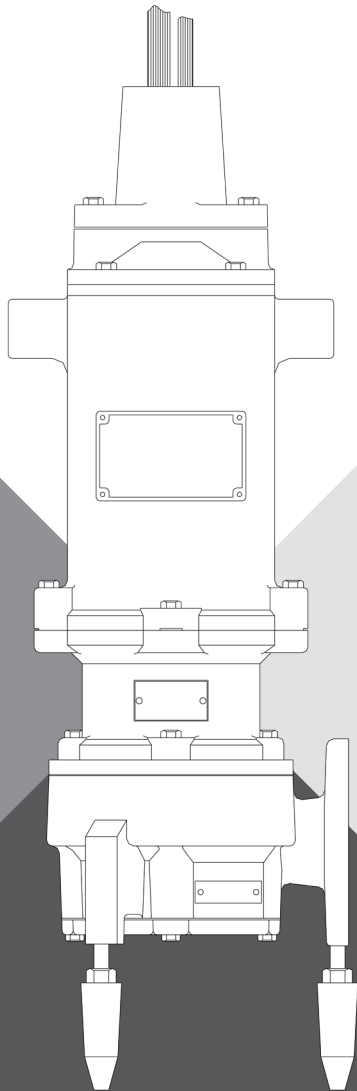




CHOPPER & GRINDER PUMPS



HYD4526 / 23833A755 (06-26-25)


REPAIR KITS AND PARTS GUIDE

pentair.com/hydromatic

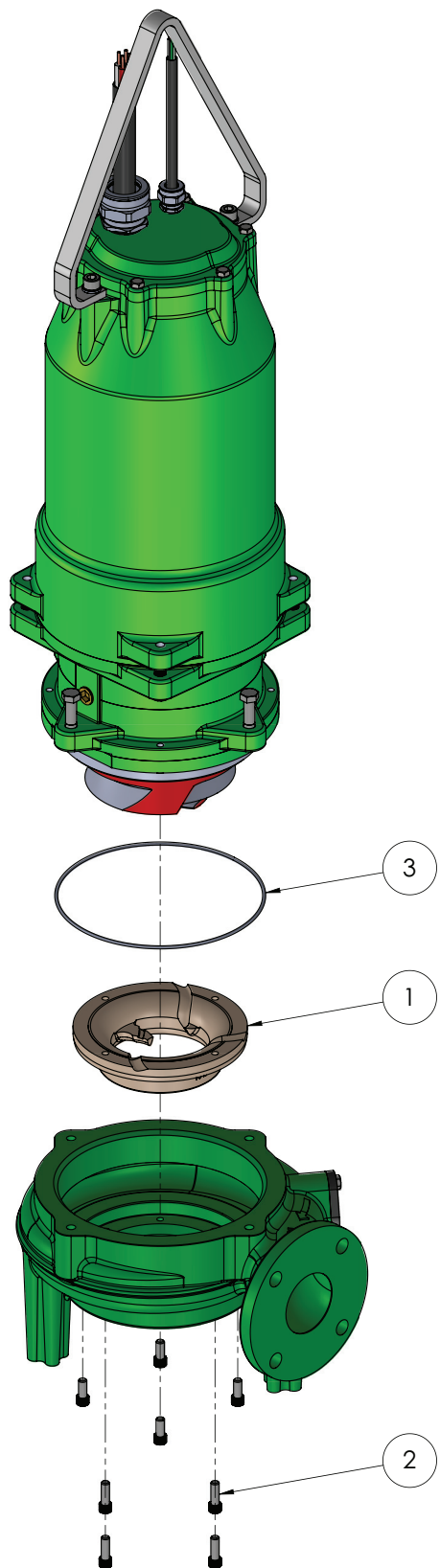
TABLE OF CONTENTS

SECTION	PAGE NO.
HYDROMATIC CHOPPER PUMPS	
Worn Cutter Repair Kit (FM1).....	3
Seal Repair Kit (FM2)	4
Overhaul Kit (FM3).....	5
HYDROMATIC GRINDER PUMPS	
Worn Cutter Repair Kit (FM1).....	6
Mechanical Seal Repair Kit (FM2).....	7
Overhaul Kit (FM3).....	8
Notes Pages.....	9
Standard Limited Warranty.....	12

READY TO ORDER YOUR KIT?
SCAN THIS CODE TO LOCATE
YOUR NEAREST HYDROMATIC
AUTHORIZED DISTRIBUTOR



HYDROMATIC CHOPPER PUMPS - WORN CUTTER REPAIR KIT (FM1)



PARTS INCLUDED IN WORN CUTTER REPAIR KIT

PART NO.	PART DESCRIPTION	QTY
1	Liner, Cutter	1
2	Screw, Cutter Liner	4*
3	Volute O-Ring	1

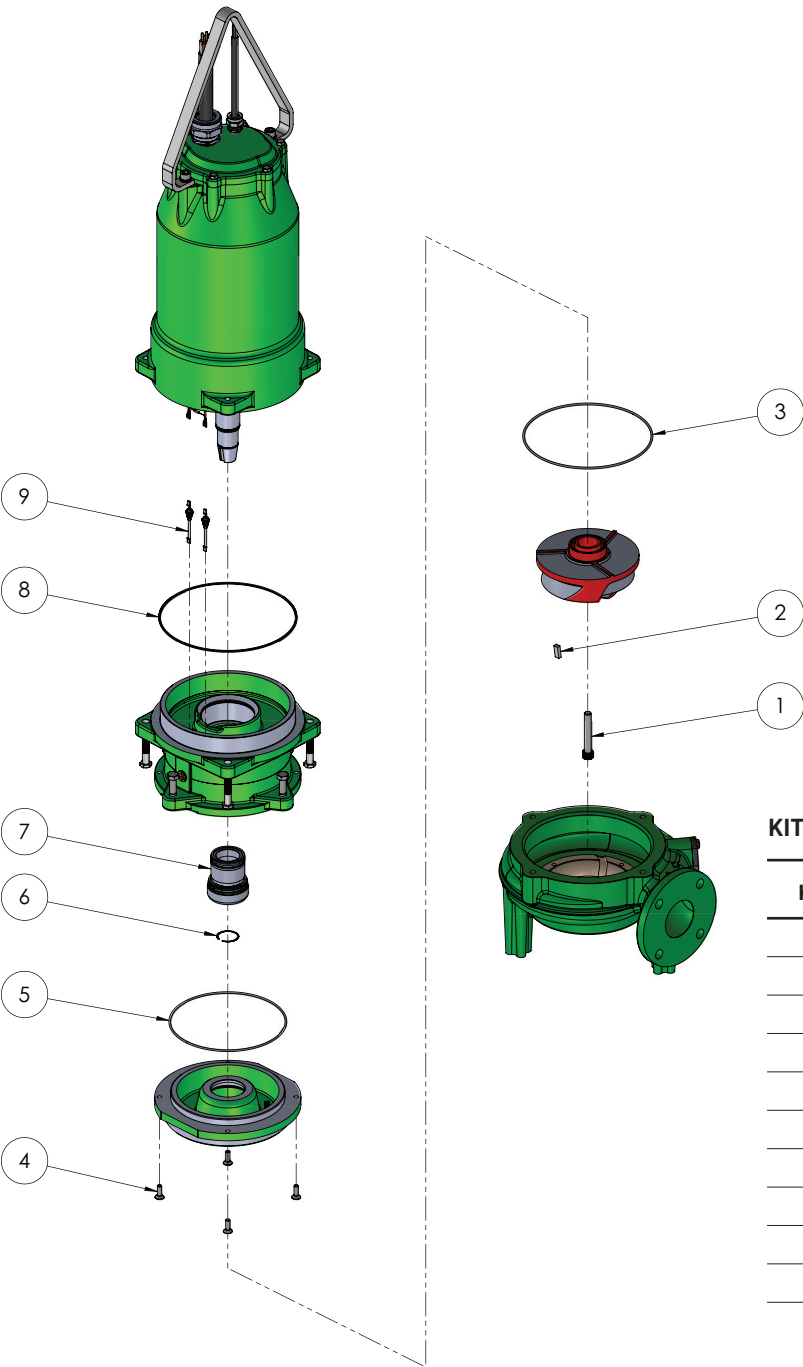
KIT SELECTION TABLE

KIT ORDERING NO.	SERIES
528811207	C4SP, C4SXP
528811217	C4HP, C4HXP
528811227	HPS3SC, HPS3SCX, HPS4SC, HPS4SCX
528811237	HPS6MC, HPS6MCX
528811247	HPS4HC, HPS4HCX
528811257	HPS4SD, HPS4SDX
528811267	HPS6MD, HPS4HDX
528811277	HPS4HD, HPS4HDX

NOTES

1. *QUANTITY MAY CHANGE FOR DIFFERENT PUMP SIZES.
2. CUTTER PLATE, CUTTER INSERT, CUTTER INSERT SCREW MAY OR MAY NOT APPEAR IN DIFFERENT PUMP CONFIGURATIONS.
3. KITS AND PARTS ARE FOR ORDINARY LOCATION PUMP SERIES ONLY, UNLESS OTHERWISE NOTED AS SUITABLE FOR HAZARDOUS LOCATION (SERIES NUMBERS CONTAINING 'X').
4. HAZARDOUS LOCATION PUMPS MUST BE RETURNED TO THE FACTORY FOR ELECTRICAL AND MOTOR SERVICE. REMOVAL OF SEAL PLATE WILL VOID FM LISTINGS ON SOME MODELS.

HYDROMATIC CHOPPER PUMPS - MECHANICAL SEAL REPAIR KIT (FM2)



PARTS INCLUDED IN SEAL REPAIR KIT

PART NO.	PART DESCRIPTION	QTY
1	Impeller Screw	1
2	Impeller Key	1
3	Volute O-Ring	1
4	Seal Plate Screw	4*
5	Seal Plate O-Ring	1
6	Retaining Ring, Seal Cartridge	1
7	Seal Cartridge	1
8	Motor O-Ring	1
9	Seal Leak Probe	2

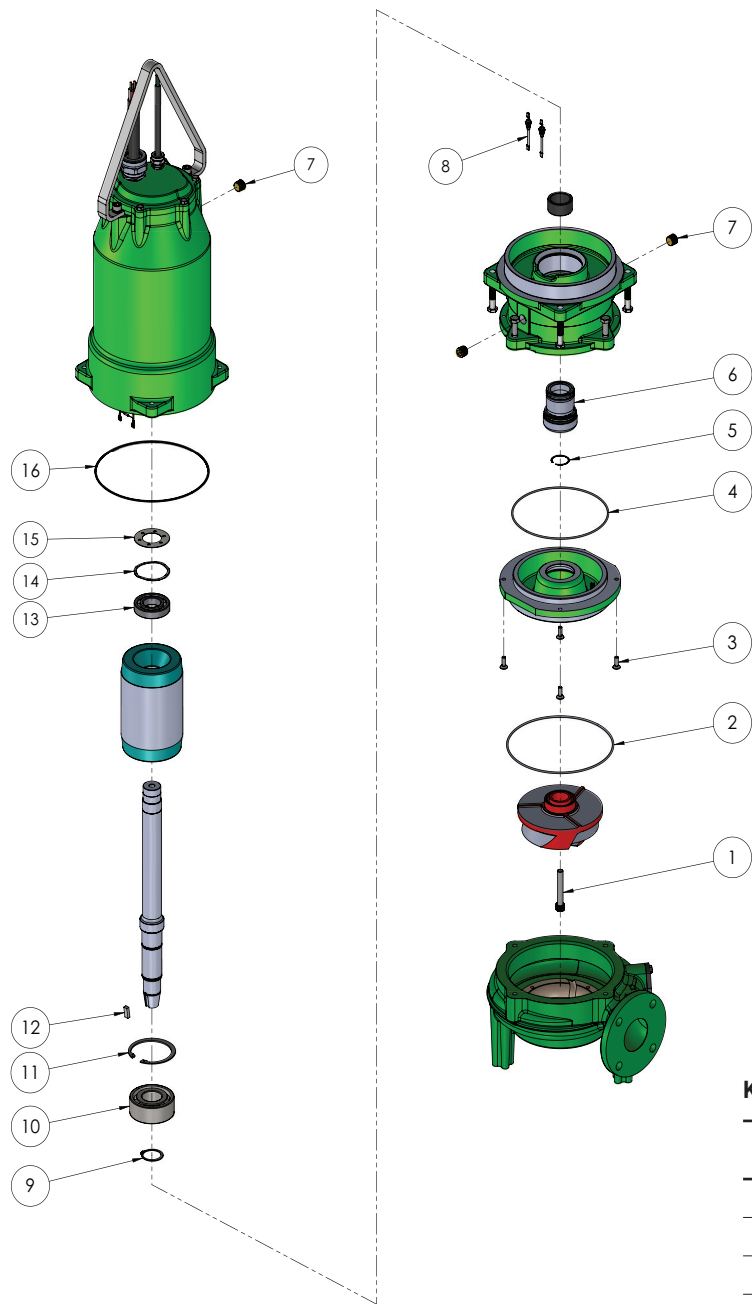
KIT SELECTION TABLE

KIT ORDERING NO.	SERIES
528811287	C4SP
528811297	C4SXP
528811307	HPS3SC, HPS4SC
528811317	HPS4HC, HPS6MC
528811327	C4HP
28811337	C4HXP
528811347	HPS4HDX, HPS4SDX, HPS6MDX
528811357	HPS4HD, HPS4SD, HPS6MD
528814047	HPS3SCX
528814057	HPS4HCX, HPS6MCX

NOTES

- 1. *QUANTITY MAY CHANGE FOR DIFFERENT PUMP SIZES.
- 2. OIL AND LOCTITE NOT INCLUDED, PURCHASE SEPARATELY.
- 3. LOWER AND UPPER MECHANICAL SEAL MAY OR MAY NOT APPEAR IN DIFFERENT PUMP CONFIGURATIONS.
- 4. KITS AND PARTS ARE FOR ORDINARY LOCATION PUMP SERIES ONLY, UNLESS OTHERWISE NOTED AS SUITABLE FOR HAZARDOUS LOCATION (SERIES NUMBERS CONTAINING 'X').
- 5. HAZARDOUS LOCATION PUMPS MUST BE RETURNED TO THE FACTORY FOR ELECTRICAL AND MOTOR SERVICE. REMOVAL OF SEAL PLATE WILL VOID FM LISTINGS ON SOME MODELS.

HYDROMATIC CHOPPER PUMPS - OVERHAUL KIT (FM3)



PARTS INCLUDED IN OVERHAUL KIT

PART NO.	PART DESCRIPTION	QTY
1	Impeller Screw	1
2	Volute O-Ring	1
3	Seal Plate Screw	4*
4	Seal Plate O-Ring	1
5	Retaining Ring, Seal Cartridge	1
6	Seal Cartridge	1
7	Plug	3*
8	Seal Leak Probe	2
9	Retaining Ring, External	1
10	Lower Bearing	1
11	Retaining Ring, Internal	1
12	Impeller Key	1
13	Upper Bearing	1
14	Washer	1*
15	Screen	1
16	Motor Housing O-Ring	1

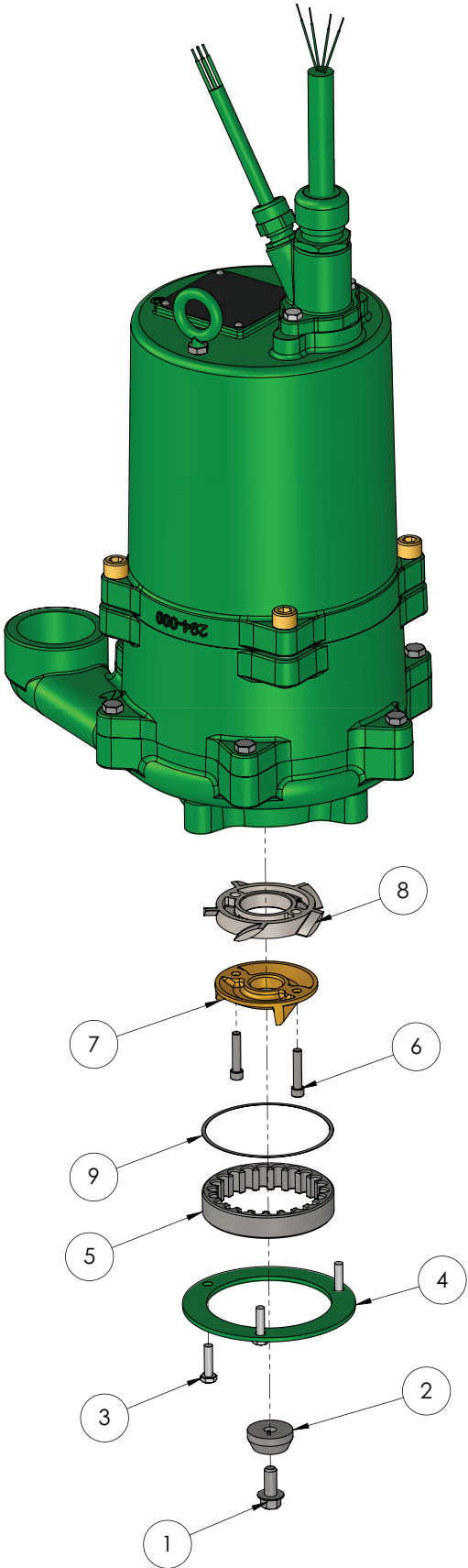
KIT SELECTION TABLE

KIT ORDERING NO.	SERIES
528811377	C4SP
528811387	HPS3SC, HPS4SC
528811397	HPS4HC, HPS6MC
528811407	C4HP
528811417	HPS4HD, HPS4SD, HPS6MD

NOTES

- 1. *QUANTITY MAY CHANGE FOR DIFFERENT PUMP SIZES.
- 2. OIL AND LOCTITE NOT INCLUDED, PURCHASE SEPARATELY.
- 3. SEAL CARTRIDGE, LOWER AND UPPER MECHANICAL SEAL, RETAINING RING FOR UPPER MECHANICAL SEAL, SEAL SENSOR MAY OR MAY NOT APPEAR IN DIFFERENT PUMP CONFIGURATIONS.
- 4. KITS AND PARTS ARE FOR ORDINARY LOCATION PUMP SERIES ONLY, UNLESS OTHERWISE NOTED AS SUITABLE FOR HAZARDOUS LOCATION (SERIES NUMBERS CONTAINING 'X').

HYDROMATIC GRINDER PUMPS - WORN CUTTER REPAIR KIT (FM1)



PARTS INCLUDED IN WORN CUTTER REPAIR KIT

PART NO.	PART DESCRIPTION	QTY
1	Impeller Screw	1
2	Retainer, Impeller	1
3	Clamp, Shredding Ring Screw	3*
4	Clamp, Shredding Ring	1
5	Ring, Shredding	1
6	Cutter Screw	2
7	Cutter, Radial	1
8	Cutter, Axial	1
9	Shim, Shredding Ring	1*

KIT SELECTION TABLE (1-2 HP)

KIT ORDERING NO.	SERIES (1-2 HP)
528810927	HPGX200
528810937	HPG200
528810947	HVRH200
528810957	HVRF200
528810967	HVRS100
528810977	HVF200
528810987	HVRS200
528810997	HVH200, HVS200

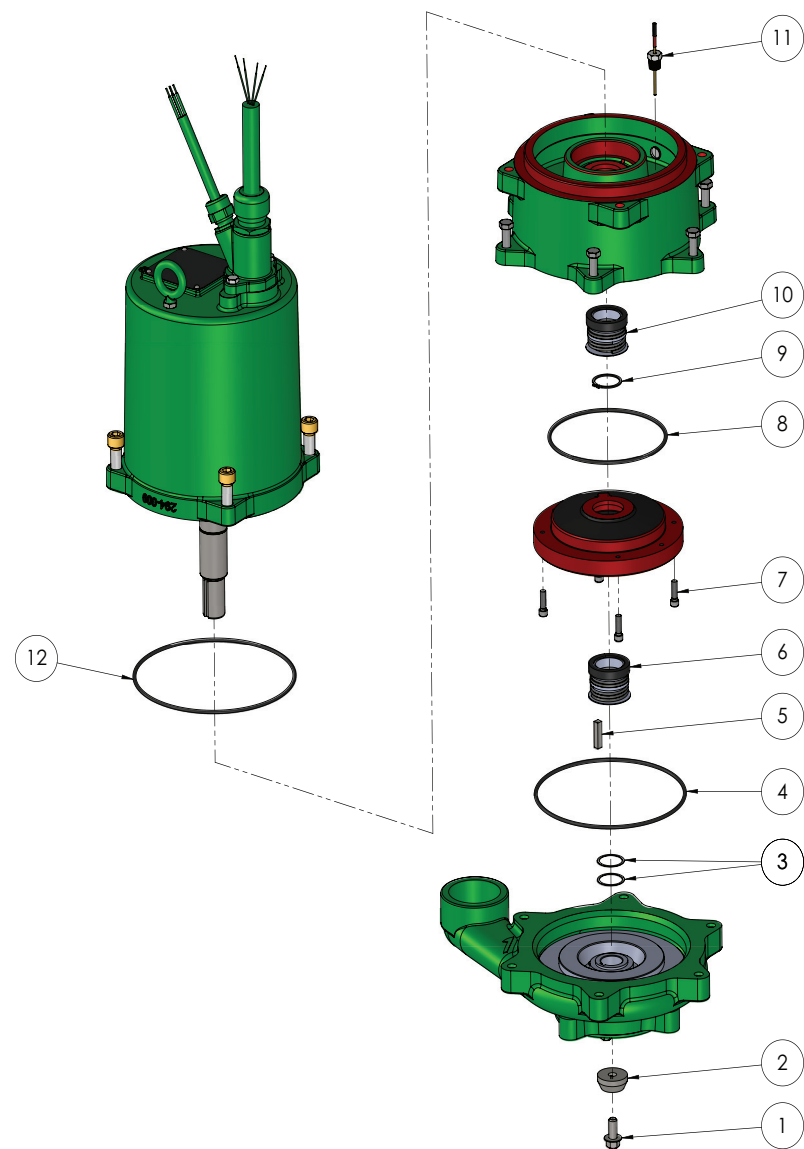
KIT SELECTION TABLE (3-7.5 HP)

KIT ORDERING NO.	SERIES (3-7.5 HP)
528811077	HPGFHX, HPGFX
528811087	HPGF, HPGFH
528811097	HPGH, HPGHH
528811107	HPGHHX, HPGHX
528811117	HPGB, HPGBX

NOTES

- 1. *QUANTITY MAY CHANGE FOR DIFFERENT PUMP SIZES.
- 2. IMPELLER WASHER, IMPELLER GRINDER, CUTTER CLAMP WASHER, CUTTER SHIM, ROTATING CUTTER MAY OR MAY NOT APPEAR IN DIFFERENT PUMP CONFIGURATIONS.
- 3. KITS AND PARTS ARE FOR ORDINARY LOCATION PUMP SERIES ONLY, UNLESS OTHERWISE NOTED AS SUITABLE FOR HAZARDOUS LOCATION (SERIES NUMBERS CONTAINING 'X').
- 4. HAZARDOUS LOCATION PUMPS MUST BE RETURNED TO THE FACTORY FOR ELECTRICAL AND MOTOR SERVICE. REMOVAL OF SEAL PLATE WILL VOID FM LISTINGS ON SOME MODELS.

HYDROMATIC GRINDER PUMPS - MECHANICAL SEAL REPAIR KIT (FM2)



PARTS INCLUDED IN MECHANICAL SEAL REPAIR KIT

PART NO.	PART DESCRIPTION	QTY
1	Impeller Screw	1
2	Retainer, Impeller	1
3	Shim, Impeller	AS REQUIRED
4	Volute O-Ring	1
5	Impeller Key	1
6	Lower Mechanical Seal**	1
7	Seal Plate Screw	4*
8	Seal Plate O-Ring	1
9	Retaining Ring	1
10	Upper Mechanical Seal**	1
11	Seal Leak Probe	1
12	Motor O-Ring	1

KIT SELECTION TABLE (1-2 HP)

KIT ORDERING NO.	SERIES (1-2 HP)
528811007	HVF200
528811017	HVRF200
528811027	HPG200
528811037	HPGX200
528811047	HVH200, HVS200
528811057	HVRH200, HVRS200
528811067	HVRS100

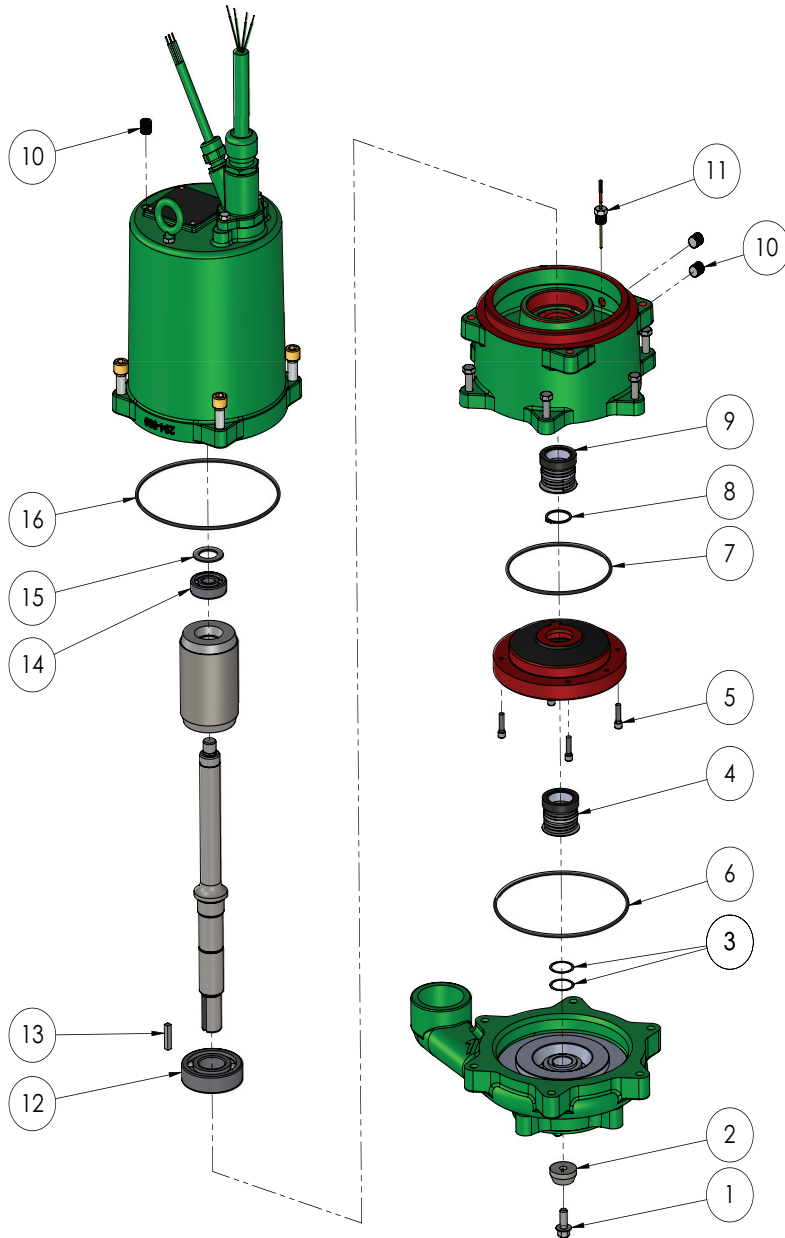
KIT SELECTION TABLE (3-7.5 HP)

KIT ORDERING NO.	SERIES (3-7.5 HP)
528811127	HPGH, HPGHH
528811137	HPGF, HPGFH
528811147	HPGHHX, HPGHX
528811157	HPGFHX, HPGFX
528811167	HPGB, HPGBX

NOTES

- 1. *QUANTITY MAY CHANGE FOR DIFFERENT PUMP SIZES.
- 2. **MECH SEAL #6 & #10 CAN BE SAME OR DIFFERENT IN DIFFERENT PUMP CONFIGURATIONS.
- 3. OIL AND LOCTITE NOT INCLUDED, PURCHASE SEPARATELY.
- 4. IMPELLER SPACER, IMPELLER KEY, CUTTER SHIM, VOLUTE SHIM, VOLUTE O-RING MAY OR MAY NOT APPEAR IN DIFFERENT PUMP CONFIGURATIONS.
- 5. KITS AND PARTS ARE FOR ORDINARY LOCATION PUMP SERIES ONLY, UNLESS OTHERWISE NOTED AS SUITABLE FOR HAZARDOUS LOCATION (SERIES NUMBERS CONTAINING 'X').
- 6. HAZARDOUS LOCATION PUMPS MUST BE RETURNED TO THE FACTORY FOR ELECTRICAL AND MOTOR SERVICE. REMOVAL OF SEAL PLATE WILL VOID FM LISTINGS ON SOME MODELS.

HYDROMATIC GRINDER PUMPS - OVERHAUL KIT (FM3)



PARTS INCLUDED IN OVERHAUL KIT

PART NO.	PART DESCRIPTION	QTY
1	Impeller Screw	1
2	Retainer, Impeller	1
3	Shim, Impeller	AS REQUIRED
4	Lower Mechanical Seal**	1
5	Seal Plate Screw	4*
6	Volute O-Ring	1
7	Seal Plate O-Ring	1
8	Retaining Ring	1
9	Upper Mechanical Seal**	1
10	Plug	3*
11	Seal Leak Probe	1
12	Lower Bearing	1
13	Impeller Key	1
14	Upper Bearing	1
15	Bearing Washer	1
16	Motor O-Ring	1

KIT SELECTION TABLE

KIT ORDERING NO.	SERIES
528811177	HPGH, HPGHH
528811187	HPGF, HPGFH
528811197	HPGB

NOTES

- *QUANTITY MAY CHANGE FOR DIFFERENT PUMP SIZES.
- **MECH SEAL #4 & #9 CAN BE SAME OR DIFFERENT IN DIFFERENT PUMP CONFIGURATIONS.
- OIL AND LOCTITE NOT INCLUDED, PURCHASE SEPARATELY.
- IMPELLER WASHER, IMPELLER GRINDER, RETAINING RING FOR LOWER MECHANICAL SEAL, SEAL SENSOR MAY OR MAY NOT APPEAR IN DIFFERENT PUMP CONFIGURATIONS.
- KITS AND PARTS ARE FOR ORDINARY LOCATION PUMP SERIES ONLY, UNLESS OTHERWISE NOTED AS SUITABLE FOR HAZARDOUS LOCATION (SERIES NUMBERS CONTAINING 'X').

NOTES PAGE

[illegible]

NOTES PAGE

STANDARD LIMITED WARRANTY

Pentair Hydromatic warrants its products against defects in material and workmanship for a period of 12 months from the date of shipment from Pentair Hydromatic or 18 months from the manufacturing date, whichever occurs first – provided that such products are used in compliance with the requirements of the Pentair Hydromatic catalog and technical manuals for use in pumping raw sewage, municipal wastewater or similar, abrasive-free, noncorrosive liquids.

During the warranty period and subject to the conditions set forth, Pentair Hydromatic, at its discretion, will repair or replace to the original user, the parts that prove defective in materials and workmanship. Pentair Hydromatic reserves the right to change or improve its products or any portions thereof without being obligated to provide such a change or improvement for prior sold and/or shipped units.

Start-up reports and electrical schematics may be required to support warranty claims. Submit at the time of start up through the Pentair Hydromatic website: <http://forms.pentairliterature.com/startupform/startupform.asp?type=h>. Warranty is effective only if Pentair Hydromatic authorized control panels are used. All seal fail and heat sensing devices must be hooked up, functional and monitored or this warranty will be void. Pentair Hydromatic will cover only the lower seal and labor thereof for all dual seal pumps. Under no circumstance will Pentair Hydromatic be responsible for the cost of field labor, travel expenses, rented equipment, removal/reinstallation costs or freight expenses to and from the factory or an authorized Pentair Hydromatic service facility.

This limited warranty will not apply: (a) to defects or malfunctions resulting from failure to properly install, operate or maintain the unit in accordance with the printed instructions provided; (b) to failures resulting from abuse, accident or negligence; (c) to normal maintenance services and parts used in connection with such service; (d) to units that are not installed in accordance with applicable local codes, ordinances and good trade practices; (e) if the unit is moved from its original installation location; (f) if unit is used for purposes other than for what it is designed and manufactured; (g) to any unit that has been repaired or altered by anyone other than Pentair Hydromatic or an authorized Pentair Hydromatic service provider; (h) to any unit that has been repaired using non factory specified/ OEM parts.

Warranty Exclusions: PENTAIR HYDROMATIC MAKES NO EXPRESS OR IMPLIED WARRANTIES THAT EXTEND BEYOND THE DESCRIPTION ON THE FACE HEREOF. PENTAIR HYDROMATIC SPECIFICALLY DISCLAIMS THE IMPLIED WARRANTIES OF MERCHANTABILITY AND FITNESS FOR ANY PARTICULAR PURPOSE.

Liability Limitation: IN NO EVENT SHALL PENTAIR HYDROMATIC BE LIABLE OR RESPONSIBLE FOR CONSEQUENTIAL, INCIDENTAL OR SPECIAL DAMAGES RESULTING FROM OR RELATED IN ANY MANNER TO ANY PENTAIR HYDROMATIC PRODUCT OR PARTS THEREOF. PERSONAL INJURY AND/OR PROPERTY DAMAGE MAY RESULT FROM IMPROPER INSTALLATION. PENTAIR HYDROMATIC DISCLAIMS ALL LIABILITY, INCLUDING LIABILITY UNDER THIS WARRANTY, FOR IMPROPER INSTALLATION. PENTAIR HYDROMATIC RECOMMENDS INSTALLATION BY PROFESSIONALS.

Some states do not permit some or all of the above warranty limitations or the exclusion or limitation of incidental or consequential damages and therefore such limitations may not apply to you. No warranties or representations at any time made by any representatives of Pentair Hydromatic shall vary or expand the provision hereof.



1101 Myers Parkway | Ashland, OH 44805 | Ph: 855.274.8947 | pentair.com/hydromatic

All indicated Pentair trademarks and logos are property of Pentair. Third party registered and unregistered trademarks and logos are the property of their respective owners.

©2025 Pentair. All Rights Reserved.

HYD4526(06-26-25)