


# 24" X 24" SEWAGE PACKAGE

## SB24 SERIES - SKV40

The 24" x 24" Sewage Basin package is designed to be easily installed in a basement floor or anywhere that requires dirty water removal. This durable basin package design is perfect for basements with a toilet, washer, dishwasher or a sink that needs to be pumped.

### APPLICATIONS

Residential sewage systems pumping to septic or municipal sewer systems.



### FEATURES

- ◆ **Pre-Assembled From Factory:** For quick and easy installation.
- ◆ **Cast Iron Sewage Pump:** For high performance.
- ◆ **Robust Thermoplastic Structure:** For superior durability.
- ◆ **Specially Designed Bottom Grooves:** For easy leveling in rough soil.
- ◆ **Molded Torque Stops:** Keep pump in place.
- ◆ **38.5 Gallon Capacity:** For longer pump cycles prolonging the pump life.
- ◆ **5 Additional Flats:** For adding or changing inlet pipe location.

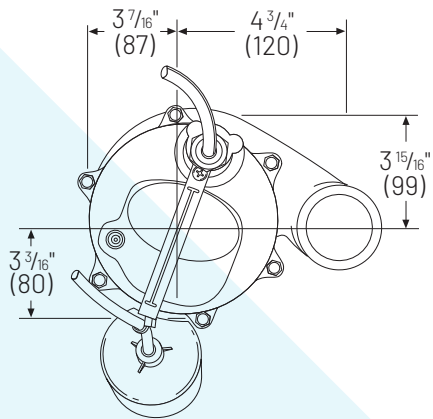
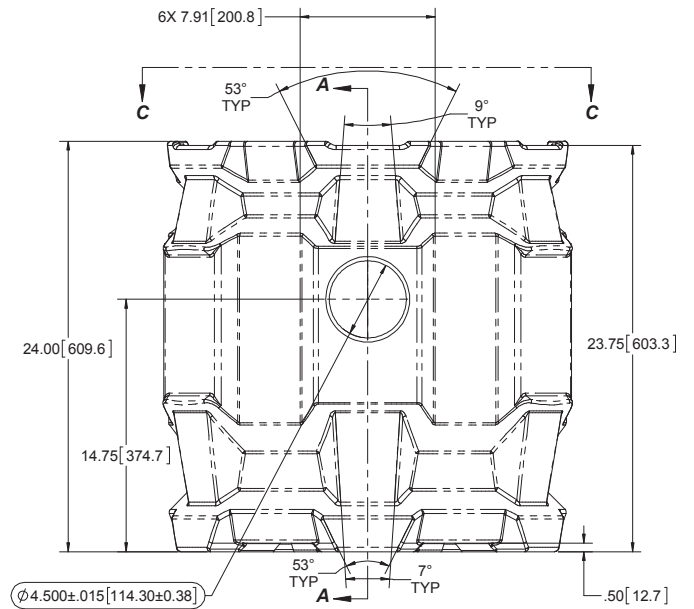
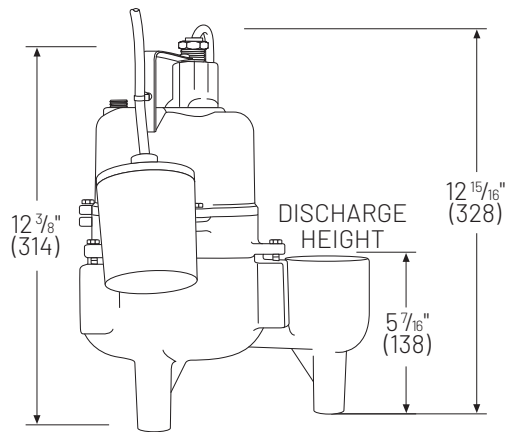
### SPECIFICATIONS

- ◆ **Capacities:** 90 GPM (360 LPM)
- ◆ **Shut-Off Head:** 19' (5.8 m)
- ◆ **Solids Handling:** 2" (50.8 mm)
- ◆ **Liquids Handling:** Septic effluent and sewage
- ◆ **Intermittent Liquid Temperature:** Up to 140°F (60°C)
- ◆ **Motor/Electrical Data:** 4/10 HP, shaded pole, 115V, 13A, 1Ø, 60Hz
- ◆ **Acceptable pH Range:** 5-9
- ◆ **Discharge, NPT:** 2" (50.8 mm)
- ◆ **Housing:** Heavy cast iron
- ◆ **Volute Case Cord:** Cast iron
- ◆ **Impeller:** Recessed, thermoplastic
- ◆ **Shaft Seal:** Type 11A, carbon and ceramic
- ◆ **Basin Size:** 24" x 24"; 38.5 gallon capacity
- ◆ **Power Cord:** 20'

# HYDROMATIC SEWAGE BASIN PACKAGE

## DIMENSIONAL DATA

Measurements shown in inches (mm).

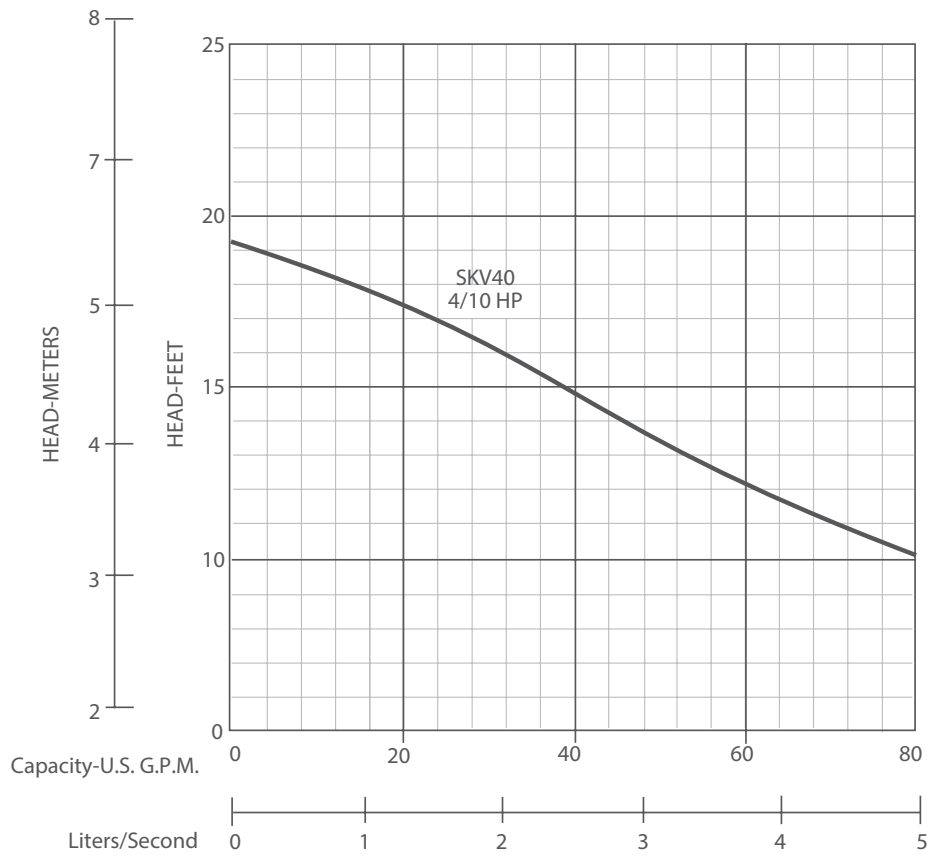


### WIDE ANGLE SWITCH

On = 12-1/2"

Off = 6-1/2"

**PERFORMANCE DATA**



**ORDERING INFORMATION**

CATALOG #	HP	VOLTS	PHASE/ CYCLES	AMPS	DISCHARGE SIZE	COVER TYPE	INLET TYPE	VENT SIZE	SWITCH TYPE	CORD LENGTH	WT. LBS
SB24SKV40	4/10	115	1/60	13	2"	Solid	Snap-In	2"/3"	Tethered Automatic*	20'	56

\*Piggyback



293 Wright St,  
Delavan, WI 53115 USA  
Ph: 888.782.7483  
Fx: 800.426.9446

490 Pinebush Rd., Unit 4  
Cambridge, Ontario N1T 0A5, Canada  
Ph: 800.363.7867  
Fx: 888.606.5484

pentair.com

All indicated Pentair trademarks and logos are property of Pentair. Third party registered and unregistered trademarks and logos are the property of their respective owners. Because we are continuously improving our products and services, Pentair reserves the right to change specifications without prior notice. Pentair is an equal opportunity employer.

©2022 Pentair. All Rights Reserved.

HYD12700 (03-15-22)