



MYERS[®]

MODELS 8VL & 8VLX

**8" SUBMERSIBLE SOLIDS HANDLING
WASTEWATER PUMPS**

STANDARD (8VL) AND HAZARDOUS LOCATION (8VLX) CONSTRUCTION



MYERS® MODELS 8VL & 8VLX

8" Submersible Solids Handling Wastewater Pumps

Designed Especially for High Flow Applications

The Myers 8VL submersible solids handling sewage pumps are designed especially for high flow applications such as large municipal lift stations, treatment plants, transfer stations and dewatering. A quick removal type rail system is available to simplify installation and maintenance.

The 8VL's ability to handle solids up to 4 inches in diameter and 3 available motor speeds make it ideal for most high flow wastewater applications. For more information, contact your Myers distributor or the Myers sales office at 419-289-1144.



Product Capabilities

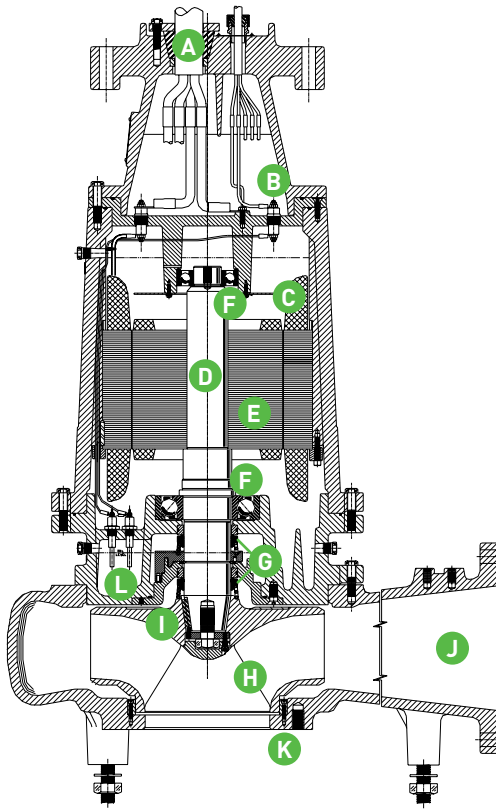
Capacities To	3875 gpm	14667 lpm
Heads To	170 ft.	51.8 m
Solids Handling (dia.)	4 in.	101.6 mm
Liquids Handling	raw, unscreened sewage, drain water, effluent	
Intermittent Liquid Temp.	up to 140°F	up to 60°C
Winding Insulation Temp. (Class H)	356°F	180°C
Available Motors	1750 RPM: 75, 100, 125 hp, 3 ph 460 & 575 volts, 60 Hz 1150 RPM: 30, 40, 50 hp, 3 ph 230, 460, 575 volts, 60 Hz; 60 hp, 3 ph, 460 & 575 volts, 60 Hz 870 RPM: 15, 20, 25 hp, 3 ph 208, 230, 460 & 575 volts, 60 Hz	
Std. Third Party Approvals	CSA	
Optional Approvals	FM, Class 1, Groups C & D	
Acceptable pH Range	6 – 9	
Specific Gravity	.9 – 1.1	
Viscosity	28 – 35 SSU	
Horizontal Discharge	8 in.	203.2 mm

Note: Consult factory for applications outside these recommendations.

Construction Materials

Motor Housing, Seal Housing, Cord Cap and Volute Case	cast iron, Class 30, ASTM A48
Enclosed 2-Vane Impeller	ductile iron, Class 65, ASTM A536
Power Cord	S00W
Control Cord	W
Mechanical Seals:	
Standard	double tandem carbon and ceramic
Optional	lower tungsten carbide
Pump, Motor Shaft	416 SST
Fasteners	300 Series SST
Case Wear Ring	bronze

Pump Features and Applications



A. Cable Entry System

Cable jackets sealed with clamped, rubber grommet. Individual wires sealed with epoxy to prevent wicking in case of cable damage.

B. Terminal Board

Provides easy connections from power and control cables to stator. Allows voltage change in field on dual winding motors.

C. Heat Sensor on Motor Winding

Opens to de-energize motor starter if winding temperature reaches 150°C. Automatic reset.

D. Heavy 416 SST Shaft

Reduces deflection from impeller radial loads. Tapered and keyed to accept impeller.

E. Motor Stator

Oil-filled for continuous lubrication of bearings and seals. Class H insulation.

F. Upper & Lower Ball Bearings

G. Double Tandem Shaft Seals

Protect motor, operate in clean oil.

H. High Efficiency Impeller

Two-vane, rounded port, solids handling design. Passes 4" spherical solids.

I. Pump-Out Vanes

Help keep trash from seal, reduces pressure at seal faces.

J. Horizontal Discharge Volute Case

8" 125 lb. flange.

K. Bronze Wear Ring

Reduces bypass leakage and wear. Replaceable to restore original running clearances and pump efficiencies.

L. Dual Seal Leak Probes

Detect water in seal housing. Activates warning light in control panel.

High Efficiency Hydraulic Design Cuts Pumping Costs and Extends Life of Fluid End Components.

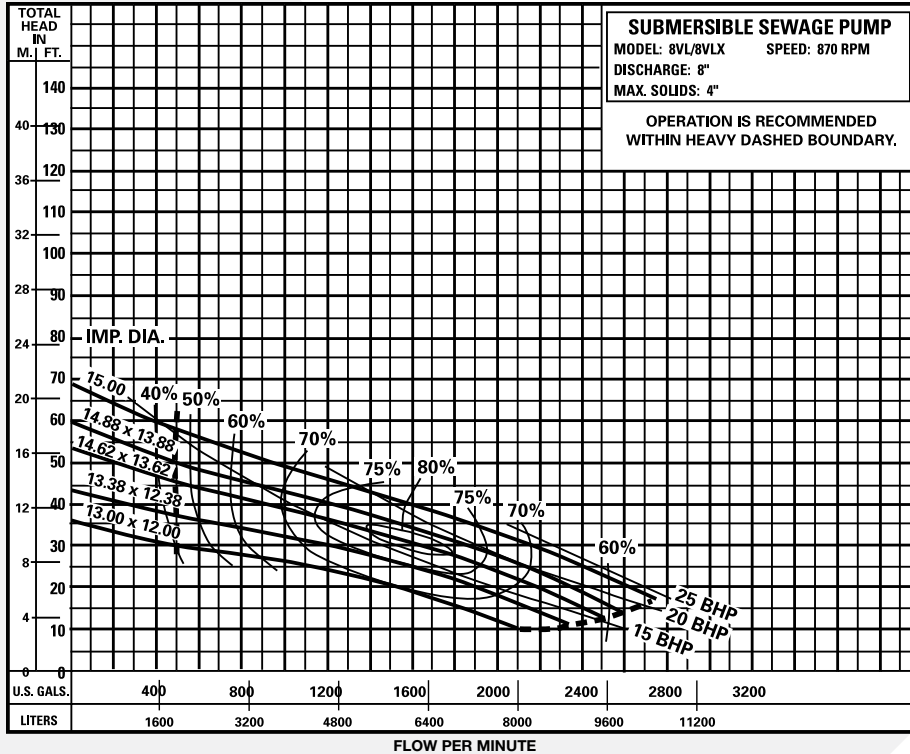
- Two-vane, rounded port impellers handle solids with ease at high operating efficiencies.
- Modified, constant velocity volute offers quiet operation, low radial loads over extended portion of performance curve.

Durable Motor Will Deliver Many Years of Reliable Service.

- Oil-filled motor and seal cavity for maximum heat dissipation and continuous bearing lubrication.
- Heat sensor thermostats embedded in windings protect motor from overheat conditions.
- Seal leak probes warn of moisture entry; help prevent costly motor burn-out.

Performance Data

870 RPM

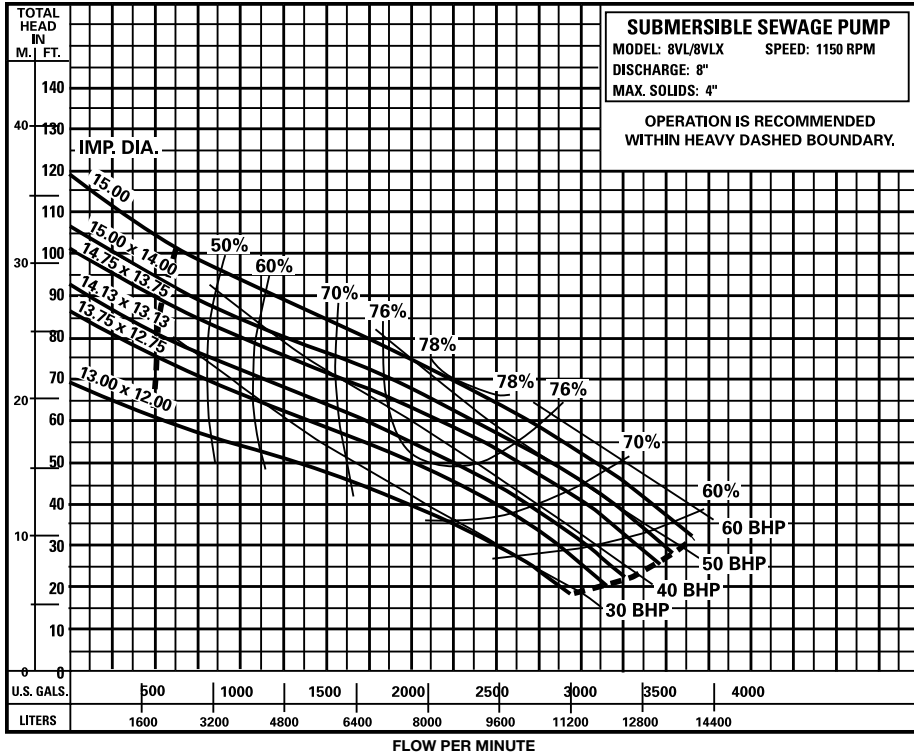


Available Models		Motor Electrical Data												
Standard	Hazardous Location	HP	Volts	Phase	Hertz	Start Amps	Run Amps	Service Factor Amps	Run kW	Service Factor kW	Start KVA	Run KVA	NEC Code Letter	Service Factor
8VL150M8-03	8VLX150M8-03	15	208	3	60	334	53.4	61.2	13.4	15.8	116	18.5	J	1.2
8VL150M8-23	8VLX150M8-23	15	230	3	60	290	46.4	53.2	13.4	15.8	116	18.5	J	1.2
8VL150M8-43	8VLX150M8-43	15	460	3	60	145	23.2	26.6	13.4	15.8	116	18.5	J	1.2
8VL150M8-53	8VLX150M8-53	15	575	3	60	116	18.6	21.3	13.4	15.8	116	18.5	J	1.2
8VL200M8-03	8VLX200M8-03	20	208	3	60	334	67.2	78.5	17.6	20.9	116	23.2	G	1.2
8VL200M8-23	8VLX200M8-23	20	230	3	60	290	58.4	68.3	17.6	20.9	116	23.2	G	1.2
8VL200M8-43	8VLX200M8-43	20	460	3	60	145	29.2	34.1	17.6	20.9	116	23.2	G	1.2
8VL200M8-53	8VLX200M8-53	20	575	3	60	116	23.3	27.3	17.6	20.9	116	23.2	G	1.2
8VL250M8-03	8VLX250M8-03	25	208	3	60	501	84.2	101.0	21.2	26.4	175	29.2	H	1.2
8VL250M8-23	8VLX250M8-23	25	230	3	60	436	73.2	87.8	21.2	26.4	175	29.2	H	1.2
8VL250M8-43	8VLX250M8-43	25	460	3	60	218	36.6	44.0	21.2	26.4	175	29.2	H	1.2
8VL250M8-53	8VLX250M8-53	25	575	3	60	174	29.3	35.1	21.2	26.4	175	29.2	H	1.2

Motor Efficiencies and Power Factor									
Motor Efficiency %						Power Factor %			
HP	Phase	Service Factor Load	100% Load	75% Load	50% Load	Service Factor Load	100% Load	75% Load	50% Load
15	3	85.0	83.5	81.5	75	74.5	72.5	68.0	59.0
20	3	85.5	85.0	83.5	80	77.0	75.5	72.5	66.0
25	3	85.0	88.0	87.0	83	75.3	72.7	68.5	59.5

Performance Data

1150 RPM

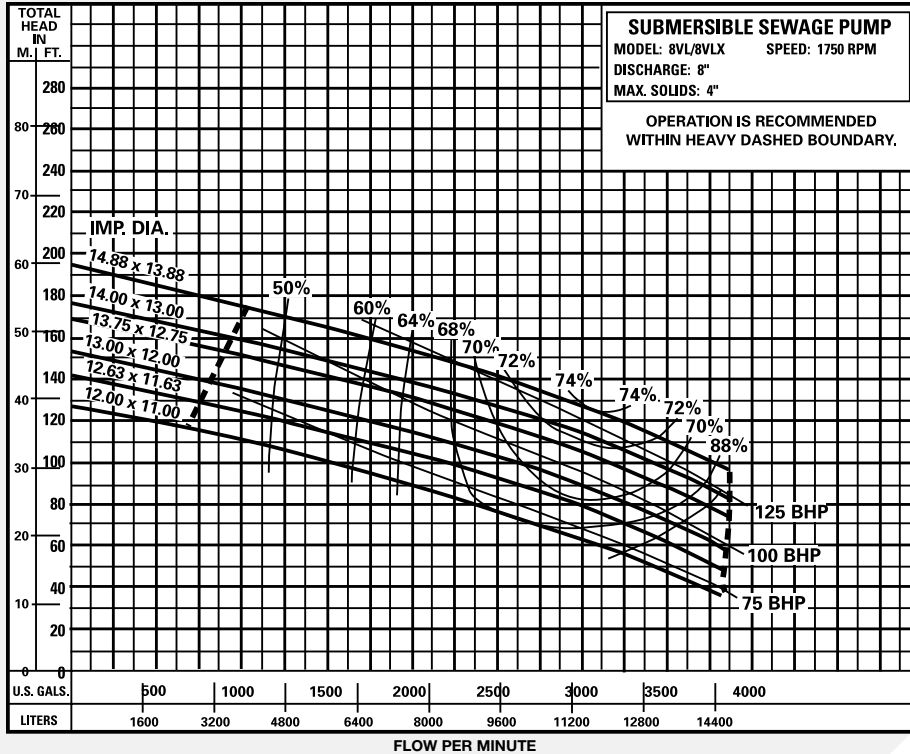


Available Models		Motor Electrical Data													
Standard	Hazardous Location	HP	Volts	Phase	Hertz	Start Amps	Run Amps	Service Factor Amps	Run kW	Service Factor kW	Start KVA	Run KVA	NEC Code Letter	Service Factor	
8VL300M6-23	8VLX300M6-23	30	230	3	60	580	88.4	106.0	26.0	31.2	230	35.2	J	1.2	
8VL300M6-43	8VLX300M6-43	30	460	3	60	290	44.2	53.0	26.0	31.2	230	35.2	J	1.2	
8VL300M6-53	8VLX300M6-53	30	575	3	60	232	35.3	42.4	26.0	31.2	230	35.2	J	1.2	
8VL400M6-23	8VLX400M6-23	40	230	3	60	580	110.4	132.5	34.3	41.2	230	44.0	G	1.2	
8VL400M6-43	8VLX400M6-43	40	460	3	60	290	55.2	66.2	34.3	41.2	230	44.0	G	1.2	
8VL400M6-53	8VLX400M6-53	40	575	3	60	232	44.2	53.0	34.3	41.2	230	44.0	G	1.2	
8VL500M6-23	8VLX500M6-23	50	230	3	60	417	138.0	165.6	42.6	51.4	290	63.3	G	1.2	
8VL500M6-43	8VLX500M6-43	50	460	3	60	363	69.0	82.8	42.6	51.4	290	63.3	G	1.2	
8VL500M6-53	8VLX500M6-53	50	575	3	60	290	55.2	66.2	42.6	51.4	290	63.3	G	1.2	
8VL600M6-43	8VLX600M6-43	60	460	3	60	405	82.7	101.0	51.4	62.7	323	65.9	F	1.2	
8VL600M6-53	8VLX600M6-53	60	575	3	60	324	66.2	80.8	51.4	62.7	323	65.9	F	1.2	

Motor Efficiencies and Power Factor									
Motor Efficiency %						Power Factor %			
HP	Phase	Service Factor Load	100% Load	75% Load	50% Load	Service Factor Load	100% Load	75% Load	50% Load
30	3	86	86	84	79.0	73.9	73.8	67.8	55.0
40	3	87	87	86	82.5	78.0	78.0	73.8	65.2
50	3	87	88	87	85.0	78.0	77.5	77.5	68.0
60	3	86	87	87	86.0	78.0	78.0	78.0	72.5

Performance Data

1750 RPM

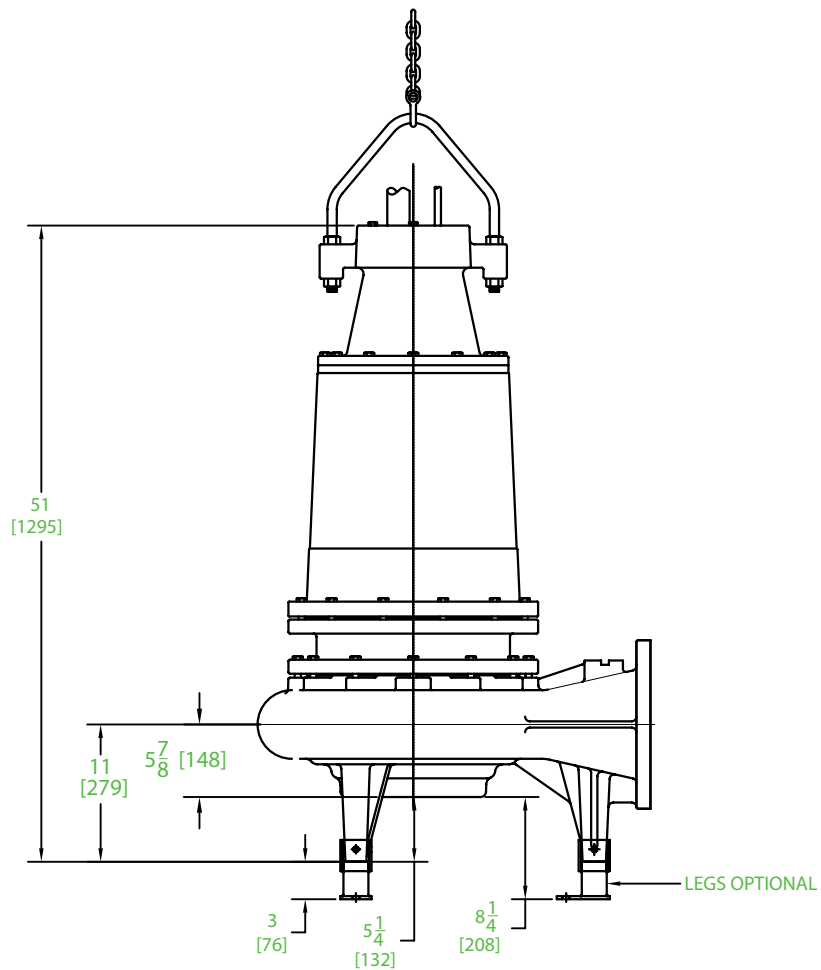
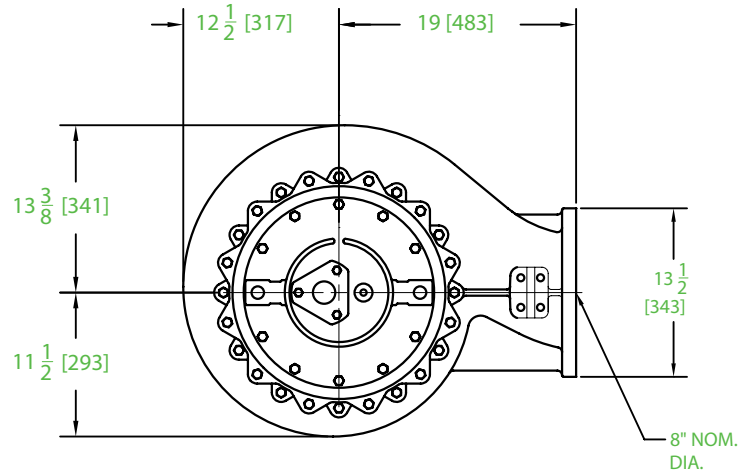


Available Models		Motor Electrical Data												
Standard	Hazardous Location	HP	Volts	Phase	Hertz	Start Amps	Run Amps	Service Factor Amps	Run kW	Service Factor kW	Start KVA	Run KVA	NEC Code Letter	Service Factor
8VL750M4-43	8VLX750M4-43	75	460	3	60	540	101.8	122.2	64.2	77	430	81.0	G	1.2
8VL750M4-53	8VLX750M4-53	75	575	3	60	432	81.4	97.8	64.2	77	430	81.0	G	1.2
8VL1000M4-43	8VLX1000M4-43	100	460	3	60	725	129.0	155.0	85.7	103	578	103.0	G	1.2
8VL1000M4-53	8VLX1000M4-53	100	575	3	60	580	103.2	124.0	85.7	103	578	103.0	G	1.2
8VL1250M4-43	8VLX1250M4-43	125	460	3	60	725	165.0	175.0	108.0	115	578	131.0	G	1.1
8VL1250M4-53	8VLX1250M4-53	125	575	3	60	580	132.0	140.0	108.0	115	578	131.0	G	1.1

Motor Efficiencies and Power Factor									
		Motor Efficiency %				Power Factor %			
HP	Phase	Service Factor Load	100% Load	75% Load	50% Load	Service Factor Load	100% Load	75% Load	50% Load
75	3	87.1	87.1	87.3	83.5	79.1	79.2	79.1	79
100	3	87.0	88.0	87.0	84.0	83.4	83.4	79.2	77
125	3	86.0	86.3	88.0	87.0	82.5	82.0	80.0	78

Dimensions

[Dimensions in mm]





1101 MYERS PARKWAY
ASHLAND, OHIO 44805
PH: 855-274-8948
WWW.FEMYERS.COM

490 PINEBUSH ROAD, UNIT 4
CAMBRIDGE, ONTARIO, CANADA N1T 0A5
PH: 800-387-4386 ORDERS FAX: 888-606-5484
WWW.FEMYERS.COM

Because we are continuously improving our products and services, Pentair reserves the right to change specifications without prior notice.
K3341 08/07/17 © 2017 Pentair Ltd. All Rights Reserved.