

MYERS® MPB Series Serviceable High Pressure Booster Pumps

The MPB Booster Pumps are the most durable booster pump available. The proven SignaSeal floating impeller design minimizes thrust loads allowing for continuous operation without damage to motor bearings, mechanical seal or pump hydraulic components.

APPLICATIONS

■ Car wash, filtration and reverse osmosis, residential, commercial or agricultural pressure washing, booster and spray systems, HVAC, general purpose pumping.

SPECIFICATIONS

Max. Inlet Pressure – 80 PSI

Max. Working Pressure – 315 PSI

Maximum Limits – Prolonged use with liquids above 140° F is not recommended.

Discharge – MPB Series: cast iron

Motor Adapter and Base – MPB Series: cast iron

Shell – 300 series stainless steel

Impeller – Acetal

Diffuser – Polycarbonate

Shaft – 300 series stainless steel

O-Rings – Buna-N

Mechanical Seal – Carbon/ceramic, Buna-N



FEATURES

Pump and Motor Shaft – Stainless steel for maximum corrosion resistance; one-piece threaded shaft for positive impeller drive.

Peak Performance at Every Stage – Staging system uses independent floating impellers for superior sand handling.

Balanced Rotor – Die cast under high pressures for uniform performance and greater efficiency; dynamically balanced.

Acetal Impellers – Precision-molded for perfect balance... ultra-smooth for highest performance and efficiency.

Precision Molded Diffusers – Superior

performance with high resistance to corrosion and abrasion.

Heavy-duty Ball Bearings – Shielded, permanently lubricated bearings, extensively tested to ensure extended life and smooth, quiet operation.

Myers: The Proven Leader – The industry leader in booster pumps offers solutions in a broad range of commercial and OEM applications.

In order to provide the best products possible, specifications are subject to change.

MYERS® MPB Series Serviceable High Pressure Booster Pumps

ORDERING INFORMATION								
Catalog Number	GPM	HP	Phase	Stages	Pipe Tapping Sizes		Motor Voltage	Shipping* Wt. (lbs.)
					Inlet	Outlet		
7MPB50	7	1/2	1	9	3/4"	3/4"	115/230	48
7MPB75		3/4	1	12	3/4"	3/4"	115/230	48
7MPB100		1	1	16	3/4"	3/4"	115/230	51
10MPB50	10	1/2	1	6	3/4"	3/4"	115/230	45
10MPB75		3/4	1	8	3/4"	3/4"	115/230	46
10MPB100		1	1	10	3/4"	3/4"	115/230	50
10MPB150		1-1/2	1	14	3/4"	3/4"	115/230	58
10MPB200		2	1	16	3/4"	3/4"	115/230	63
20MPB100	20	1	1	7	1"	1"	115/230	49
20MPB150		1-1/2	1	9	1"	1"	115/230	57
20MPB200		2	1	11	1"	1"	115/230	62
20MPB300		3	1	15	1"	1"	208-230	59
30MPB100	30	1	1	5	1-1/4"	1-1/4"	115/230	47
30MPB150		1-1/2	1	6	1-1/4"	1-1/4"	115/230	54
30MPB200		2	1	7	1-1/4"	1-1/4"	115/230	57
30MPB300		3	1	11	1-1/4"	1-1/4"	208-230	59

*Length and weight are approximate.

NOTE: ODP motor is standard, for TEFC motors, contact Customer Service.

ORDERING INFORMATION - ACCESSORIES		
Pkg. No.	Description	Approx. Wt. Lbs.
SUCTION		
83	Suction hose - 3/4" 150 PSI hose, 6 ft. section with two (2) female hose fittings	3
85	Two (2) garden hose/NPT adapters - 3/4" NPT male to 3/4" garden hose male	3
96	Vacuum relief valve - 1/2" NPT	2
150 PSI RATED* DISCHARGE		
84	Discharge hose - 3/4" 150 PSI hose, 25 ft. section with male and female garden hose fittings	10
86	High pressure pistol grip nozzle with three (3) nozzles (No. 56, 50 and 49)	2
315 PSI RATED* DISCHARGE		
162	25' of 1" ID hose with 3/4" male and female hose fittings 315 PSI rating	15
194	High pressure pistol grip nozzle with three (3) nozzles (No. 56, 50 and 49) rated for 500 PSI	2

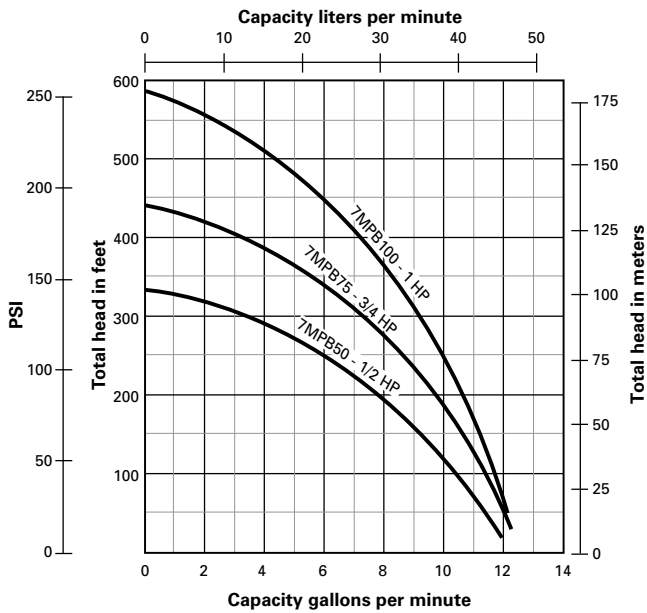
*To select proper discharge accessories for your pump, add incoming pressure to pump output pressure, to determine total discharge pressure.

Example: Incoming pressure 20 PSI + pump output pressure (HP7C at 0 GPM, 300')

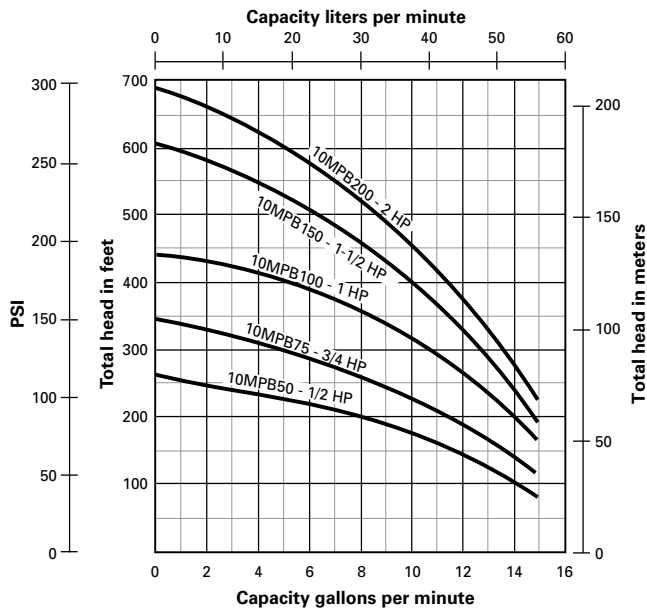
87 PSI = Total 150 PSI at discharge = 150 PSI rated discharge accessories

MYERS® MPB Series Serviceable High Pressure Booster Pumps

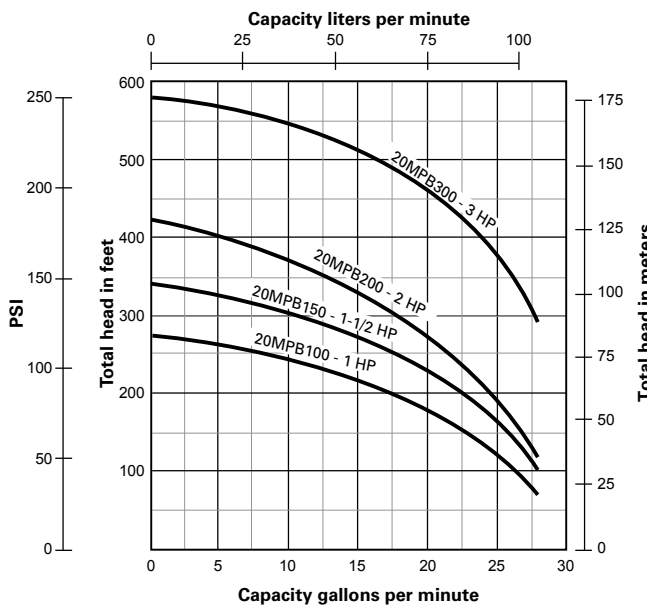
PUMP PERFORMANCE - 7 GPM



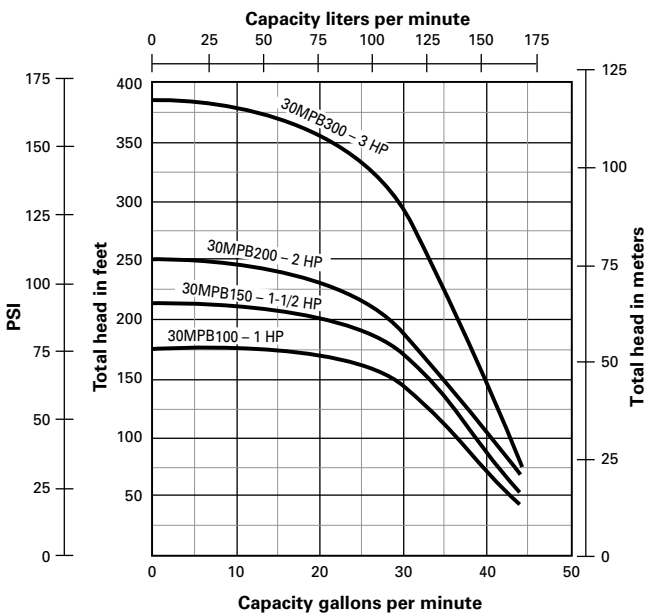
PUMP PERFORMANCE - 10 GPM



PUMP PERFORMANCE - 20 GPM

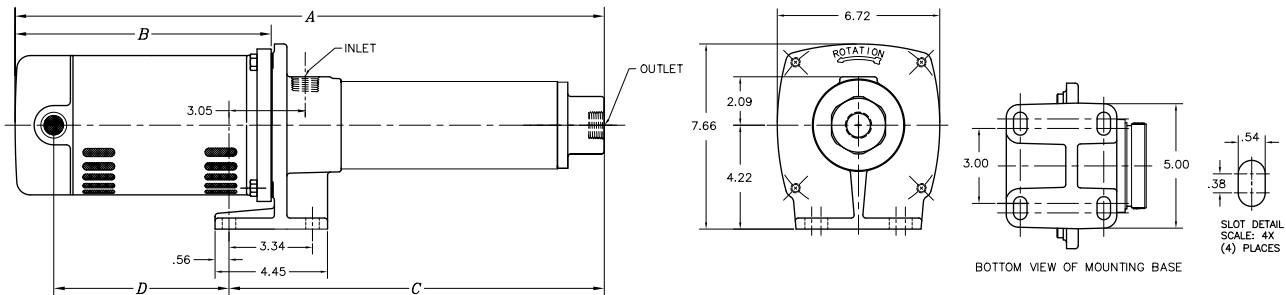


PUMP PERFORMANCE - 30 GPM



MYERS® MPB Series Serviceable High Pressure Booster Pumps

OUTLINE DIMENSIONS



Catalog Number	HP	Dimensions in inches			
		A	B	C	D
7MPB50	1/2	24.60	10.38	15.76	6.88
7MPB75	3/4	27.22	10.38	18.39	7.47
7MPB100	1	32.23	11.88	21.89	8.88
10MPB50	1/2	23.19	11.60	13.13	8.63
10MPB75	3/4	25.31	11.97	14.88	9.00
10MPB100	1	28.12	13.03	16.63	10.06
10MPB150	1-1/2	32.07	13.47	20.14	10.50
10MPB200	2	34.13	13.78	21.89	10.81
20MPB100	1	26.02	11.88	15.68	8.88
20MPB150	1-1/2	29.84	13.47	17.91	10.50
20MPB200	2	32.38	13.78	20.14	10.81
20MPB300	3	36.80	14.05	24.47	11.12
30MPB100	1	25.08	11.88	14.92	8.69
30MPB150	1-1/2	27.26	12.63	16.35	9.44
30MPB200	2	28.49	12.42	17.79	9.47
30MPB300	3	35.86	14.05	23.53	11.12



USA 293 WRIGHT STREET, DELAVAN, WI 53115 WWW.FEMYERS.COM PH: 888-987-8677 ORDERS FAX: 800-426-9446
 CANADA 490 PINEBUSH ROAD, UNIT 4, CAMBRIDGE, ONTARIO, N1T 0A5 PH: 800-363-7867 ORDERS FAX: 888-606-5484
 Because we are continuously improving our products and services, Pentair reserves the right to change specifications without prior notice.