

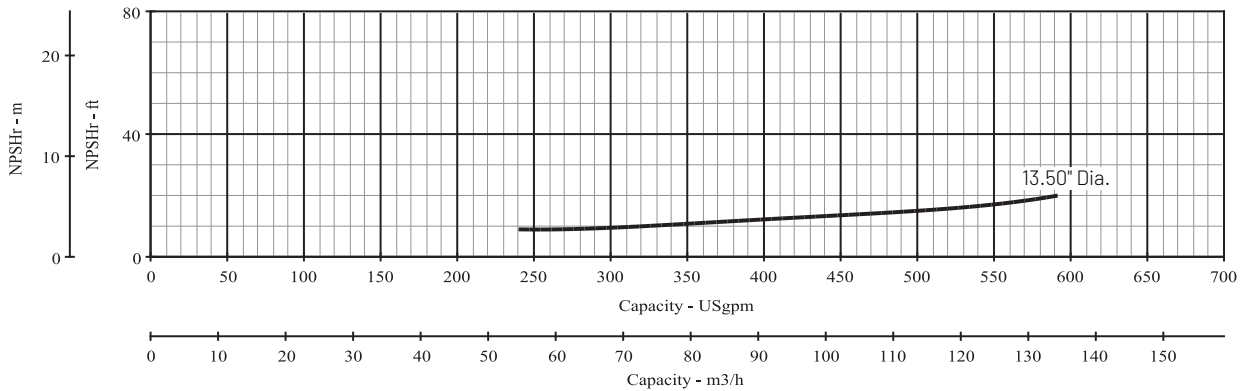
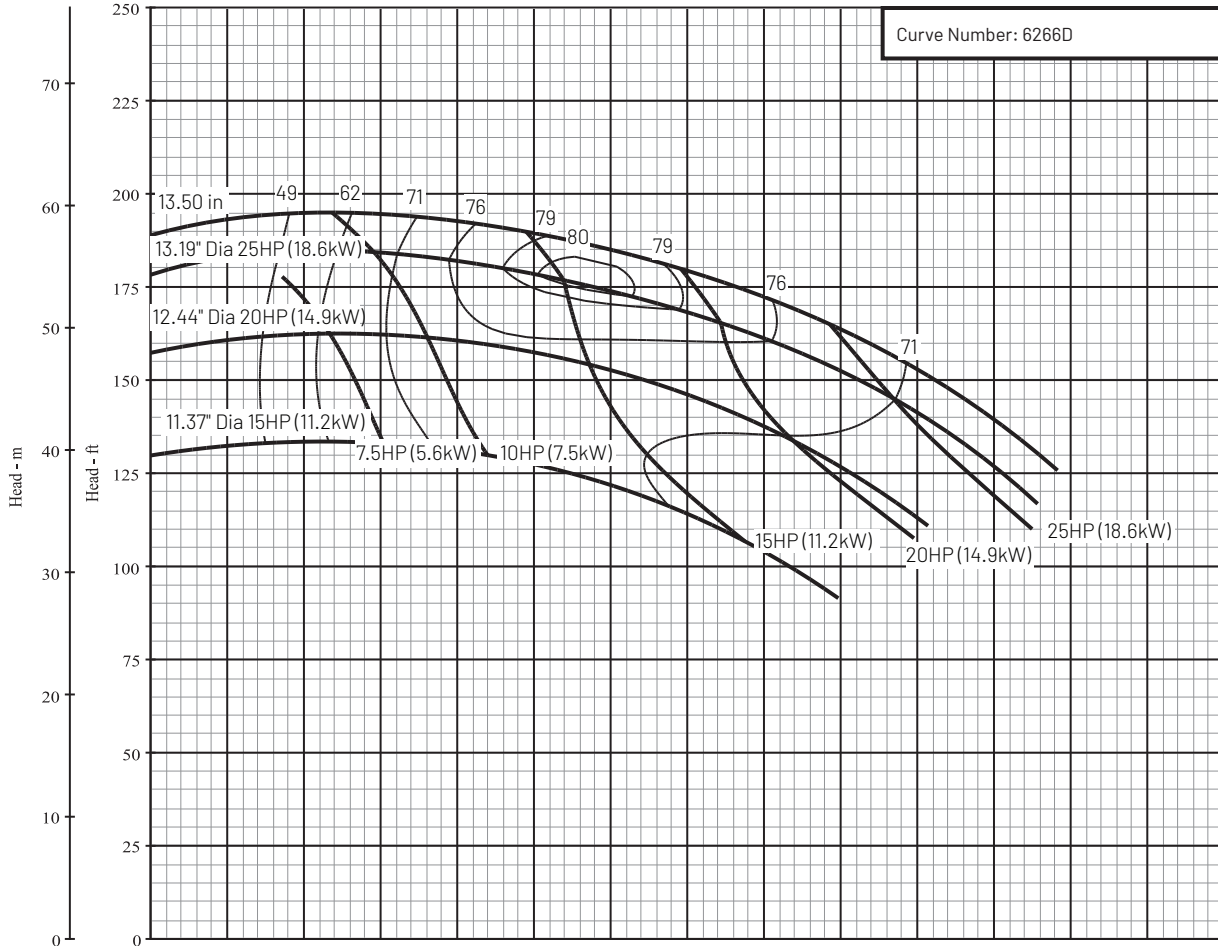
Series Name: B2-1/2J.BM

Pump Size: 2-1/2 x 4 x 13 BM

Department of Energy Requirements	
PE _{icl}	0.96
Model	B2-1/2JBM
Imp. Dia. (in.)	13.50

Available Configurations	
CCMD	B2-1/2JPBM
Frame	B2-1/2JRMBM
SAE	B2-1/2JQBM

Curve Conditions	
Nominal RPM	1750
Maximum Working Pressure	266 psi (18 bar)
Based on Fresh Water @ F	68 (20 C)



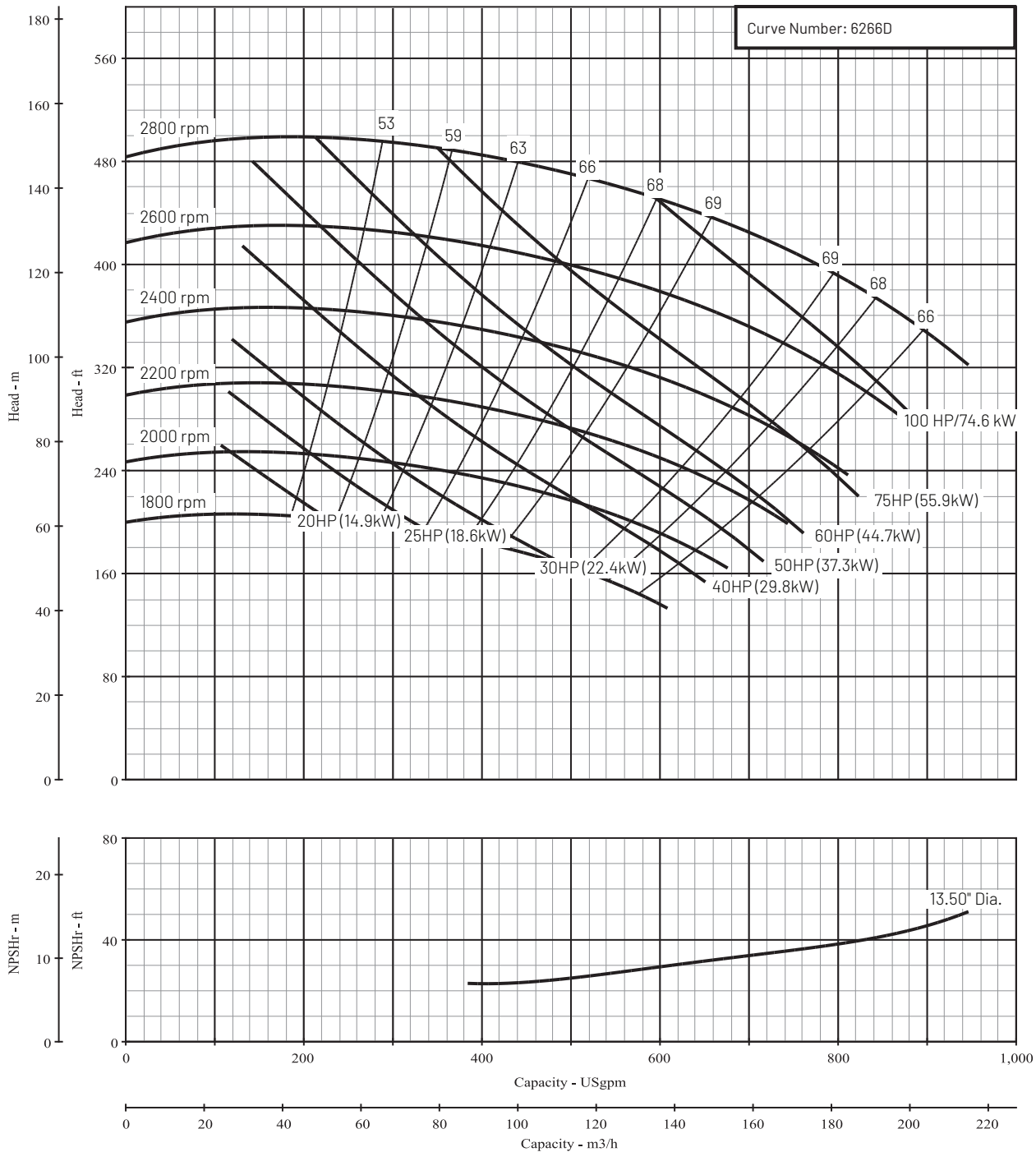
Series Name: B2-1/2J.BM

Pump Size: 2-1/2 x 4 x 13 BM

Department of Energy Requirements	
PEI _{CL}	0.96
Model	B2-1/2JBM
Imp. Dia. (in.)	13.50

Available Configurations	
CCMD	B2-1/2JPBM
Frame	B2-1/2JRMBM
SAE	B2-1/2JQBM

Curve Conditions	
Nominal RPM	1750
Maximum Working Pressure	266 psi (18 bar)
Based on Fresh Water @ F	68 (20 C)



This product as sold in U.S. is regulated by 10 CFR Parts 429 and 431.

293 Wright Street | Delavan | WI 53115 | www.BerkeleyPumps.com

All Pentair trademarks and logos are owned by Pentair. All other brands or product names are trademarks or registered marks of their respective owners. Because we are continuously improving our products and services, Pentair reserves the right to change specifications without prior notice. Pentair is an equal opportunity employer.

BK13014AG DOE (12/26/19) © 2019 Pentair plc. All Rights Reserved.