

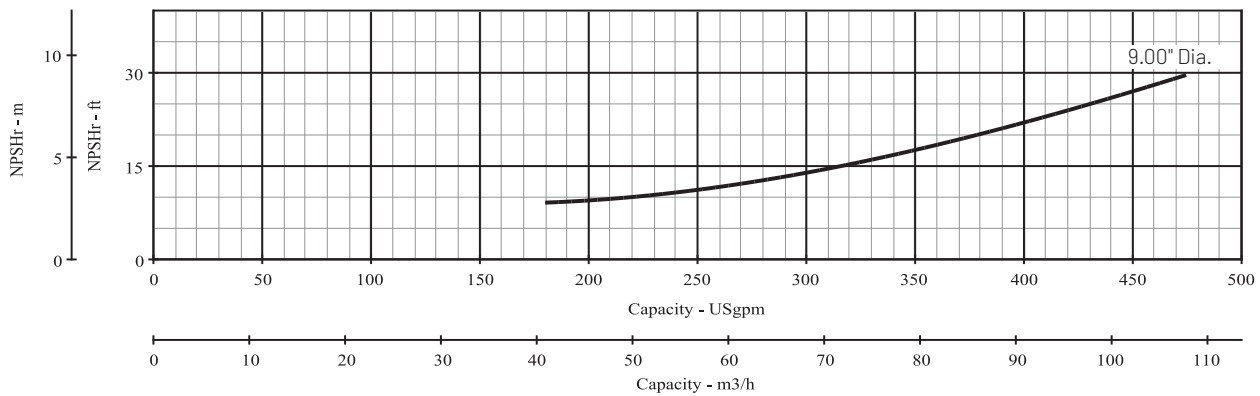
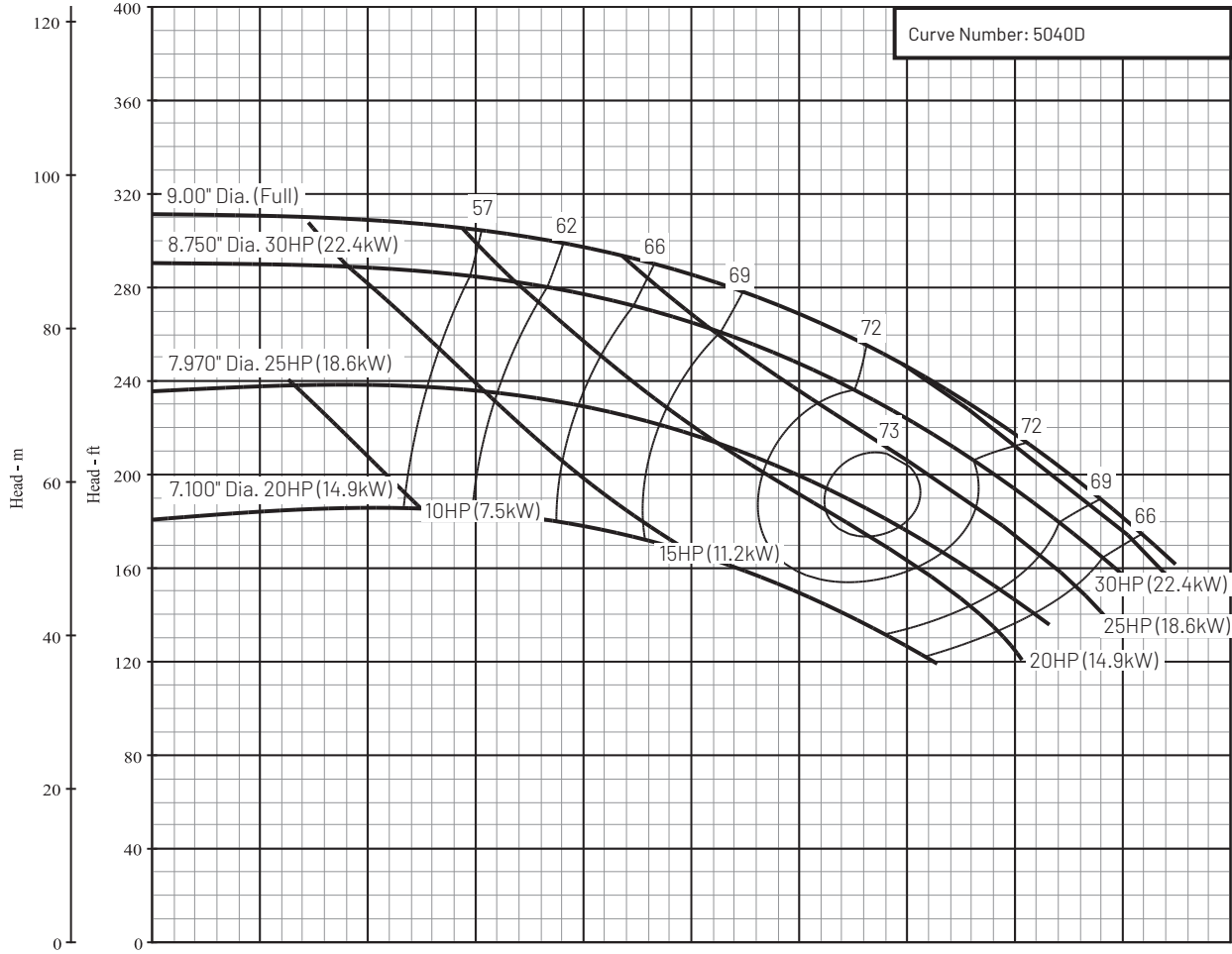
Series Name: B2-1/2Z.L

Pump Size: 2-1/2 x 3 x 9L

Department of Energy Requirements	
PEI <sub>CL</sub>	0.96
Model	B2-1/2ZL
Imp. Dia. (in.)	9.00

Available Configurations	
CCMD	B2-1/2ZPL
Frame	B2-1/2ZRL
SAE	

Curve Conditions	
Nominal RPM	3500
Maximum Working Pressure	250 psi (17 bar)
Based on Fresh Water @ F	68 (20 C)



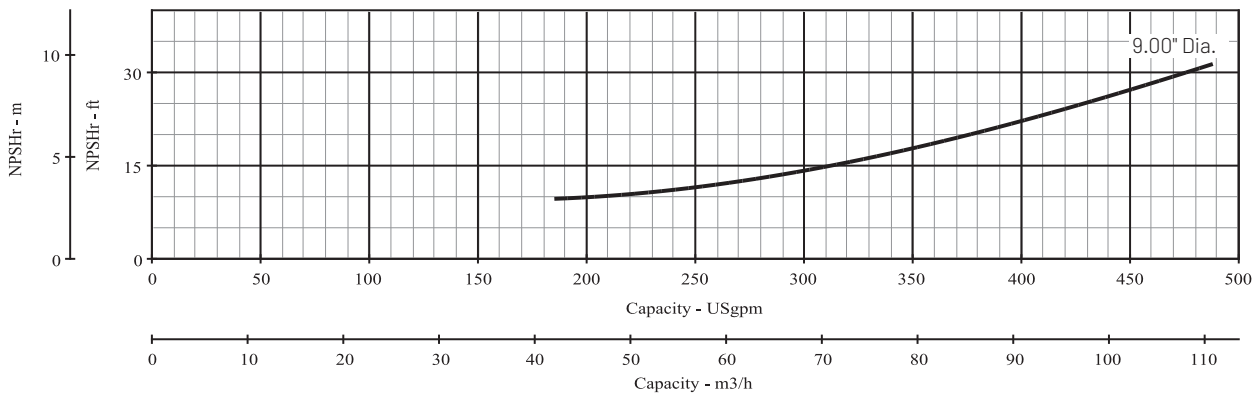
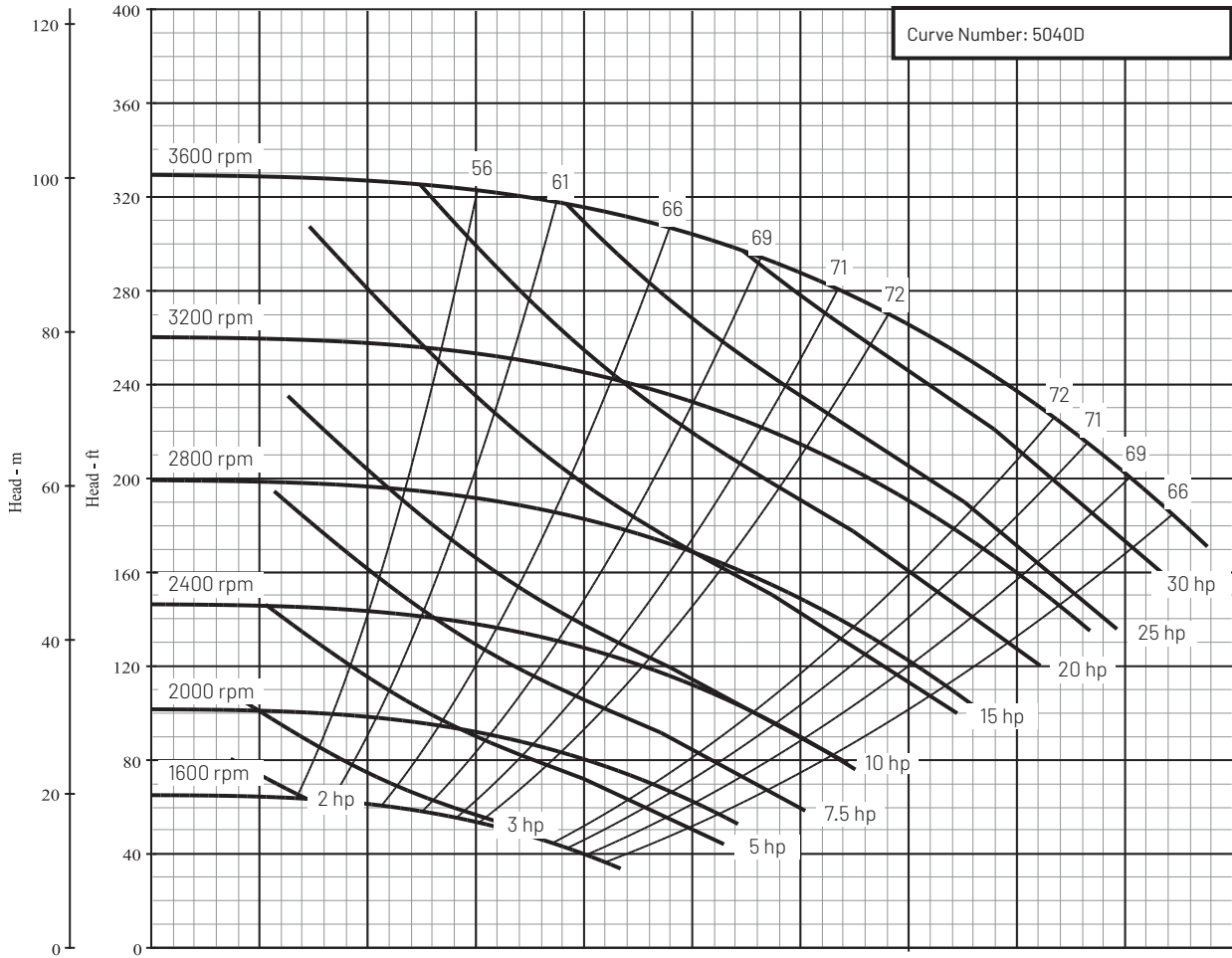
Series Name: B2-1/2Z.L

Pump Size: 2-1/2 x 3 x 9L

Department of Energy Requirements	
PEI <sub>CL</sub>	0.96
Model	B2-1/2ZL
Imp. Dia. (in.)	9.00

Available Configurations	
CCMD	B2-1/2ZPL
Frame	B2-1/2ZRL
SAE	

Curve Conditions	
Nominal RPM	VARIOUS
Maximum Working Pressure	250 psi (17 bar)
Based on Fresh Water @ F	68 (20 C)



This product as sold in U.S. is regulated by 10 CFR Parts 429 and 431.

293 Wright Street | Delavan | WI 53115 | [www.BerkeleyPumps.com](http://www.BerkeleyPumps.com)

All Pentair trademarks and logos are owned by Pentair. All other brands or product names are trademarks or registered marks of their respective owners. Because we are continuously improving our products and services, Pentair reserves the right to change specifications without prior notice. Pentair is an equal opportunity employer.

BK13015AG DOE (12/26/19) © 2019 Pentair plc. All Rights Reserved.